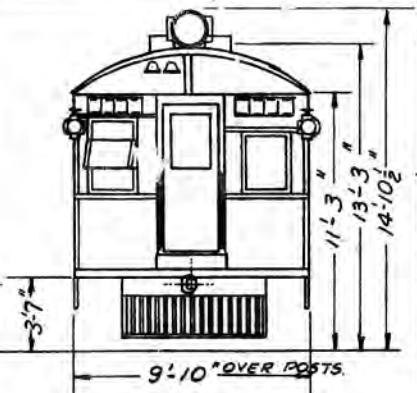
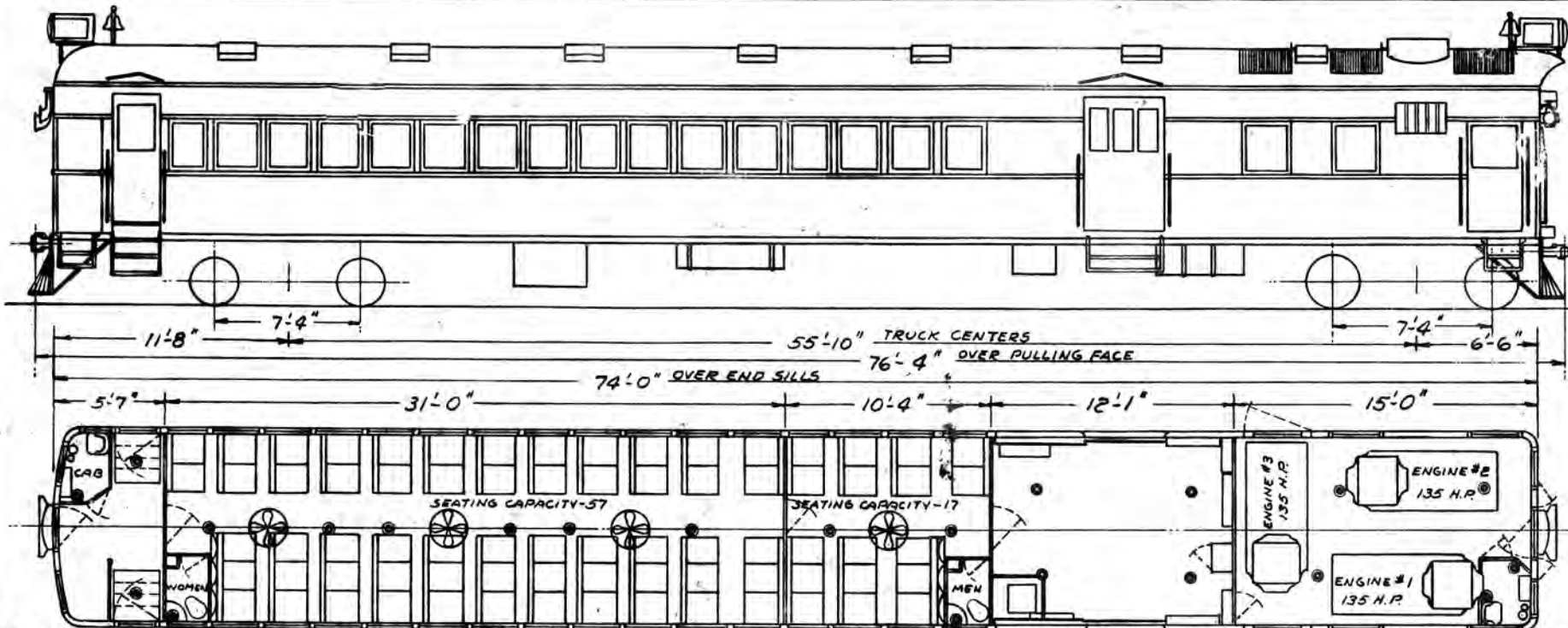


SOUTHERN PACIFIC COMPANY
(PACIFIC LINES)

DIAGRAMS OF MOTOR CARS

OFFICE GEN. SUPT. MOTIVE POWER
SAN FRANCISCO, CALIF.



CLASS: 74-GECB-1
 ORDER NO: (24782) P-425
 BUILDER: TRUCKS, MACK, BODY, CUMMINGS
 DATE BUILT: MARCH-1929
 SPEC. NO: BODY & TRUCKS:
 GENERAL DRAWING:

WT. OF CAR BODY SERVICED: 91,400#
 WT. OF FRONT TRUCK: 29,000#
 WT. OF REAR TRUCK: 19,200#
 WT. ON FRONT TRUCK: 76,420#
 WT. ON REAR TRUCK: 55,700#
 TOTAL WT. OF CAR SERVICED: 132,120#

**74 FT. STEEL GAS ELECTRIC
 - RAIL MOTOR CAR -**

OWNERSHIP	NUMBERS
S.P.R.R	SP-1

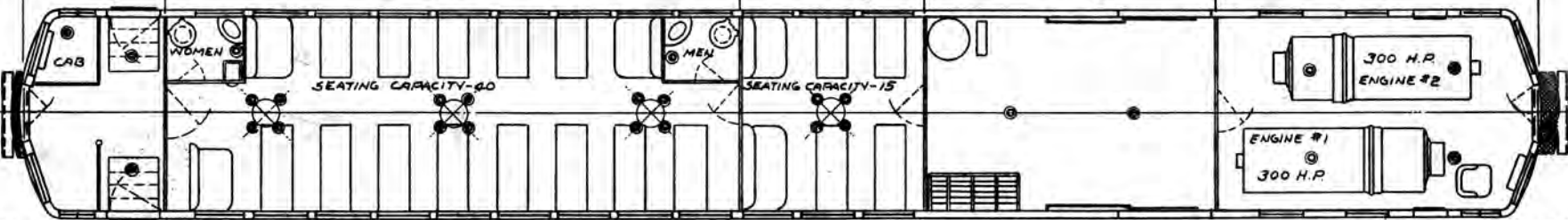
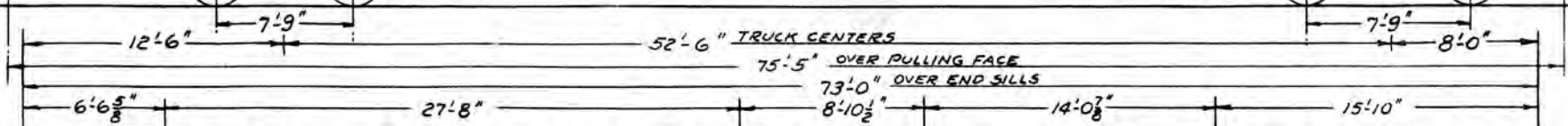
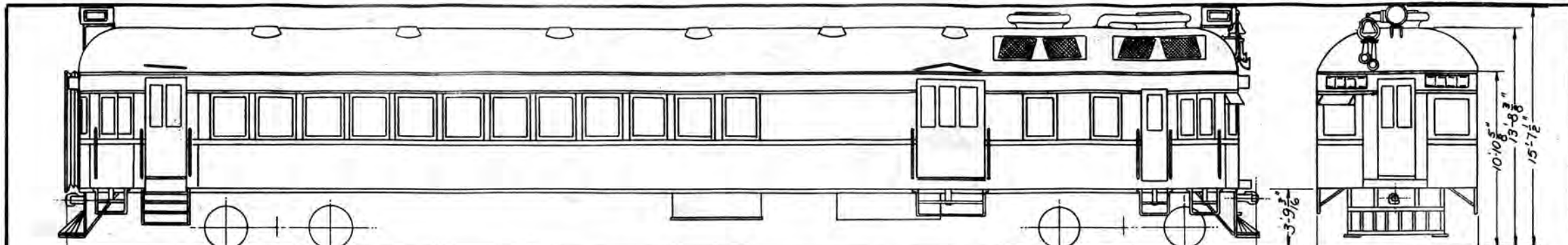
ENGINES: 3-MODEL AD, 6 CYL, 5"x6", 135 H.P.
 @ 1500 RPM. 2"ZENITH CARBURETORS.
 ELECTRIC EQUIPMENT: GENERAL ELECTRIC CO.
 GENERATORS: TYPE DT-311-C, 450V, 200 A @ 1550 RPM.
 EXCITER: 3-TYPE TE-511-C, 65V, 73A, @ 1550 RPM.
 * TRACTION MOTORS: 3-TYPE 292-A-56, 450V, 210 A.
 WT. OF EACH MOTOR COMPLETE 4600#
 BLOWER MOTORS: 470 V, 14 AMP @ 1800 R.P.M.
 * CONTROLS TYPE M(SOLENOID)C-502-A, DOUBLE END REMOTE
 BATTERY CHARGER: EXCITER.
 AIR COMPRESSORS: 3-WEST AIR BRAKE CO.
 TYPE 2B-12-U, MOUNTED ON ENGINES.
 BATTERIES: EXIDE, ELEC. STORAGE BATTERY CO
 PLANTS TYPE 300AH @ 8 HR. RATING: 16 CELLS.
 AIR BRAKES: WEST. AML WITH SAFETY CONTR.

AIR BRAKE CYL. WESTINGHOUSE-18"x12"
 HANDBRAKES: PEACOCK, STAFFLESS.
 HEADLIGHTS: GOLDEN GLOW FF-12 B.
 BELL & RINGER: H.G. HAMMETT, #1007.
 WARNING HORN: 2-AAC DUPLEX PNEUMONIC, WEST.
 WINDOW WIPER: FOLLERTHY AIR OPERATED.
 SANDERS CUMMINGS COACH & CAR CO.
 FUEL TANKS: 3 TANKS @ 110 GALS = 330 GALS.
 TRUCKS: COMMONWEALTH, WITH CLASP BRAKES.
 TRUCK SIDE BEARING: 288-9582 W.M. MINER, J.K.
 TRUCK JOURNALS, FRONT: 5 1/2"x10, ARA.
 TRUCK JOURNALS, REAR: 5 1/2"x10, ARA.
 WHEELS: 8-33" ROLLED STEEL.
 UNDERFRAME: STRUCTURAL & PRESSED STEEL.
 CENTER SILLS: 10"x15 3/4" C; 22"x1 1/2" COVER PLATE.
 SIDE SILLS: 5"x3 1/2"x7/8" ANGLE.

BODY BOLSTERS: PRESSED STEEL, BUILT UP
 COUPLERS: M'CONWAY & TORLEY, JANNY V.
 DRAFT GEAR: M'CONWAY & TORLEY.
 DRAFT GEAR YOKE: FORGED STEEL DOUBLE SHEAR.
 BUFFING DEVICE: CUMMINGS COACH & CAR CO.
 UPPER BUFFER: NONE
 VESTIBULES STEEL, ENCLOSED WITH TRAP DOORS.
 VESTIBULE DIAPHRAGM: NONE
 VENTILATORS: 15-UTILITY, TYPE D-736-2.
 INSULATION: BODY-BALSAM WOOL, FLOOR-SALAMAND.
 INSIDE FINISH: STEEL, MASKELITE FRIEZE PANELS.
 SEATS: HALE & KILBURN, #208 DE LUXE.
 HOPPERS: #14 ECKERT, DAYTON MFG. CO.
 WASHSTANDS: DAYTON MFG. CO.
 WATER COOLERS: 2-GEISSEL #93B-A.

WATER SYSTEM: GRAVITY, CUMMINGS C. & C. CO.
 LIGHTING SYSTEM: ELECTRIC, 32 V.
 LAMPS: 8-#19297, 2-#19291, S.C.H. & L.T.G. CO.
 2-#8183, S.C.H. & L.T.G. CO; 8-#3595 GROUSE HINDS.
 FANS: 4-12" CEILING-RR#19576. S.C.H. & L.T.G. CO.
 HEATING SYSTEM: VAPOR, #9-H ARCOLA.
 CAB HEATER: ELEC, #3312 CONSOL. CAR HTG. CO.

* RATING CONTINUOUS



CLASS: 73-GECA-1
 ORDER NO: 34995-P-25398(P-426)
 BUILDER: J.G. BRILL
 DATE BUILT: JAN. 1929
 SPEC. NO. BODY & TRUCKS: CARBUILDER
 GENERAL DRAWING:

WT. OF CAR BODY-SERVICED: 102,900#
 WT. OF FRONT TRUCK: 26,395#
 WT. OF REAR TRUCK: 25,105#
 WT. ON FRONT TRUCK: 89,840#
 WT. ON REAR TRUCK: 62,760#
 TOTAL WT. OF CAR SERVICED: 158,600#

**73 FT. STEEL GAS ELECTRIC
 - RAIL MOTOR CAR -**

OWNERSHIP	NUMBERS
S.P.R.R.	5P-2

ENGINES: 2 HALL SCOTT #350, 6 CYL, 7 1/2 x 9, 350 HP @ 1100 RPM. 4-ZENITH CARBURETORS. ELECTRIC EQUIPMENT: WESTINGHOUSE MFG. CO. GENERATORS 2 TYPE 181-A, 500V, 420A @ 1100 RPM. EXCITER: TYPE YG-11, 32V, 145A @ 1100 RPM. CAPACITY OF EACH GENERATOR & EXCITER-215KW. TRACTION MOTORS: 4-559-D-2, 160HP @ 450V. WT. OF EACH MOTOR COMPLETE: 4480#

* BLOWER MOTORS: TYPE Y-17, 450V, 17A @ 1560RPM. CONTROLS: TYPE 15-D-15; DOUBLE END REMOTE. BATTERY CHARGER: MAIN GEN. & EXCITER; TORQUE GOV. AIR COMPRESSORS: WEST. TYPE DH-25, 32 VOLT. SERIES WOUND, - CAPACITY 25 CU. FT. PER MIN. BATTERIES: EKIDE, ELEC. STORAGE BATTERY CO. TYPE MVAH-13, 225 AH @ 8 HR RATING; 16 CELLS. AIR BRAKES: WEST. AML. WITH L-3 TRIPLE VALVE.

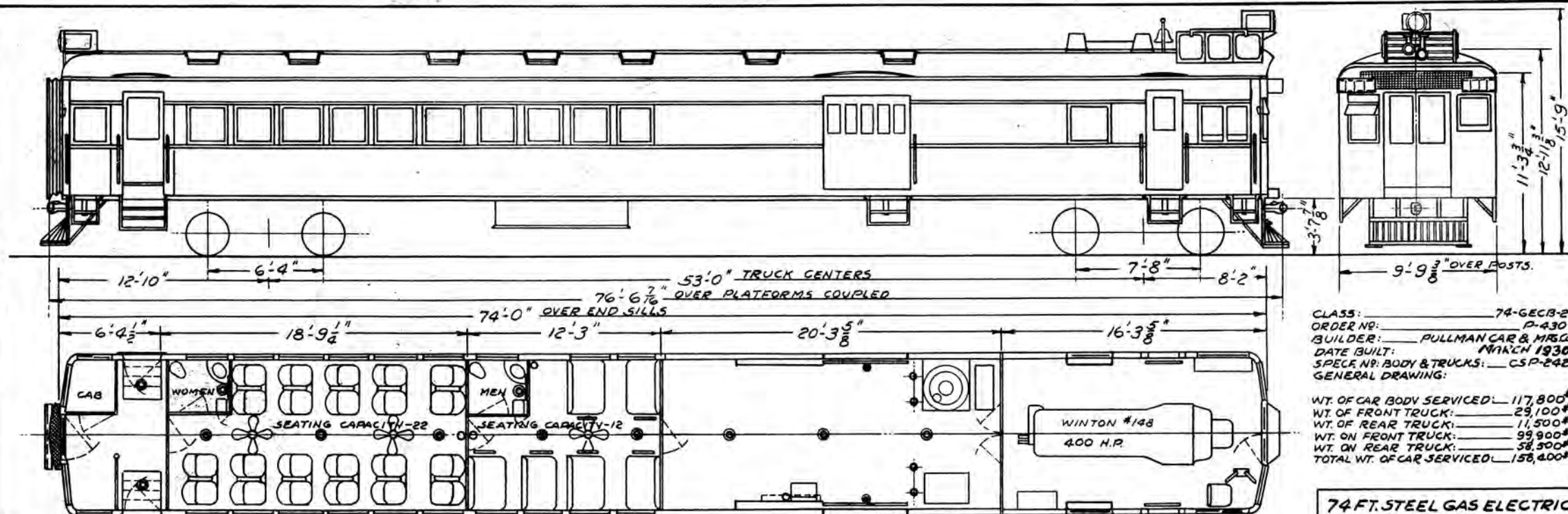
* RATING CONTINUOUS

AIR BRAKE CYL: 18x12 TYPE Q WITH X-SLACK ADJUSTER. HANDBRAKES: PEACOCK, STAFFLESS, 8 1/2, 20" WHEEL. HEADLIGHTS: 2-SUNBEAM ELEC. MFG. CO. BELL & RINGER: 2-45" BELL, SIMPLICITY RINGER, ALCO. WARNING HORN: 2-AAC DUPLEX PNEUMONIC, WEST. WINDOW WIPER: STORM KING; ELEC. SERV. SUPPLY CO. SANDERS: J.G. BRILL WITH WEST. MT. FOOT VALVE. FUEL TANKS: 2 TANKS @ 250 GAL-500 GAL. TRUCKS: BRILL #27-MCB-48S, WITH CLASP BRAKES. TRUCK SIDE BEARING: TRUCK JOURNALS: FRONT: 6x11, ARA. TRUCK JOURNALS: REAR: 5 1/2 x 10, ARA. WHEELS: 8-33" ROLLED STEEL. UNDERFRAME: STRUCTURAL STEEL. CENTER SILLS: 10" x 20" L; 26 1/4" COVER PLATE. SIDE SILLS: 6"-8.2" CHANNEL.

BODY BOLSTER: PRESSED STEEL, BUILT UP. COUPLERS: 5x7" TYPE "D" HEAD. DRAFT GEAR: MINER, CLASS A-2-S. DRAFT GEAR YOKE: CAST STEEL, QUADRUPLE SHEAR. BUFFING DEVICE: 2 STEM SPRING, J.G. BRILL. UPPER BUFFER: FOWLER, UNION METAL PROD. CO. VESTIBULES: ENCLOSED, WITH TRAP DOORS. VESTIBULE DIAPHRAGM: CANVAS. VENTILATORS: 12-J.G. BRILL. INSIDE FINISH: STEEL & WOOD, PAINTED. SEATS: BRILL, 17 TYPE 201-B; 5-BULK HEAD.

HOPPERS: #56-DOUBLE PAN, ECKERT. WASH STANDS: ADAMS & WESTLAKE. WATER COOLERS: HENRY GEISSEL #68. WATER SYSTEM: GRAVITY, J.G. BRILL.

LIGHTING SYSTEM: ELECTRIC, 32V. LAMP REGULATOR: TYPE F, SCH. & L. CO. LAMPS: BRACKET-2 DAYTON #70; VESTIBULE-2 GE-009; 5-HGV-#3595 GROUSE HINDS. FANS: 4-FANDOLERS: SCH. & L. CO. HEATING SYSTEM: SMITH, #OC-2-A, HOT WATER.



CLASS: _____ 74-GECB-2
 ORDER NO: _____ P-430
 BUILDER: _____ PULLMAN CAR & MFG. CO.
 DATE BUILT: _____ MARCH 1930
 SPEC. NO. BODY & TRUCKS: _____ CSP-242
 GENERAL DRAWING:

WT. OF CAR BODY SERVICED: _____ 117,800#
 WT. OF FRONT TRUCK: _____ 29,100#
 WT. OF REAR TRUCK: _____ 11,500#
 WT. ON FRONT TRUCK: _____ 99,900#
 WT. ON REAR TRUCK: _____ 58,500#
 TOTAL WT. OF CAR SERVICED: _____ 158,400#

74 FT. STEEL GAS ELECTRIC

- RAIL MOTOR CAR -

OWNERSHIP	NUMBERS
S. P. R. R.	SP-3, 4, 5.
N. W. P.	N.W.P.-901, 902.

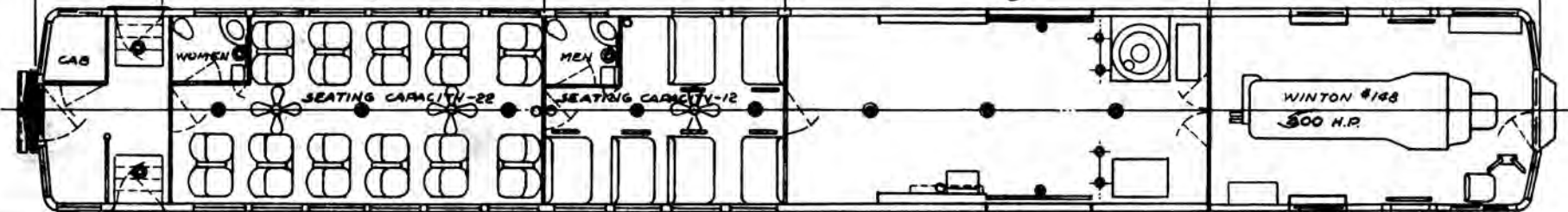

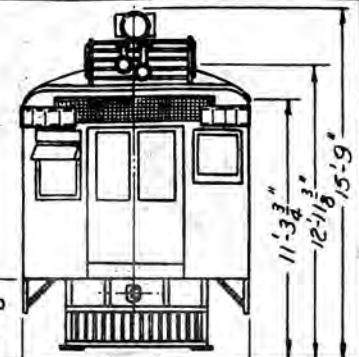
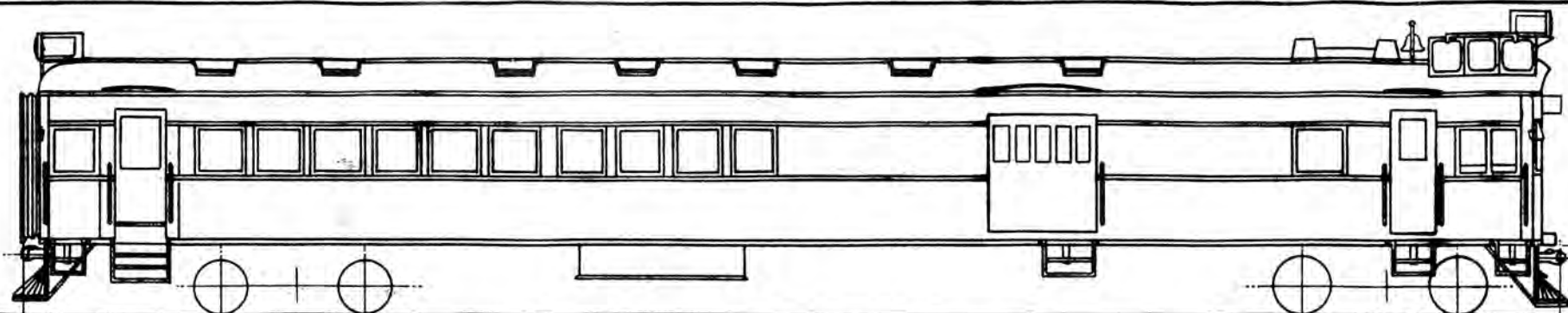
ENGINES: 1-WINTON #148, 8 CYL, 8x10, 400 H.P. @ 900 R.P.M. - DILWORTH CARBURETORS.
 ELECTRIC EQUIPMENT: GENERAL ELEC. CO.
 GENERATORS: 1-TYPE DT-513-A, 150V, 6.5A @ 900 RPM.
 EXCITER: 1-TYPE TE-513-A, 150V, 6.5A @ 900 RPM.
 CAPACITY OF GENERATOR & EXCITER - 282.75 KW.
 TRACTION MOTORS: 2-GE-297-A-51, 455V, 280A @ 555 RPM.
 WT. OF EACH MOTOR COMPLETE - 6300 LBS.
 BLOWER MOTORS: 2-CY-39-C, 7 1/2 HP, 470V, 14A @ 1800 RPM.
 CONTROLS: DOUBLE END REMOTE.
 BATTERY CHARGER: EXCITER.
 AIR COMPRESSORS: 1-CP-130-A-6, 50 CU. FT. / MIN. 500 V, 10 A @ SAFE RPM = 2200 COMP. MOTOR.
 BATTERIES: EXIDE, ELEC. STORAGE BATTERY CO. TYPE MYAH-13, 204 AH @ 8 HR. RATING, 16 CELLS.
 AIR BRAKES: WEST. AML WITH SAFETY CONTROL.

AIR BRAKE CYL: 18x12 TYPE K WITH SLACK ADJUSTER.
 HAND BRAKES: 2 PEACOCK STAFFLESS #428
 HEADLIGHTS: 2-SUNBEAM ELEC. MFG. CO.
 BELL & RINGER: 2 HAMMETT-12"
 WARNING HORN: 2 DUPLEX PNEUPHONIC, WEST.
 WINDOW WIPER: STORM KING, ELEC. SERV. SUPPLY CO.
 SANDERS:
 FUEL TANKS: 2-1/4" STEEL, DISTILLATE - 250 GAL. EA.
 1-1/4" STEEL, GASOLINE, - 100 GAL.
 TRUCKS: GEN. STEEL CASTING CO.
 TRUCK SIDE BEARINGS: MINER, ROLLER, PAT #11002.
 TRUCK JOURNAL: FRONT: 6x11 FAFNIR MELCHER.
 TRUCK JOURNAL: REAR: 5x9 FAFNIR MELCHER.
 WHEELS: 8 - MOTOR TRUCK 36" TRAILER 33"
 UNDERFRAME: STRUCTURAL & P. 255ED STEEL.
 CENTER SILLS: 9x20" CHANN. 3/16" COVER PLATE.

SIDE SILLS: PRESSED STEEL, Z-SHAPE
 BODY BOLSTER: STEEL BUILT UP.
 COUPLERS: M'CONWAY & TORLEY
 DRAFT GEAR: PULLMAN, DOUBLE COIL.
 DRAFT GEAR YOKE: QUADRUPLE SHEAR.
 BUFFING DEVICE: PULLMAN, SPRING DESIGN.
 VESTIBULES: ENCLOSED WITH TRAP DOORS.
 VESTIBULE DIAPHRAGM: ACME IMPROV. MORTON MFG.
 VENTILATORS: 16 - GARLAND C-1 J.R.
 UPPER BUFFER: FOWLER, UNION MET. PROD. CO.
 INSULATION: 3/4" BALSAM WOOL.
 DECK FINISH: PYROXYLIN LACQUER.
 INSIDE FINISH: PYROXYLIN LACQUER.
 SEATS: H & K. 3 ROTARY, 3 STATIONARY #300.
 3 WALKOVER, 3 STATIONARY #397
 HOPPERS: DUNER-DOUBLE PAN.

WASHSTANDS: PULLMAN, WHITE METAL.
 WATER COOLERS: PULLMAN DESIGN.
 WATER SYSTEM: GRAVITY, PULLMAN.
 LIGHTING SYSTEM: ELECTRIC - 32V.
 LAMPS: 3-#24710, 2-#24490. A & W.
 5-L-182, 4-L-116 PULLMAN.
 FANS: 3-26" PADDLE, DIEHL.
 HEATING SYSTEM: STEAM BOILER - 100#
 RATING CONTINUOUS, 10 HP G.L. 5HR WATER.
 CAPACITY OF BOILER WATER TANK - 250 GALS.
 CAPACITY OF BOILER FUEL TANK - 95 GALS.
 TOTAL WT. OF HEATING SYSTEM INCLUDING OIL & WATER (SERVICED) - 7200#
 CAB HEATER: RAILWAY UTILITY CO. 2 ELEMENT, TYPE H-552, 600V, 1000 WATTS.

* - RATING CONTINUOUS.



CLASS: 74-GEGB-2
 ORDER NO: P-430
 BUILDER: PULLMAN CAR & MFG CO
 DATE BUILT: MARCH 1930
 SPEC. NO. BODY & TRUCKS: CSP-242
 GENERAL DRAWING:

WT. OF CAR BODY SERVICED: 127,680#
 WT. OF FRONT TRUCK: 29,100#
 WT. OF REAR TRUCK: 11,500#
 WT. ON FRONT TRUCK: 105,620#
 WT. ON REAR TRUCK: 62,660#
 TOTAL WT. OF CAR SERVICED: 168,280#

**74 FT. STEEL GAS ELECTRIC
 - RAIL MOTOR CAR -**

OWNERSHIP	NUMBERS
S. P. R. R.	SP-6

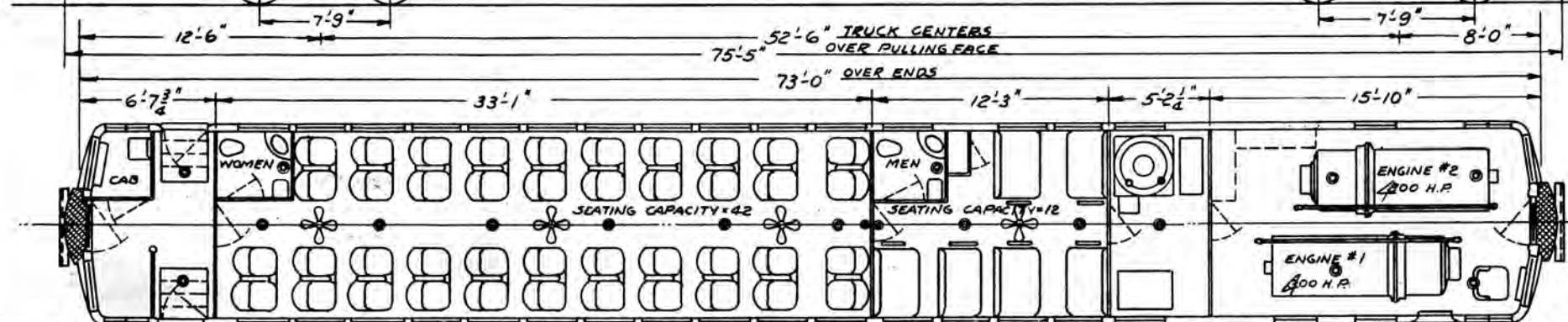
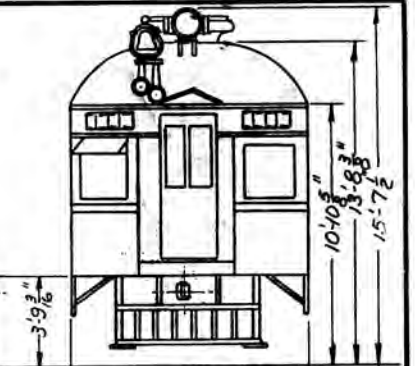
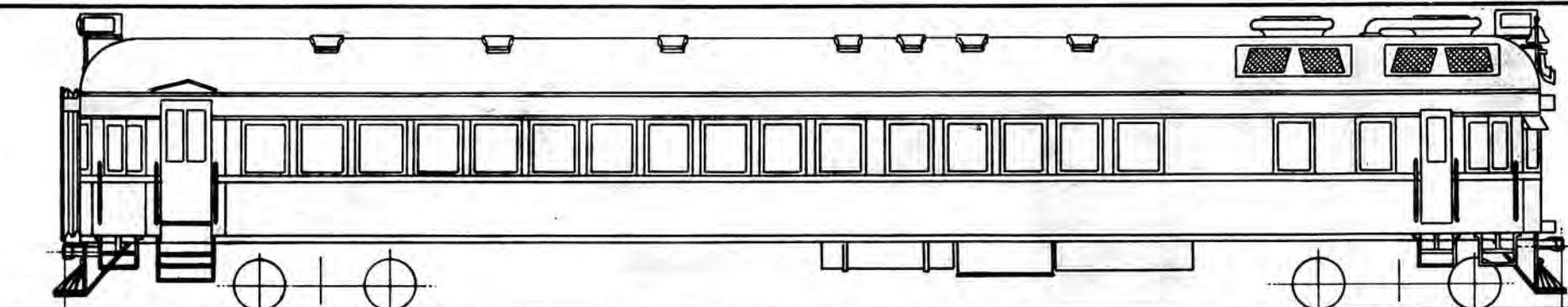
ENGINES: 1-WINTON #148, 8 CYL, 8 1/2" x 10", 500 H.P. @ 900 R.P.M. - CONVERTED TO BUTANE FUEL.
 ELECTRIC EQUIPMENT: GENERAL ELEC. CO
 GENERATORS: 1-TYPE DT-513-A, 505V, 540A @ 900 RPM
 * EXCITER: 1-TYPE TE-513-A, 150V, 6.5A @ 900 RPM
 * CAPACITY OF GENERATOR & EXCITER - 282.75 KW
 * TRACTION MOTORS: 2-GE-297-A-51, 455V, 280A @ 535 RPM
 * WT OF EACH MOTOR COMPLETE - 6300 LBS.
 * BLOWER MOTORS: 2-CY-99-C, 7 HP, 470V, 14A @ 1800 RPM
 * CONTROLS: DOUBLE END REMOTE.
 * BATTERY CHARGER: EXCITER.
 * AIR COMPRESSORS: 1-CP-130-A-6, 30 CU. FT. / MIN. 500 V, 10 A @ SAFE RPM=2200 COMP. MOTOR.
 * BATTERIES: EXIDE, ELEC. STORAGE BATTERY CO.
 2-TYPE MYAH-13, 204 AM @ 8 HR. RATING, 16 CELLS
 AIR BRAKES: WEST AML WITH SAFETY CONTROL

AIR BRAKE CYL: 18-12 TYPE K WITH SLACK ADJUSTER.
 HAND BRAKES: 2 PEACOCK STAFFLESS-#428
 HEADLIGHTS: 2-SUNBEAM ELEC. MFG. CO.
 BELL & RINGER: 2 HAMMETT-12"
 * WARNING HORN: 2 DUPLEX PNEUMONIC, WEST.
 * WINDOW WIPER: STORM KING, ELEC. SERV. SUPPLY CO.
 SANDERS:
 FUEL TANKS: 2 TANKS / 1000 GALS. TOTAL CAPACITY BUTANE
 TRUCKS: GEN. STEEL CASTING CO.
 TRUCK SIDE BEARINGS: MINER, ROLLER, PAT#11002
 TRUCK JOURNAL: FRONT: 6-11 FAFNIR MELCHER
 TRUCK JOURNAL: REAR: 5-9 FAFNIR MELCHER
 WHEELS: 8 - MOTOR TRUCK 36", TRAILER 33"
 UNDERFRAME: STRUCTURAL & PRESSED STEEL.
 CENTER SILLS: 9-20" CHANN. 25" COVER PLATE.

SIDE SILLS: PRESSED STEEL, Z-SHAPE
 BODY BOLSTER: STEEL BUILT UP
 COUPLERS: M'CONWAY & TORLEY
 DRAFT GEAR: PULLMAN, DOUBLE COIL.
 DRAFT GEAR YOKE: QUADRUPLE SHEAR.
 BUFFING DEVICE: PULLMAN, SPRING DESIGN.
 VESTIBULES: ENCLOSED WITH TRAP DOORS.
 VESTIBULE DIAPHRAGM: ACME IMPROV. MORTON MRS.
 VENTILATORS: 16-GARLAND C-1 JR.
 UPPER BUFFER: FOWLER, UNION MET. PROD. CO.
 INSULATION: 3/4" BALSAM WOOL.
 DECK FINISH: PYROXYLIN LACQUER.
 INSIDE FINISH: PYROXYLIN LACQUER.
 SEATS: H & K. 8 ROTARY, 3 STATIONARY #900.
 3 WALKOVER, 3 STATIONARY #397
 HOPPERS: DUNER-DOUBLE PAN.

WASHSTANDS: PULLMAN, WHITE METAL.
 WATER COOLERS: PULLMAN DESIGN.
 WATER SYSTEM: GRAVITY, PULLMAN.
 LIGHTING SYSTEM: ELECTRIC-32V.
 LAMPS: 3-#24710, 2-#24490, A & W.
 5-L-182, 4-L-116 PULLMAN.
 FANS: 3-26" PADDLE, DIEHL.
 HEATING SYSTEM: STEAM BOILER-100#
 RATING CONTINUOUS, 10 HR OIL, 5 HR WATER.
 CAPACITY OF BOILER WATER TANK - 290 GALS.
 CAPACITY OF BOILER FUEL TANK - 95 GALS.
 TOTAL WT. OF HEATING SYSTEM INCLUDING OIL & WATER (SERVICED) - 7200#
 CAB HEATER: RAILWAY UTILITY CO, 2 ELEMENT, TYPE H-552, 600V, 1000 WATTS.

* - RATING CONTINUOUS.



CLASS: 73-GEC-1
 ORDER NO: P-431
 BUILDER: J.G. BRILL CO.
 DATE BUILT: #1, DEC. 1929; #2, 10, 11, JAN. 1930.
 SPEC. NO. BODY & TRUCKS: CSP-242.
 GENERAL DRAWING:

WT. OF CAR BODY SERVICED: 124,995*
 WT. OF FRONT TRUCK: 25,790*
 WT. OF REAR TRUCK: 24,215*
 WT. ON FRONT TRUCK: 103,250*
 WT. ON REAR TRUCK: 74,250*
 TOTAL WT. OF CAR SERVICED: 177,550*

**73 FT. STEEL GAS ELECTRIC
 - RAIL MOTOR CAR -**

OWNERSHIP	NUMBERS
S. P. R. R.	SP-7, 8,
C. P. RY.	CP-9, 10, 11.

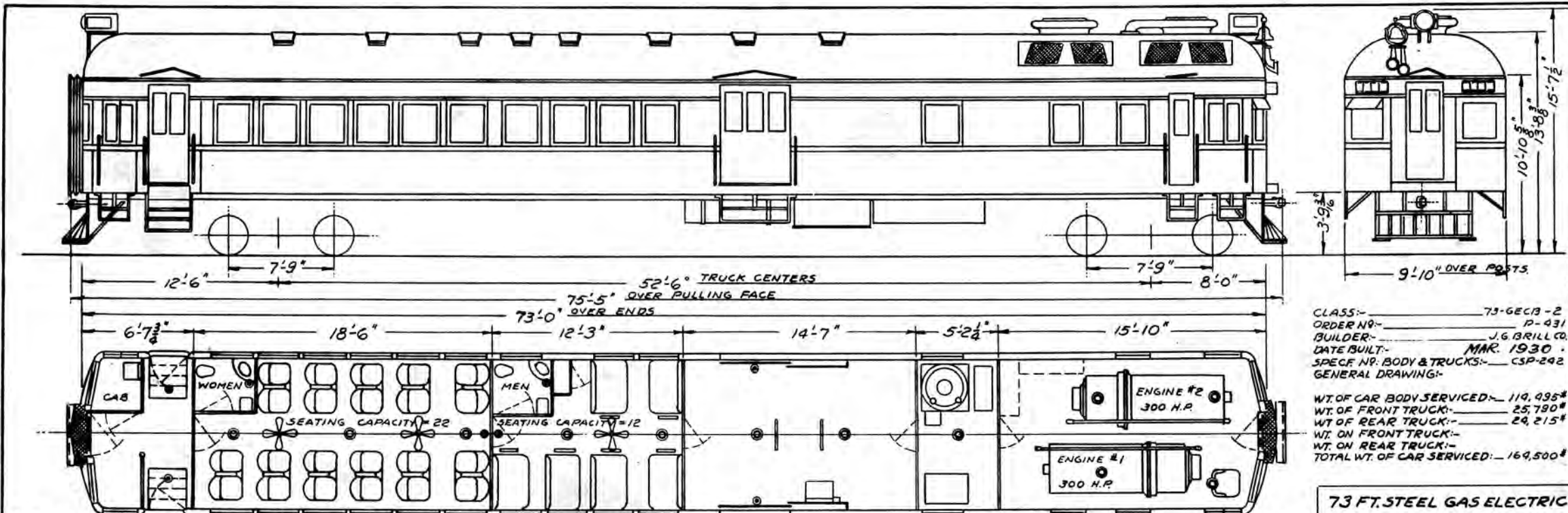
ENGINES: 2-HALL SCOTT #300, 6 CYL. 7 1/2 x 9;
 400 HP @ 1150 RPM. CONVERTED TO BUTANE F
 ELECTRIC EQUIPMENT: WEST. ELEC. & MFG. CO.
 GENERATORS: 2 TYPE 181-A-4, 300V, 420A @ 1100 RPM.
 EXCITER: 2 TYPE YG-6-A-4, 45V, 80A @ 1100 RPM.
 CAPACITY OF EACH GENERATOR & EXCITER: 215KV.
 TRACTION MOTORS: 4 TYPE 559-E-2, 450V, 240A.
 WT. OF EACH MOTOR COMPLETE 4500 LBS.
 BLOWER MOTORS: 2 TYPE Y-17, 450V, 17A, 1560 R.P.M.
 CONTROLS: 2 TYPE 15-D-7 DOUBLE END REMOTE
 BATTERY CHARGER: 2 TYPE TT-52 RESISTORS.
 AIR COMPRESSORS: 2 TYPE DH-25, WEST. A. B. CO.
 2 1/2 HR. CONTINUOUS RATING, 400V, 10A.
 BATTERIES: EDISON TYPE A10HW
 42 GA @ 8HR. RATING, 25 CELLS
 AIR BRAKES: WEST. AML. WITH SAFETY CONTROL

AIR BRAKE CYL: 18x12 TYPE J WITH SLACK ADJUSTER.
 HAND BRAKES: 2 PEACOCK, 8:1, 20" WHEEL.
 HEADLIGHTS: 2-SUNBEAM ELEC. MFG. CO.
 BELL & RINGER: 2-45" BELL, SIMPLICITY RINGER, ALCO.
 WARNING HORN: 2-AAC DUPLEX PNEUPHONIC WEST.
 WINDOW WIPER: 2-32 V. MOHAWK, UTILITY.
 SANDERS: J.G. BRILL WITH WEST. M.T. FOOT VALVE.
 FUEL CAPACITY: *7-2-600, *9, 10 & 11 - 2-500 GA.
 *8-6 TANKS 165 GALS. EACH.
 TRUCKS: TYPE 27-MCB, J.G. BRILL.
 TRUCK SIDE BEARING: ROLLER, W.H. MINER #H1002.
 TRUCK JOURNALS: FRONT: 6x11 FAFNIR MELCHER.
 TRUCK JOURNALS, REAR: 5x10 FAFNIR MELCHER.
 WHEELS: 8-33" ROLLED STEEL.
 UNDERFRAME: STRUCTURAL & PRESSED STEEL.
 CENTER SILLS: 10x20" CHANN-26x1/4" COVER PLATE.

SIDE SILLS: 4x4x3/8" ANGLE
 BODY BOLSTER: STEEL BUILT UP.
 COUPLERS: M'CONWAY & TORLEY #3450.
 DRAFT GEAR: W.H. MINER INC. A-2-S.
 DRAFT GEAR YOKE: FORGED QUADRUPLE SHEAR.
 BUFFING DEVICE: 2 STEM SPRING, J.G. BRILL.
 UPPER BUFFER: FOWLER, UNION MET. PROD. CO.
 VESTIBULES: ENCLOSED WITH TRAP DOORS.
 VESTIBULE DIAPHRAGM: STEEL.
 VENTILATORS: GARLAND C-1.
 INSULATION: 3-PLY SALAMANDER.
 DECK FINISH: PYROXYLIN LACQUER.
 INSIDE FINISH: STEEL, PYROXYLIN LACQUER.
 SEATS: 18-#110-R, 3-#110-S, AMER. CAR. & FDRY. CO.
 6-#397 HALE & KILBURN.
 HOPPERS: ECKERT #66, DAYTON MFG. CO.

WASHSTANDS: ADAMS & WESTLAKE CO.
 WATER COOLERS: HENRY GEISSEL #938-Q-A.
 WATER SYSTEM: GRAVITY, J.G. BRILL.
 LIGHTING SYSTEM: ELECTRIC, 32V.
 LAMP REGULATOR: TYPE S-1050-E, S.C.H. & L. CO.
 LAMPS: 8-#252 DAYTON, 2-60A-15 PYLE NATIONAL,
 4-#1813, 2-#1929, 1-#19435, S.C.H. & L. CO.
 5-#HGV-3555 CROUSE HINDES CO.
 FANS: 4-26 PADDLE #C-9-2, DIEHL.
 HEATING SYSTEM: STEAM BOILER, 100# PRES.
 RATING CONTINUOUS, 10 HR. OIL; 5 HR. WATER.
 CAPACITY OF BOILER WATER TANK: 290 GALS.
 CAPACITY OF BOILER FUEL TANK: 95 GALS.
 TOTAL WT. OF HEATING SYSTEM INCLUDING
 OIL & WATER (SERVICED) 7200#
 CAB HEATER: CONSOL. CAR HTG. CO. 3312-T.

* RATING CONTINUOUS.



CLASS:- 73-GE13-2
 ORDER NO:- P-431
 BUILDER:- J.G. BRILL CO.
 DATE BUILT:- MAR. 1930
 SPEC. NO. BODY & TRUCKS:- CSP-242
 GENERAL DRAWING:-

WT. OF CAR BODY SERVICED:- 119,495#
 WT. OF FRONT TRUCK:- 25,780#
 WT. OF REAR TRUCK:- 24,215#
 WT. ON FRONT TRUCK:-
 WT. ON REAR TRUCK:-
 TOTAL WT. OF CAR SERVICED:- 169,500#

**73 FT. STEEL GAS ELECTRIC
 ~ RAIL MOTOR CAR ~**

OWNERSHIP	NUMBERS
N.W.P.	N.W.P.-903,904

ENGINES: 2-HALL SCOTT #300, 6CYL. 7 1/2 x 9", 300 HP @ 1150 RPM. CARBURETORS, DUFF ENG. ELECTRIC EQUIPMENT WEST. ELEC. & MFG. CO.
 GENERATORS: 2-TYPE 181-A-4, 500V, 420A @ 1100 RPM.
 EXCITER: 2-TYPE YG-6-A-4, 45V, 80A @ 1100 R.P.M.
 CAPACITY OF EACH GENERATOR & EXCITER - 215 KW.
 TRACTION MOTORS: 4-TYPE 559-E-2, 450V, 240 A, WT. OF EACH MOTOR COMPLETE - 4500 LBS.
 BLOWER MOTORS: TYPE Y-17, 450V, 17A, 1560 RPM.
 CONTROLS: 2-TYPE 15-D-17 DOUBLE END REMOTE.
 BATTERY CHARGER: 2-TYPE TT-52 RESISTORS.
 AIR COMPRESSORS: 2-TYPE DH-25, WEST. A. B. CO. 2 1/2 HR. CONTINUOUS RATING, 400V, 10 A.
 BATTERIES: EKIDE, ELEC. STORAGE BATTERY CO. TYPE MVAN-17, 300 AH @ 8 HR. RATING, 16 CELLS.
 AIR BRAKES: WEST. AML WITH SAFETY CONTROL.

AIR BRAKE CYL: 1 1/2" TYPE J WITH SLACK ADJUSTER.
 HAND BRAKES: - 2 PEACOCK, 8-1, 20" WHEEL.
 HEADLIGHTS: - 2-SUNBEAM ELEC. MFG. CO.
 BELL & RINGER: 2-45" BELL SIMPLICITY RINGER, ALCO.
 WARNING HORN: 2-AAC DUPLEX PNEUMONIC, WEST.
 WINDOW WIPER: - 2-32V. MOHAWK, UTILITY.
 SANDERS: J. G. BRILL WITH WEST. M.T. FOOT VALVE.
 FUEL TANKS: 2-1/4" STEEL, DISTILLATE, 250 GALS. EA. 1-1/4" STEEL, GASOLINE, 100 GALS.
 TRUCKS: TYPE -27-MCB, J.G. BRILL.
 TRUCK SIDE BEARING: ROLLER, W.H. MINER, #11002.
 TRUCK JOURNALS: FRONT, 6-11, FAFNIR MELCHER.
 TRUCK JOURNALS: REAR, 5 1/2 x 10 FAFNIR MELCHER.
 WHEELS: - 8-33" ROLLED STEEL.
 UNDERFRAME: STRUCTURAL & PRESSED STEEL.
 CENTER SILLS: 10'-20" CHANN, 26 1/8" COVER PLATE.

SIDE SILLS: 9'4 3/8" ANGLE.
 BODY BOLSTER: STEEL BUILT UP.
 COUPLERS: M'CONWAY & TORLEY #3450.
 DRAFT GEAR: W.H. MINER, INC. A-2-S.
 DRAFT GEAR YOKE: FORGED QUADRUPLE SHEAR.
 BUFFING DEVICE: 2-STEM SPRING, J.G. BRILL.
 UPPER BUFFER: FOWLER, UNION MET. PROD. CO.
 VESTIBULES: ENCLOSED WITH TRAP DOORS.
 VESTIBULE DIAPHRAGM: STEEL.
 VENTILATORS: GARLAND C-1.
 INSULATION: 3-PLY SALAMANDER.
 DECK FINISH: PYROXYLIN LACQUER.
 INSIDE FINISH: STEEL. PYROXYLIN LACQUER.
 SEATS: AMER. CAR & FORY. 8-#110-R, 3-#110-S.
 HALE & KILBURN 6-#397.
 HOPPERS: ECKERT #66, DAYTON MFG. CO.

WASHSTANDS: ADAMS & WESTLAKE CO.
 WATER COOLERS: HENRY GEISSEL #938-4-A.
 WATER SYSTEM: GRAVITY, J. G. BRILL.
 LIGHTING SYSTEM: ELECTRIC, 32V.
 LAMP REGULATOR: TYPE S-1050-B, S.C.H. & L.CO.
 LAMPS: 5-HGV-#3595 CROUSE HINDS, 5-#252; 4-#8183; 3-#19435; 2-#19531; 2-18291, S.C.H. & L.CO.
 FANS: 3-26" PADDLE, #C-9-2, DIENL.
 HEATING SYSTEM: STEAM BOILER, 100" PRESS.
 RATING CONTINUOUS, 10 HR. OIL, 5 HR. WATER.
 CAPACITY OF BOILER WATER TANK: 290 GAL.
 CAPACITY OF BOILER FUEL TANKS: 95 GAL.
 TOTAL WT. OF HEATING SYSTEM INCLUDING OIL & WATER (SERVICED) - 7200#
 CAB HEATER: CONSOL. CAR MFG. CO. #312-T.

* - RATING CONTINUOUS