

SOUTHERN PACIFIC COMPANY



SAN JOAQUIN DIVISION

TIMETABLE

170

EFFECTIVE SUNDAY, JULY 10, 1949

AT 12:01 A. M.

PACIFIC STANDARD TIME

FOR THE GOVERNMENT AND INFORMATION
OF EMPLOYEES ONLY, WHO MUST ALSO
CARRY COPY OF CURRENT ISSUE
OF SPECIAL INSTRUCTIONS

TRAINMASTERS

R. A. MILLER.....Fresno
G. B. MORRILL.....Bakersfield
M. S. OLSEN.....Mojave

ASSISTANT TRAINMASTER

G. R. McCRAY.....Bakersfield

ROAD FOREMEN OF ENGINES

L. J. FRANKLIN.....Bakersfield
I. A. WEIHE.....Bakersfield

ASSISTANT ROAD FOREMAN OF ENGINES

F. E. PUCKETT JR.....Bakersfield

ENGINEMEN INSTRUCTOR

C. RENSHAW.....Bakersfield

CHIEF TRAIN DISPATCHER

P. E. TURNER.....Bakersfield

T. A. PURCELL

Assistant Superintendent, Bakersfield

R. E. HALLAWELL,
General Manager.

V. M. PETTERSON,
H. R. HUGHES,
Assistant General Managers.

C. H. GRANT,
General Superintendent of Transportation.

A. S. McCANN,
Superintendent of Transportation.

B. W. MITCHELL,
Superintendent.

HOSPITAL DEPARTMENT SURGEONS

LOCATION	NAME	TITLE
San Francisco.....	Dr. W. W. Washburn.....	Chief Surgeon
Fresno.....	Dr. Fred E. Cooley.....	District Physician and Surgeon
Fresno.....	Dr. W. E. Furze.....	District Physician and Surgeon
Fresno.....	Dr. O. B. Doyle.....	Asst. Dist. Physician and Surgeon
Fresno.....	Dr. L. G. Price.....	Oculist
Selma.....	Dr. J. D. Wagner.....	District Physician and Surgeon
Fowler.....	Dr. H. W. Nielson.....	District Physician and Surgeon
Sanger.....	Dr. Fred A. Burg.....	District Physician and Surgeon
Reedley.....	Dr. G. A. Hawkins.....	District Physician and Surgeon
Reedley.....	Dr. J. R. Ong.....	Asst. Dist. Physician and Surgeon
Exeter.....	Dr. John F. Glenn.....	District Physician and Surgeon
Dinuba.....	Dr. Edgar Brigham.....	District Physician and Surgeon
Kingsburg.....	Dr. E. A. Larson.....	District Physician and Surgeon
Clovis.....	Drs. J. E. and C. I. Pendergrass.....	Emergency Physicians and Surgs.
Tulare.....	Dr. C. M. Mathias.....	District Physician and Surgeon
Pixley.....	Dr. J. Seiberth.....	District Physician and Surgeon
Delano.....	Dr. John R. Montgomery.....	District Physician and Surgeon
McFarland.....	Dr. R. W. Johnson.....	Emergency Physician and Surgeon
Visalia.....	Dr. F. R. Guido.....	District Physician and Surgeon
Hanford.....	Dr. Arthur Zeismer.....	District Physician and Surgeon
Coalinga.....	Dr. Wm. H. Gilliatt.....	Emergency Physician and Surgeon
Caruthers.....	Dr. George A. Meracle.....	Emergency Physician and Surgeon
Porterville.....	Dr. W. W. Tourtillott.....	District Physician and Surgeon
Porterville.....	Dr. George E. Rey.....	Asst. Dist. Physician and Surgeon
Strathmore.....	Dr. J. R. Fillmore.....	Emergency Physician and Surgeon
Lindsay.....	Dr. H. G. Campbell.....	District Physician and Surgeon
Bakersfield.....	Dr. H. W. Bell.....	Division Physician and Surgeon
Bakersfield.....	Dr. R. J. Douds.....	District Physician and Surgeon
Bakersfield.....	Dr. J. M. Krevitt.....	District Physician and Surgeon
Bakersfield.....	Dr. F. J. Miller.....	Oculist and Aurist
Bakersfield.....	Dr. L. F. Baisinger.....	Oculist and Aurist
Tehachapi.....	Dr. H. L. Schlotthauer.....	District Physician and Surgeon
Tehachapi.....	Dr. Carl V. Rasmussen.....	Asst. Dist. Physician and Surgeon
Mojave.....	Dr. T. A. Horsley.....	District Physician and Surgeon
Mojave.....	Dr. E. J. Horsley.....	District Physician and Surgeon
Lone Pine.....	Dr. George D. Schultz.....	District Physician and Surgeon
Lone Pine.....	Dr. W. E. Gullett.....	Asst. Dist. Physician and Surgeon
Bishop.....	Dr. J. L. Mason.....	Emergency Physician and Surgeon
Randsburg.....	Dr. T. A. Drummond.....	Emergency Physician and Surgeon
Lancaster.....	Dr. W. R. Senseman.....	District Physician and Surgeon
Palmdale.....	Dr. N. H. Snook.....	District Physician and Surgeon
Saugus-Newhall.....	Dr. E. C. Innis.....	District Physician and Surgeon
San Fernando.....	Dr. Paul Witten.....	District Physician and Surgeon

Note.—Emergency Surgeons should be summoned only for temporary treatment when prompt attention is required and when patients cannot be sent to or await arrival of Division or District Surgeon.

HOSPITALS

GENERAL HOSPITAL.....	SAN FRANCISCO
EMERGENCY HOSPITAL.....	BAKERSFIELD
WHITE MEMORIAL HOSPITAL.....	LOS ANGELES

WATCH INSPECTORS

San Francisco, C. D. Fabrin, Manager of Time Service.....	65 Market St.
Fresno.....	M. M. Haney, 2015 Fresno St.
Porterville.....	R. J. Eckman, 736 W. Olive St.
Tulare.....	Jack Farrar
Hanford.....	Hanford Jewelry Co.
Visalia.....	Sam A. Janzen
Bakersfield.....	Lane's Jeweler, 960 Baker St.
Bakersfield.....	T. E. Beene, 906 Baker St.
Bakersfield.....	J. N. Cheney, 408 Hopkins Bldg.
Lancaster.....	L. K. Tindall
San Fernando.....	F. G. Marshall
Glendale.....	J. R. Leaney, 112 W. Broadway
Los Angeles.....	Merit Watch Co., 616 S. Main St.
Los Angeles.....	Geo. D. Davidson Co., 445 S. Spring St.
Los Angeles.....	O. H. Patzer, 2708 North Broadway
Los Angeles.....	Ralph Laraway, 1222 San Fernando Rd.
Lone Pine.....	Lloyd F. Day

LOCATION OF STANDARD CLOCKS

Muscatel.....	Train-Order Office
Fresno Yard.....	Train-Order Office
Fresno.....	Enginemen's Locker Room
Fresno.....	Train-Order Office
Fresno.....	Roundhouse Office
Coalinga.....	Train-Order Office
Exeter.....	Train-Order Office
Porterville.....	Train-Order Office
Ducor.....	Train-Order Office
Famoso.....	Train-Order Office
Bakersfield.....	Train-Order Office
Bakersfield.....	Train Dispatcher's Office
Bakersfield.....	Crew Dispatcher's Office
Kern Jct.....	Train-Order Office
Mojave.....	Train-Order Office
Mojave.....	Roundhouse Office
Owensyo.....	Train Order Office
Keeler.....	Train-Order Office

RESERVED AREA

DISPOSITION

NO. 101 NO. 102 NO. 103 NO. 104 NO. 105 NO. 106 NO. 107 NO. 108

	NO. 101	NO. 102	NO. 103	NO. 104	NO. 105	NO. 106	NO. 107	NO. 108
1								
2								
3								
4								
5								
6								
7								
8								
9								
10								
11								
12								
13								
14								
15								
16								
17								
18								
19								
20								
21								
22								
23								
24								
25								
26								
27								
28								
29								
30								
31								
32								
33								
34								
35								
36								
37								
38								
39								
40								
41								
42								
43								
44								
45								
46								
47								
48								
49								
50								

RESERVED AREA

NO. 101 NO. 102 NO. 103 NO. 104 NO. 105 NO. 106 NO. 107 NO. 108

DISPOSITION

FRESNO SUBDIVISION

EASTWARD

Capacity of sidings in car lengths	THIRD CLASS				FIRST CLASS				Mile Post Location	Timetable No. 170 July 10, 1949	Distance from Fresno Yard
	786	784	782	780	56	52	58	60			
	Freight	Freight	Freight	Freight	Passenger	San Joaquin Daylight	Owl	West Coast			
	Leave Daily	Leave Daily	Leave Daily	Leave Daily	Leave Daily	Leave Daily	Leave Daily	Leave Daily			
Fresno yard											
BKWOP	PM 8.20	PM 2.55	AM 6.20	AM 1.15					201.8	TO-R FRESNO YARD	0.0
BKWOTYP	8.34	3.08	6.35	1.30	PM 6.25	PM 12.49	AM 2.45	AM 12.38	205.5	TO-R FRESNO	3.7
IP	8.43	3.18	6.50	1.40	6.33	12.55	2.52	12.45	209.1	TO CALWA TOWER	7.3
115 P	8.52	3.28	7.00	1.49	s 6.45	1.01	2.59	12.52	215.1	TO FOWLER	13.3
121 Yard Limits P	9.00	3.37	7.09	1.57	s 7.01		c 3.05	12.58	220.7	TO SELMA	18.9
98 Yard Limits WP	9.07	3.46	7.16	2.04	s 7.16	1.11	c 3.10	1.04	225.6	TO KINGSBURG	23.8
104 P	9.15	3.55	7.24	2.12	f 7.22	1.16	3.16	1.10	231.3	TO TRAVER	29.5
62 P	9.18	3.59	7.27	2.15	7.25	1.18	3.18	1.12	233.7	TO CROSS	31.9
Nos. 1-85, 2-85, 3-62 Yard Limits WYP	9.25	4.07	7.34	2.25	s 7.35	1.23	3.29	1.17	239.1	TO-R GOSHEN JCT.	37.3
60 P	9.33	4.16	7.42	2.33	f 7.42		3.37	1.23	245.6	TO TAGUS	43.8
Yd. Limits									249.7	TO TULARE TOWER	47.9
85 P	9.40	4.25	7.49	2.41	s 8.05	s 1.37	s 3.50	s 1.35	250.0	TO TULARE	48.2
60 P	9.49	4.35	7.59	2.51	8.15	1.44	3.59	1.44	255.8	TO OCTOL	54.0
83 WP	9.57	4.42	8.07	3.02	s 8.23	c	4.03	1.48	260.4	TO TIPTON	58.6
93 P	10.07	4.50	8.16	3.10	s 8.35	1.53	4.09	1.54	266.8	TO PIXLEY	65.0
79 P	10.16	4.58	8.24	3.17	s 8.44		4.14	1.59	272.4	TO EARLIMART	70.6
60 P	10.24	5.04	8.31	3.24	8.48	2.01	4.18	2.09	276.5	TO RADNOR	74.7
81 Yard Limits WP	10.31	5.12	8.40	3.33	s 9.09	c 2.06	c 4.25	c 2.15	280.7	TO DELANO	78.9
55 P	10.41	5.21	8.53	3.44	s 9.20		4.32	2.22	287.0	TO McFARLAND	85.2
W-78 Yd. Limits E-131 KWTP	10.50	5.29	9.01	3.53	f 9.30	2.16	4.37	2.29	292.6	TO-R FAMOSO	90.8
59 P	10.56	5.34	9.06	3.57	9.35	2.19	4.40	2.33	295.9	TO SLATER	94.1
81 P	11.03	5.41	9.13	4.03	f 9.41	2.23	4.44	2.38	300.5	TO LERDO	98.7
89 P	11.07	5.45	9.17	4.06	9.44		4.46	2.41	303.0	TO PROSPERO	101.2
59 P	11.11	5.49	9.21	4.10	9.47		4.49	2.44	305.8	TO SACO	104.0
Bakers- field yard											
77 YP	11.15	5.53	9.25	4.14	9.51	2.30	4.52	2.47	308.6	TO-R OIL JCT.	106.8
BKWOTYP	11.30 PM	6.05 PM	9.40 AM	4.25 AM	s 10.00 PM	s 2.38 PM	s 5.00 AM	s 2.55 AM	312.9	TO-R BAKERSFIELD	111.1
	Arrive Daily	Arrive Daily	Arrive Daily	Arrive Daily	Arrive Daily	Arrive Daily	Arrive Daily	Arrive Daily		(111.1)	
	(3.10) 35.08	(3.10) 35.08	(3.20) 33.33	(3.10) 35.08	(3.35) 29.97	(1.49) 59.11	(2.15) 47.73	(2.17) 47.03		Time over District.....	
										Average Speed per Hour.....	

RULE 5. Schedule time and train-order time for eastward trains at Calwa Tower apply at end of double track. Schedule time and train-order time at Goshen Jct. apply at No. 1 siding. Schedule time and train-order time for eastward trains at Famoso apply at junction switch of Porterville line.

RULE 86. Second- and third-class trains, extra trains and engines must be clear of main track and insulated joints for Nos. 51 and 52 not less than ten minutes before the arriving, or leaving, or train-order time at that station.

ADDITIONAL STATIONS		
NAME	Mile Post	Capacity
Muscotel.....	200.2	.. P
Calwa.....	208.3	..
Malaga.....	210.4	..
Goble..... (Spur)	216.5	10
Wineland..... (Spur)	222.8	14
Midvalley..... (Spur)	243.4	7
Quall..... (Spur)	263.5	30
Vinland..... (Spur)	284.5	16
Cawelo.....	299.7	55 P

FRESNO SUBDIVISION

Timetable No. 170 July 10, 1949		WESTWARD									
		FIRST CLASS				SECOND CLASS		THIRD CLASS			
		59	57	55	51	445	781	783	785	787	
West Coast	Owl	Passenger	San Joaquin Daylight	V. M. W.	Freight	Freight	Freight	Freight			
Arrive Daily	Arrive Daily	Arrive Daily	Arrive Daily	Ar. Daily Ex. Sat. Sun. Mon.	Arrive Daily	Arrive Daily	Arrive Daily	Arrive Daily			
201.8	TO-R FRESNO YARD 3.7	111.1									
205.5	TO-R FRESNO 3.6	107.4	AM 3.42	AM 4.15	AM 9.30	PM 2.44	6.15	3.00	11.00	6.05	11.05
209.1	CALWA TOWER 6.0	103.8	s 3.33	s 4.06	s 9.20	s 2.37	6.06	2.50	10.50	5.55	10.55
215.1	TO FOWLER 5.6	97.8	3.26	3.59	s 9.07	2.31	5.57	2.41	10.41	5.46	10.46
220.7	SELMA 4.9	92.2	3.19	c 3.52	s 8.50	2.25	5.49	2.33	10.33	5.38	10.38
225.6	TO KINGSBURG 5.7	87.3	3.10	c 3.46	s 8.35	2.20	5.42	2.26	10.26	5.31	10.31
231.3	TRAVER 2.4	81.6	3.00	3.39	f 8.20	2.15	5.34	2.18	10.18	5.23	10.23
233.7	CROSS 5.4	79.2	2.58	3.36	8.17	2.13	5.31	2.15	10.15	5.20	10.20
239.1	TO-R GOSHEN JCT. 6.5	73.8	2.53	3.29	s 8.09	2.08	5.24	2.08	10.08	5.13	10.13
245.6	TAGUS 4.1	67.3	2.47	3.23	7.56	2.02	5.16	2.00	10.00	5.05	10.05
249.7	TO TULARE TOWER 0.3	63.2									
250.0	TULARE 5.8	62.9	s 2.41	s 3.17	s 7.49	s 1.56	5.09	1.53	9.53	4.58	9.58
255.8	OCTOL 4.6	57.1	2.29	3.06	7.23	1.44	4.45	1.44	9.44	4.49	9.49
260.4	TO TIPTON 6.4	52.5	2.25	3.02	s 7.18	1.33	4.39	1.37	9.37	4.42	9.42
266.8	TO PIXLEY 5.6	46.1	2.19	2.56	s 7.08	1.27	4.31	1.27	9.27	4.32	9.33
272.4	TO EARLIMART 4.1	40.5	2.14	2.51	s 7.00	1.22	4.24	1.18	9.18	4.23	9.24
276.5	RADNOR 4.2	36.4	2.09	2.46	6.53		4.18	1.10	9.10	4.15	9.16
280.7	TO DELANO 6.3	32.2	c 2.03	s 2.41	s 6.28	1.14	4.09	1.03	9.03	4.08	9.09
287.0	TO McFARLAND 5.6	25.9	1.55	2.34	s 6.22	1.08	4.00	12.53	8.53	3.58	8.58
292.6	TO-R FAMOSO 3.3	20.3	1.49	2.29	f 6.13	1.03	3.53	12.44	8.44	3.49	8.49
295.9	SLATER 4.6	17.0	1.46	2.20	6.08	1.00	3.48	12.38	8.38	3.43	8.43
300.5	LERDO 2.5	12.4	1.42	2.16	f 6.03	12.56	3.42	12.32	8.32	3.37	8.37
303.0	PROSPERO 2.8	9.9	1.39	2.14	6.00	12.54	3.39	12.28	8.28	3.33	8.33
305.8	SACO 2.8	7.1	1.36	2.11	5.57		3.35	12.24	8.24	3.29	8.29
308.6	TO-R OIL JCT. 4.3	4.3	1.33	2.08	5.54	12.49	3.31	12.20	8.20	3.25	8.25
312.9	TO-R BAKERSFIELD	0.0	1.25 AM	2.00 AM	5.45 AM	12.41 PM	3.20 AM	12.05 AM	8.05 AM	3.10 PM	8.10 PM
	(111.1)		Leave Daily	Leave Daily	Leave Daily	Leave Daily	Lv. Daily Ex. Sat. Sun. Mon.	Leave Daily	Leave Daily	Leave Daily	Leave Daily
Time over District.....		(2.17)	(2.15)	(3.45)	(2.03)	(3.10)	(3.10)	(3.10)	(3.10)	(3.10)
Average Speed per Hour.....		47.03	47.73	28.64	52.39	35.08	35.08	35.08	35.08	35.08

RULE 5. Schedule time and train-order time for eastward trains at Calwa Tower apply at end of double track. Schedule time and train-order time at Goshen Jct. apply at No. 1 siding.

Schedule time and train-order time for eastward trains at Famoso apply at junction switch of Porterville line.

RULE 86. Second- and third-class trains, extra trains and engines must be clear of main track and insulated joints for Nos. 51 and 52 not less than ten minutes before the arriving, or leaving, or train-order time at that station.

TEHACHAPI SUBDIVISION

EASTWARD

FIRST CLASS

Capacity of sidings in car lengths	FIRST CLASS						Mile Post Location	Timetable No. 170 July 10, 1949	Distance from Bakersfield
		56 Passenger (c) Leave Daily	4 AT&SFRy Passenger Leave Daily	52 San Joaquin Daylight Leave Daily	24 AT&SFRy Passenger Leave Daily	58 Owl Leave Daily			
Bakersfield yard	BKWOTYP	PM 10.25		PM 2.45		AM 5.10	AM 3.05	312.9	TO-R BAKERSFIELD
	KIP	10.27	PM 6.55	2.47	PM 2.28	5.12	3.07	313.6	TO-R KERN JCT.
	P							316.6	3.0 MAGUNDEN
	P	s 10.38						320.1	3.5 EDISON
	M-82 P							327.9	7.8 BENA
	89 P							331.3	3.4 ILMON
	101 WP	s 11.02	c 7.28		c 3.00			335.1	3.8 CALIENTE
	101							335.2	3.0 ALLARD
	87 P							338.2	2.3 BEALVILLE
	106 WP							340.5	1.8 CLIFF
	112 P							342.3	3.2 ROWEN
	78 P							345.5	3.3 WOODFORD
	79 P							348.8	3.0 WALONG
	123 WP	s 11.50	c 8.02		c 3.33			348.8	2.3 MARCEL
	102 P							351.8	2.5 CABLE
	120 P							354.1	3.9 TEHACHAPI
	106 P							356.6	1.8 SUMMIT
	85 P							356.7	2.6 MONOLITH
Yd. Limits	90 No. 2-90 IWP	AM 12.44	c 8.31	s 4.18	c 4.01	f 6.56	4.51	360.6	3.0 ERIC
	E-103 YP	12.46	8.33		4.03	6.58	4.53	362.4	6.3 WARREN
	M-74 P	s 12.54	8.37		4.07	7.02	4.57	365.0	TO-R MOJAVE
	Yard Limits YP	12.59	8.41	4.27	4.11	7.06	5.01	368.0	(67.6)
	M-81 P	1.11	8.52	4.35	4.22	7.17	5.12	374.3	Time over District
	Mojave yard BKWOYP	s 1.25 AM	s 9.05 PM	s 4.45 PM	s 4.35 PM	s 7.30 AM	s 5.25 AM	380.7	Average Speed per Hour
		Arrive Daily	Arrive Daily	Arrive Daily	Arrive Daily	Arrive Daily	Arrive Daily		
		(3.00) 22.53	(2.10) 30.87	(2.00) 33.83	(2.07) 31.60	(2.20) 28.97	(2.20) 28.97		

STATIONS

TO-R BAKERSFIELD 0.0

TO-R KERN JCT. 0.7

MAGUNDEN 3.7

EDISON 7.2

BENA 15.0

ILMON 18.4

CALIENTE 22.2

ALLARD 25.2

BEALVILLE 27.5

CLIFF 29.3

ROWEN 32.5

WOODFORD 35.8

WALONG 38.8

MARCEL 41.1

CABLE 43.6

TEHACHAPI 47.5

SUMMIT 49.3

MONOLITH 51.9

ERIC 54.9

WARREN 61.2

MOJAVE 67.6

(67.6)

Automatic Block System

Centralized Traffic Control

Double Track

Capacity of sidings in car lengths	EAST- WARD	Mile Post Location	Timetable No. 170 July 10, 1949	WEST- WARD	Distance from Arvin
			Arvin Branch		
			STATIONS		
		Bakersfield yard P	MAGUNDEN		16.5
		P	8.00 LAMONT		8.5
			2.2 RIBIER		6.3
		YP	2.0 DI GIORGIO		4.3
		P	4.3 ARVIN		0.0
			(16.5)		

ADDITIONAL STATIONS		
NAME	Mile Post	Capacity
Cameron (Spur)	369.9	13 P

ADDITIONAL STATIONS		
NAME	Mile Post	Capacity
Algozo	316.9	12 P
Harpertown	321.1	13
Patch (Spur)	325.9	8

TEHACHAPI SUBDIVISION

Mile Post Location	Timetable No. 170 July 10, 1949	Distance from Mojave	WESTWARD															
			FIRST CLASS															
			55 Passenger (c) Arrive Daily	23 AT&SFRy Passenger Arrive Daily	51 San Joaquin Daylight Arrive Daily	7 AT&SFRy Passenger Arrive Daily	59 West Coast Arrive Daily	57 Owl Arrive Daily										
312.9	TO-R BAKERSFIELD 0.7	67.6	AM 5.15		PM 12.33		AM 1.15	AM 1.50										
313.6	TO-R KERN JCT. 3.0	66.9	5.11	AM 10.40	12.30	PM 9.10	1.11	1.46										
316.6	MAGUNDEN 3.5	63.9																
320.1	EDISON 7.8	60.4	s 4.59															
327.9	BENA 3.4	52.6	4.44	10.23	12.14 PM	8.53	12.50 AM	1.25										
331.3	ILMON 3.8	49.2																
335.1 335.2	CALIENTE 3.0	45.4	s 4.29	c 10.07		c 8.37												
338.2	ALLARD 2.3	42.4																
340.5	BEALVILLE 1.8	40.1																
342.3	CLIFF 3.2	38.3																
345.5	ROWEN 3.3	35.1																
348.8	WOODFORD 3.0	31.8	s 3.49	c 9.34		c 8.02												
351.8	WALONG 2.3	28.8																
354.1	MARCEL 2.5	26.5																
356.6 356.7	CABLE 3.9	24.0																
360.6	TEHACHAPI 1.8	20.1	s 3.15	c 9.01	s 11.00 AM	c 7.33	c 11.35 PM	f 12.10										
362.4	SUMMIT 2.6	18.3	2.54	8.58		7.30	11.30	12.01 AM										
365.0	MONOLITH 3.0	15.7	s 2.50	8.54		7.26	11.25	11.55 PM										
368.0	ERIC 6.3	12.7	2.42	8.50	10.49	7.22	11.19	11.50										
374.3	WARREN 6.4	6.4	2.32	8.37	10.40	7.13	11.05	11.35										
380.7	TO-R MOJAVE	0.0	2.20 AM	8.20 AM	10.30 AM	7.00 PM	10.51 PM	11.20 PM										
	(67.6)		Leave Daily	Leave Daily	Leave Daily	Leave Daily	Leave Daily	Leave Daily										
	Time over District		(2.55)	(2.20)	(2.03)	(2.10)	(2.24)	(2.30)										
	Average Speed per Hour		23.18	28.97	32.97	30.87	28.16	27.04										

Automatic Block System

Centralized Traffic Control

Double Track

D. T.

MOJAVE SUBDIVISION

EASTWARD

Capacity of sidings in car lengths	THIRD CLASS				FIRST CLASS				Mile Post Location	Automatic Block System	Distance from Mojave
	808	806	804	802	52	58	60	56			
	Freight	Freight	Freight	Freight	San Joaquin Daylight	Owl	West Coast	Passenger (c)			
	Leave Daily	Leave Daily	Leave Daily	Leave Daily	Leave Daily	Leave Daily	Leave Daily	Leave Daily			
Yard Limits BKWOYP	PM 9.03	PM 2.28	AM 8.35	AM 12.57	PM 4.48	AM 7.35	AM 5.30	AM 1.55	380.7		
87 P	9.10	2.35	8.43	1.04		7.41	5.36	2.01	384.8		
88 P	9.13	2.38	8.46	1.07	4.55	7.45	5.40	2.05	387.3		
84 P	9.17	2.42	8.50	1.11	4.58	7.49	5.44	2.09	390.4		
98 P	9.22	2.47	8.55	1.16		7.54	5.49	s 2.19	394.3		
109 P	9.29	2.54	9.02	1.23		8.01	5.56	2.26	399.9		
Yard Limits 118 WP	9.36	3.01	9.09	1.30	s 5.14	c 8.10	c 6.05	s 2.47	405.5		
109 P	9.42	3.07	9.14	1.36	5.18	8.17	6.11	2.54	409.8		
73 YP	9.47	3.12	9.19	1.41		c 8.23	6.17	s 3.04	413.8		
93 P	9.56	3.18	9.25	1.48		8.27	6.21	3.08	416.3		
E-97 Yard Limits W-97 IYP	10.11	3.34	9.42	2.04	5.33	8.39	6.35	3.19	420.5		
87 P	10.25	3.48	9.56	2.18	5.42	8.48	6.44	3.28	425.0		
91 WP	10.35	3.58	10.06	2.28	5.50	8.56	6.52	f 3.40	429.0		
81 P	10.49	4.12	10.20	2.42	6.01	9.14	7.04	3.52	434.6		
102 P	10.59	4.22	10.30	2.52	6.09	9.25	7.12	f 4.01	438.6		
87 P	11.09	4.32	10.40	3.02	6.16	9.34	7.19	4.09	443.0		
84 P	11.18	4.42	10.49	3.12		9.42	7.27	4.17	443.1		
E-103 Yard Limits W-112 WOIYP	11.27	4.51	10.58	3.21	c 6.30	f 9.51	c 7.35	s 4.38	450.6		
173 IP	11.32	4.56	11.03	3.26	6.34	9.55	7.39	s 4.49	453.0		
104 P	11.48	5.12	11.20	3.42	6.44	10.07	7.52	5.02	459.2		
Yard Limits 94 WP	11.55	5.19	11.27	3.49	6.47	c 10.12	c 7.58	s 5.22	461.8		
75 P	PM 11.58	5.22	11.30	3.52	6.49	10.14	8.01	s 5.30	463.4		
87 P	AM 12.06	5.30	11.38	4.00	6.54	10.19	8.08	s 5.45	467.9		
Los Angeles yard 83 IP	AM 12.13	5.38	11.45	4.07	6.58	10.24	8.13	5.55	471.6		

Time at Glendale, Los Angeles Yard and Los Angeles for information only.
See Los Angeles Division current timetable for train movements between Burbank Jct. and Los Angeles.

	12.40 AM	6.05 PM	12.10 PM	4.30 AM	7.08	10.37	8.23	6.07		GLENDALE
										LOS ANGELES YARD
					7.25 PM	10.55 AM	8.45 AM	6.30 AM		LOS ANGELES
	Arrive Daily	Arrive Daily	Arrive Daily	Arrive Daily	Arrive Daily	Arrive Daily	Arrive Daily	Arrive Daily		
	(3.10) 28.61	(3.10) 28.61	(3.10) 28.61	(3.10) 28.61	(2.10) 41.82	(2.49) 32.16	(2.43) 33.35	(4.00) 22.65	Time over District.....
									Average Speed per Hour.....

RULE 5. Schedule time and train-order time at Burbank Jct. apply at the end of double track.

RULE 86. Second- and third-class trains, extra trains and engines must be clear of main track and insulated joints at meeting and passing points for Nos. 51 and 52.

Track on station side next to main track at Ravenna, designated No. 2 track, capacity 36 cars, must be left clear of cars, to be used for meeting or passing trains when instructed by train order.

No. 56 stop at Acton to exchange U. S. Mail.

MOJAVE SUBDIVISION

Mile Post Location	Distance from Burbank Jct.	WESTWARD											
		FIRST CLASS				THIRD CLASS							
		51 San Joaquin Daylight	59 West Coast	57 Owl	55 Passenger (c)	801 Freight	803 Freight	805 Freight	807 Freight				
Arrive Daily	Arrive Daily	Arrive Daily	Arrive Daily	Arrive Daily	Arrive Daily	Arrive Daily	Arrive Daily	Arrive Daily	Arrive Daily	Arrive Daily	Arrive Daily		
380.7	90.6	AM s 10.26	PM s 10.46	PM s 11.15	AM s 1.55	AM 3.35	AM 10.05	PM 3.35	PM 10.10				
384.8	86.5		10.40	11.09	1.46	3.26	9.56	3.27	10.02				
387.3	84.0	10.18	10.36	11.05	1.43	3.23	9.53	3.24	9.59				
390.4	80.9	10.15	10.31	11.00	1.40	3.19	9.49	3.20	9.55				
394.3	77.0		10.26	10.55	s 1.34	3.14	9.44	3.15	9.50				
399.9	71.4		10.19	10.48	1.23	3.07	9.37	3.08	9.43				
405.5	65.8	s 10.01	c 10.12	s 10.41	s 1.16	3.00	9.30	3.01	9.36				
409.8	61.5	9.57	10.04	10.30	12.52	2.54	9.24	2.55	9.30				
413.8	57.5		9.59	c 10.25	s 12.47	2.49	9.19	2.50	9.24				
416.3	55.0	9.50	9.56	10.20	12.39	2.43	9.13	2.44	9.18				
420.5	50.8	9.42	9.48	10.11	12.31	2.30	9.00	2.31	9.05				
425.0	46.3	9.34	9.35	9.59	12.23	2.18	8.48	2.20	8.53				
429.0	42.3	9.26	9.26	9.50	f 12.11 AM	2.08	8.38	2.10	8.43				
434.6	36.7	9.14	9.12	9.36	11.59 PM	1.54	8.24	1.56	8.29				
438.6 438.8	32.7	9.06	9.03	9.27	f 11.51	1.44	8.14	1.44	8.19				
443.0 443.1	28.5	8.59	8.55	9.19	f 11.43	1.34	8.04	1.34	8.09				
446.9	24.7		8.47	9.11	11.35	1.23	7.54	1.23	7.58				
450.6	21.0	c 8.45	c 8.40	s 9.04	s 11.27	1.13	7.45	1.13	7.48				
453.0	18.6	c 8.41	8.32	8.53	s 11.15	1.07	7.39	1.07	7.42				
459.2	12.4	8.32	8.19	8.40	10.57	12.50	7.18	12.50	7.25				
461.8	9.8	c 8.28	c 8.14	c 8.36	s 10.52	12.44	7.10	12.44	7.17				
463.4	8.2	8.26	8.11	8.31	s 10.37	12.41	7.06	12.41	7.14				
467.9	3.7	8.21	8.05	8.25	s 10.29	12.33	6.56	12.33	7.07				
471.6	0.0	8.17 AM	8.00 PM	8.20 PM	10.15 PM	12.25 AM	6.45 AM	12.25 PM	7.00 PM				

Time at Glendale, Los Angeles Yard and Los Angeles for information only.
See Los Angeles Division current timetable for train movements between Burbank Jct. and Los Angeles.

	8.08	7.50	8.10	10.05		12.01 AM	6.20 AM	12.01 PM	6.35 PM
GLENDALE									
LOS ANGELES YARD									
LOS ANGELES	7.50 AM	7.30 PM	7.50 PM	9.40 PM					
	Leave Daily	Leave Daily	Leave Daily	Leave Daily		Leave Daily	Leave Daily	Leave Daily	Leave Daily
Time over District	(2.09)	(2.46)	(2.55)	(3.40)		(3.10)	(3.20)	(3.10)	(3.10)
Average Speed per Hour	42.14	32.75	31.06	24.71		28.61	27.18	28.61	28.61

RULE 5. Schedule time and train-order time at Burbank Jct. apply at end of double track.

RULE 86. Second- and third-class trains, extra trains and engines must be clear of main track and insulated joints at meeting and passing points for Nos. 51 and 52.

Track on station side next to main track at Ravenna, designated No. 2 track, capacity 36 cars, must be left clear of cars, to be used for meeting or passing trains when instructed by train order.

No. 55 stop at Acton to exchange U. S. Mail.

ADDITIONAL STATIONS		
NAME	Mile Post	Capacity
Acton (Spur)	426.1	11 P
Tunnel (Spur)	456.6	18 P

FRESNO SUBDIVISION

Capacity of sidings in car lengths		EAST- WARD	Timetable No. 170 July 10, 1949	WEST- WARD
		Mile Post Location	STATIONS	Distance from Famoso
Fresno Yd	BKWOTYP	205.5	TO-R FRESNO	104.3
	IP	207.0	TO SUNMAID TOWER	102.8
	YP	213.0	1.5 LOCANS	96.8
	23 P	214.5	1.5 IVESTA	95.3
	77 P	215.9	1.4 CLOTHO	93.9
	89 Yard Limits WP	219.8	TO SANGER	90.0
		228.0	8.2 AT&SFRy Crossing (Stop)	81.8
	84 Yard Limits P	229.9	1.9 TO REEDLEY	79.9
	51 Yard Limits WP	235.0	5.1 TO DINUBA	74.8
		243.6	8.6 AT&SFRy Crossing (Stop)	66.2
	246.4	2.8 TAURUSA	63.4	
	249.4	TO IVANHOE	60.4	
73 Yard Limits KWYP	257.4	8.0 TO-R EXETER	52.4	
104 Yard Limits P	264.3	6.9 TO LINDSAY	45.5	
36 Yard Limits P	268.6	4.3 STRATHMORE	41.2	
44 Yard Limits BKWOYP	274.8	6.2 TO-R PORTERVILLE	35.0	
	282.6	7.8 TERRA BELLA	27.2	
69 KP	287.1	4.5 TO-R DUCOR	22.7	
68 Yard Limits YP	294.9	7.8 R RICHGROVE	14.9	
	299.0	4.1 JASMIN	10.8	
Yard Limits KWTP	309.8	10.8 TO-R FAMOSO	0.0	
(104.3)				

ADDITIONAL STATIONS		
NAME	Mile Post	Capacity
Goldleaf (Spur)	209.9	22
State Center (on spur from Goldleaf)	210.8	8
Butler (Spur)	211.8	10
Fargo (Spur)	225.3	8
Uva (Spur)	227.1	8
Lacjac (Spur)	227.9	21 P
Ivory (Spur)	232.3	11
Monson (Spur)	239.6	22 P
Lort (Spur)	254.0	8
Burr (Spur)	261.1	4
Vance (Spur)	262.8	12
Stout (Spur)	265.8	12
Zante (Spur)	270.9	13
Lisko (Spur)	272.2	10
Ponca (Spur)	276.5	8
Lois (Spur)	278.0	15
Elmco	280.1	16
Orris	290.0	23 P
Vestal (Spur)	291.5	14
Quality	295.9	20
Zentner (Spur)	302.1	10 P
Hollis	304.8	14 P

Capacity of sidings in car lengths		EAST- WARD	Timetable No. 170 July 10, 1949	WEST- WARD
		Mile Post Location	Success Branch	Distance from Success
Yd. Limts.	BKWOYP	274.8	TO-R PORTERVILLE	7.6
		275.6	0.8 AT&SFRy Crossing (Stop)	6.8
		280.0	4.4 WORTH	2.4
		282.4	2.4 SUCCESS	0.0
	(7.6)			

Capacity of sidings in car lengths		EAST- WARD	Timetable No. 170 July 10, 1949	WEST- WARD
		Mile Post Location	Richgrove Branch	Distance from Jorista
Yard Limits	YP	294.9	R RICHGROVE	4.1
		297.6	2.7 TROCHA	1.4
		299.0	1.4 JOVISTA	0.0
(4.1)				

Capacity of sidings in car lengths		EAST- WARD	Timetable No. 170 July 10, 1949	WEST- WARD
		Mile Post Location	Visalia Branch	Distance from Exeter
Yard Limits WYP	245.3	TO-R GOSHEN JCT.	17.9	
Yard Limits P	253.1	7.8 VISALIA	10.1	
	253.2	0.1 AT&SFRy Crossing (Stop)	10.0	
Yard Limits KWYP	263.2	10.0 ABS TO-R EXETER	0.0	
(17.9)				

ADDITIONAL STATIONS		
NAME	Mile Post	Capacity
Rector (Spur)	257.3	7
Farmersville (Spur)	259.0	14

FRESNO SUBDIVISION

EAST-WARD		Timetable No. 170 July 10, 1949	WEST-WARD	
Capacity of sidings in car lengths	Mile Post Location		Distance from Goshen Jct.	
Riverdale Branch				
STATIONS				
P	181.9	INGLE	64.6	
	187.2	5.3 TRANQUILITY	59.3	
	191.7	4.5 SAN JOAQUIN	54.8	
	199.1	7.4 TO HELM	47.4	
	206.3	7.2 BURRELL	40.2	
	214.7	8.4 TO RIVERDALE	31.8	
	221.1	6.4 L&WRy Crossing (Stop)	25.4	
	224.2	3.1 HARDWICK	22.3	
	223.0			
Yard Limits WYP	229.1	6.1 TO ARMONA	16.2	
I	232.2	3.1 HANFORD TOWER	13.1	
Yard Limits 66 P	232.5	0.3 TO HANFORD	12.8	
Yard Limits WYP	245.3	12.8 TO-R GOSHEN JCT.	0.0	
(64.6)				

Trains must not operate on Riverdale Branch between MP 215 and MP 224.2.

ADDITIONAL STATIONS		
NAME	Mile Post	Capacity
Hub. (Spur)	219.3	5
Shell. (Spur)	233.9	4
Remnoy.	237.6	34

EAST-WARD		Timetable No. 170 July 10, 1949	WEST-WARD	
Capacity of sidings in car lengths	Mile Post Location		Distance from Stratford	
Stratford Branch				
STATIONS				
13	YP	236.5	R ROSSI	7.6
		244.1	7.6 TO STRATFORD	0.0
(7.6)				

ADDITIONAL STATIONS		
NAME	Mile Post	Capacity
Cuneo. (Spur)	239.9	5

EAST-WARD		Timetable No. 170 July 10, 1949	WEST-WARD	
Capacity of sidings in car lengths	Mile Post Location		Distance from Armona	
Coalinga Branch				
STATIONS				
Yard Limits BKOYP	268.4	TO-R COALINGA	39.1	
17	P	1.7 ORA	37.4	
19	P	6.7 TURK	30.7	
Yard Limits		7.3 TO HURON	23.4	
41	P	6.6 WESTHAVEN	16.8	
49	P	9.6 R ROSSI	7.2	
13	YP	2.6 TO LEMOORE	4.6	
Yard Limits		4.6 TO ARMONA	0.0	
58	P			
Yard Limits				
38	WYP			
(39.1)				

ADDITIONAL STATIONS		
NAME	Mile Post	Capacity
Vanguard. (Spur)	244.0	4
Cimarron. (Spur)	235.4	16

EAST-WARD		Timetable No. 170 July 10, 1949	WEST-WARD	
Capacity of sidings in car lengths	Mile Post Location		Distance from Friant	
Clovis Branch				
STATIONS				
Fremo yd	BKWOTYP	205.5	TO-R FRESNO	24.4
	I	207.1	1.6 FRESNO TOWER	22.8
15		212.9	5.8 LAS PALMAS	17.0
		213.2	0.3 FIRy Crossing (Stop)	16.7
34		214.9	1.7 TARPEY	15.0
19		216.1	1.2 MELVIN	13.8
39	W	217.4	1.3 TO CLOVIS	12.5
	Y	220.9	3.5 R PINEDALE	9.0
		222.9	2.0 GORDON	7.0
Yard Limits	WT	229.9	7.0 TO FRIANT	0.0
(24.4)				

ADDITIONAL STATIONS		
NAME	Mile Post	Capacity
*Barton.	209.4	..
Maltermoro. (Spur)	211.8	45
Sunnyside. (Spur)	212.1	76
Hammer Field.	213.9	3
Glorietta. (Spur)	218.5	10
Rockfield. (Spur)	225.7	73

*Industries on SP trackage served through FIRy spur from Bartonette.

FRESNO SUBDIVISION

Capacity of sidings in car lengths	EAST- WARD	Mile Post Location	Timetable No. 170		WEST- WARD
	July 10, 1949				
McKittrick Branch					
STATIONS					
Bakersfield yard KIP		313.6	TO-R	KERN JCT.	47.0
		316.7		3.1 STRADER	43.9
P		318.8		2.1 WIBLE ORCHARD	41.8
		320.5		1.7 VENOLA	40.1
	P	322.6	R	2.1 GOSFORD	38.0
		328.4		5.8 STEVENS	32.2
		336.1		7.7 RIO BRAVO	24.5
		346.3	TO	10.2 BUTTONWILLOW	14.3
		350.5		4.2 LOKERN	10.1
Y		360.6	TO-R	10.1 McKITTRICK	0.0
(47.0)					

ADDITIONAL STATIONS		
NAME	Mile Post	Capacity
Bakersfield Corral.....	315.3	34 P
Bowerbank	342.8
Kilowatt.....(Spur)	345.4	24
Strand.....	331.0

Capacity of sidings in car lengths	EAST- WARD	Mile Post Location	Timetable No. 170		WEST- WARD
	July 10, 1949				
Oil City Branch					
STATIONS					
Bakersfield yd. YP		308.6	TO-R	OIL JCT.	5.1
		313.7		5.1 OIL CITY	0.0
(5.1)					

ADDITIONAL STATIONS		
NAME	Mile Post	Capacity
Seguro.....	310.5	30
Maitha.....	311.6	14

SUNSET RY.

Capacity of sidings in car lengths	EAST- WARD	S.P. Mile Post Location	Timetable No. 170		WEST- WARD
	July 10, 1949				
Sunset Ry.					
STATIONS					
	P	322.6	R	GOSFORD	0.0
	P	325.6		3.0 BANNISTER	3.0
	P	332.6		7.0 CONNER	10.0
		334.9		2.3 GULF	12.3
	W	337.2		2.3 MILLUX	14.6
		340.9		3.7 LEVEE	18.3
		346.9		6.0 SAN EMIDIO	24.3
Yard Limits	Y	350.3		3.4 PENTLAND	27.7
		352.9		2.6 HAZELTON	30.3
Yard Limits		354.7		1.8 MARICOPA	32.1
(32.1)					

Capacity of sidings in car lengths	EAST- WARD	S.P. Mile Post Location	Timetable No. 170		WEST- WARD
	July 10, 1949				
Sunset Ry., Taft Branch					
STATIONS					
Yard Limits	Y	350.3		PENTLAND	0.0
		352.5		2.2 KERTO	2.2
Yard Limits	W	359.1	TO-R	6.6 TAFT	8.8
(8.8)					

SPCo Rules and Regulations, Air Brake Rules, and Special Instructions govern operations on Sunset Ry.

SPEED RESTRICTIONS: Trains must not exceed speed in MPH shown below:

TERRITORY	PAS- SENGER	FREIGHT AND MIXED	LIGHT ENGINE RUNNING FORWARD	ENGINE BACKING WITH TRAIN OR LIGHT
Bet. Gosford and MP 26	25	20	20	15
MP 26 and Maricopa.....	10	10	10	10
Pentland and Kerto.....	10	10	10	10
Kerto and Taft, except.....	20	20	20	15
with M 6, 8, 9, 11 Class Engines..	10	10	10	10
East switch siding Taft and derail in main track west of Taft.....	10	10	10	10

Exercise caution passing over sags in track between MP 26 and Maricopa and between Pentland and Kerto.

Load limit (car and contents):.....210,000 pounds.
Engines weighing over 162,000 pounds on drivers must not be operated.

Pentland: Normal position of junction switch is for Taft line.

Maricopa: Main track ends 200 feet west of east switch of house track. Normal position of east switch of house track Maricopa, and switchees of Gypsum track east of house track is from these tracks to main track extension.

Taft: Spring derail is located on main track 900 feet west of west switch.

RULE 93. Yard limits are established at Pentland, Taft and Maricopa.

HOSPITAL DEPARTMENT SURGEONS: Dr. A. R. Moodie, District Physician and Surgeon, Taft.

MOJAVE SUBDIVISION

Water tanks at:
MP 450, MP 484.1 and MP 512.8.

ADDITIONAL STATIONS		
NAME	Mile Post	Capacity
Saltdale.....	408.5	14
Linnie..... (Spur)	460.7	13
Marilyn..... (Spur)	501.5	37
Bartlett.....	509.2	7

TELEGRAPHONES LOCATED AT:	
Mojave	Little Lake
Neuralia	MP 471.7 (section house)
Cantil	Sykes
Saltdale	MP 484.1
Garlock	Loco
Rand	Cartago (section house)
Searles	Marilyn
Code	Bartlett
Inyokern	Lone Pine
MP 450.0	Owenyo
Brown (section house)	

	Capacity of sidings in car lengths	Mile Post Location	EAST- WARD		WEST- WARD	
			Timetable No. 170 July 10, 1949			
			Owenyo Branch			
STATIONS						
Mojave		380.7	TO-R	MOJAVE		143.5
	48			1.3 CHAFFEE		142.2
		380.8		12.1 NEURALIA		130.1
	50			9.6 CANTIL		120.5
		392.9		5.0 CENEDA		115.5
	21	W	402.5		4.7 GARLOCK	110.8
			407.5		8.3 RAND	102.5
			412.2		7.9 SEARLES	94.6
	50		420.5		9.9 CODE	84.7
	76	Yard Limits Y	428.4	TO-R	8.9 INYOKERN	75.8
		438.3		9.1 BROWN	66.7	
	Yard Limits	447.2		12.0 LITTLE LAKE	54.7	
		456.3		7.3 SYKES	47.4	
		468.3		12.9 LOCO	34.5	
		475.6		4.8 OLANCHA	29.7	
		488.5		4.4 CARTAGO	25.3	
		493.3		21.1 LONE PINE	4.2	
		497.7		4.2 OWENYO	0.0	
	Yard Limits BKOY	523.0	TO-R			
(143.5)						

ADDITIONAL STATIONS		
NAME	Mile Post	Capacity
Mt. Whitney... (Spur)	563.7	14
Allico..... (Spur)	568.7	63
Dolomite..... (Spur)	570.2	116
Mock..... (Spur)	571.4	90

	Capacity of sidings in car lengths	Mile Post Location	EAST- WARD		WEST- WARD	
			(Narrow Gage)			
			Timetable No. 170 July 10, 1949			
Keeler Branch						
STATIONS						
	Yard Limits WOTP	506.8	TO-R	LAWS		70.4
		511.7		4.9 BIGELOW		65.5
	20			11.0 ZURICH		54.5
	19	P		2.8 MONOLA		51.7
	36			11.4 ABERDEEN		40.3
	17	WP		13.9 KEARSARGE		26.4
		525.5		5.1 MANZANAR		21.3
		536.9		4.6 OWENYO		16.7
	Yard Limits BKOP	536.2	TO-R			
		550.1		16.7 KEELER		0.0
		555.2				
	Yard Limits BKWY	559.8	TO-R			
		576.5				
(70.4)						

Look out for drifted sand between MP 573 and MP 575.

SPECIAL INSTRUCTIONS—ALL SUBDIVISIONS

CONDITIONAL FLAG STOPS, ETC., TO RECEIVE OR DISCHARGE TRAFFIC

Conditional flag stops, etc., are designated by "c" in schedule column, and are for traffic as shown below:

Train	STATION	KIND	FREQUENCY	FOR REVENUE PASSENGERS		FOR OTHER TRAFFIC
				RECEIVE TO (or beyond)	DISCHARGE FROM (or beyond)	
51	San Fernando.....	10 MPH or stop when requested by RPO clerk	Daily.....			To dispatch registered coin.
51	San Fernando.....	25 MPH.....	Sun. & Hol.			To dispatch U. S. Mail.
51	Newhall.....	10 MPH or stop when requested by RPO clerk	Daily.....			To dispatch registered coin.
51	Saugus.....	10 MPH or stop when requested by RPO clerk	Daily.....			To dispatch registered coin.
52	Tipton.....	25 MPH when requested by RPO clerk.....	Daily.....			To dispatch registered currency.
52	Delano.....	25 MPH when requested by RPO clerk.....	Daily.....			To dispatch registered currency.
52	Saugus.....	20 MPH.....	Daily.....			For mail pouch to be thrown in mail car.
55	Any station between Burbank Jct. and Bakersfield	Flag.....	Daily.....			To receive or discharge employees
56	Any station between Bakersfield and Burbank Jct.	Flag.....	Daily.....			To receive or discharge employees
57	San Fernando.....	Flag.....	Daily.....	Fresno.....		For mail to be thrown in mail car
57	San Fernando.....	10 MPH.....	Daily.....			
57	Palmdale.....	Flag.....	Daily.....	Fresno.....	Glendale.....	
57	Kingsburg.....	Flag.....	Daily.....	Beyond Fresno.....	Glendale.....	
57	Selma.....	Flag.....	Daily.....	Beyond Fresno.....	Glendale.....	
58	Selma.....	Flag.....	Daily.....	Glendale.....	Beyond Fresno.....	
58	Kingsburg.....	Flag.....	Daily.....	Glendale.....	Beyond Fresno.....	
58	Delano.....	Flag.....	Daily.....	Glendale.....	Tracy.....	
58	Lancaster.....	Flag.....	Daily.....	Glendale.....	Fresno.....	
58	Palmdale.....	Flag.....	Daily.....	Glendale.....	Fresno.....	To dispatch registered coin, when requested by RPO clerk.
58	San Fernando.....	Flag.....	Daily.....	Colton.....	Fresno.....	
58	San Fernando.....	15 MPH.....	Daily.....			To dispatch U. S. Mail.
59	San Fernando.....	Flag.....	Daily.....	Fresno.....		
59	Saugus.....	Flag.....	Daily.....	Fresno.....		
59	Lancaster.....	Flag.....	Daily.....	Fresno.....		
59	Tehachapi.....	Flag.....	Daily.....	Stockton.....		
59	Delano.....	Flag.....	Daily.....	Stockton.....		
60	Delano.....	Flag.....	Daily.....		Stockton.....	
60	Lancaster.....	Flag.....	Daily.....		Fresno.....	
60	Saugus.....	Flag.....	Daily.....		Fresno.....	
60	San Fernando.....	Flag.....	Daily.....		Fresno.....	
4	Caliente.....	Flag.....	Daily.....	Beyond Mojave.....	Beyond Bakersfield.....	
4	Woodford.....	Flag.....	Daily.....	Beyond Mojave.....	Beyond Bakersfield.....	
4	Tehachapi.....	Flag.....	Daily.....	Beyond Mojave.....	Beyond Bakersfield.....	
7	Tehachapi.....	Flag.....	Daily.....	Beyond Bakersfield.....	Beyond Mojave.....	
7	Woodford.....	Flag.....	Daily.....	Beyond Bakersfield.....	Beyond Mojave.....	
7	Caliente.....	Flag.....	Daily.....	Beyond Bakersfield.....	Beyond Mojave.....	
23	Tehachapi.....	Flag.....	Daily.....	Beyond Bakersfield.....	Beyond Mojave.....	
23	Woodford.....	Flag.....	Daily.....	Beyond Bakersfield.....	Beyond Mojave.....	
23	Caliente.....	Flag.....	Daily.....	Beyond Bakersfield.....	Beyond Mojave.....	
24	Caliente.....	Flag.....	Daily.....	Beyond Mojave.....	Beyond Bakersfield.....	
24	Woodford.....	Flag.....	Daily.....	Beyond Mojave.....	Beyond Bakersfield.....	
24	Tehachapi.....	Flag.....	Daily.....	Beyond Mojave.....	Beyond Bakersfield.....	

RULE S-72. Westward trains are superior to trains of the same class in the opposite direction.

RULE 105. Capacity of Sidings column indicates the number of cars of average length of 49 feet that siding will hold between fouling points, in addition to one steam engine and caboose.

Sidings designated "E" are assigned for use by eastward trains, those designated "W" are assigned for use by westward trains, those designated "M" may be used by trains in either direction. Those designated "1," "2," or "3" are assigned for use by trains as shown in special instructions for the subdivision on which located.

RULE 221. Last paragraph is changed to read as follows: When light is not displayed in a train-order signal at night, day indication of the signal arm will govern, and report must be made from next open office, unless special instructions provide that light will not be displayed.

Light will not be displayed in train-order signals on Porterville line and all branches, except when train-order operator is on duty.

SPECIAL INSTRUCTIONS—FRESNO SUBDIVISION

RULE 82 (A). Trains to or from Western Division at Ingle must obtain two clearances; one endorsed "San Joaquin Division" and one endorsed "Western Division."

Eastward trains originating and westward trains terminating Fresno Yard are not required to obtain clearance at Fresno.

Westward trains originating may obtain train orders and check register at Kern Jct. instead of Bakersfield, and need not obtain clearance or check register at Bakersfield.

RULE 83. Identification may be made by trains between Fresno and Calwa Tower to be applied at end of double track, and eastward trains except first-class may identify westward trains except first-class between Fresno Yard and Fresno to be applied at end of double track. Trains approaching each other between these stations must reduce speed sufficiently to permit identification, and Rule 14 (k) will apply.

RULE 83 (A). At the following stations only the trains indicated will register:

Fresno Yard....	Trains originating or terminating.
Fresno.....	Trains originating or terminating.
Oil Jct.....	Trains originating or terminating.
Famoso.....	Trains to or from Porterville line.
Goshen Jct....	Trains to or from Visalia and Riverdale Branches, and extra trains originating or terminating.

Operator Fresno will report arrival and departure of all trains originating or terminating at Fresno to operator Fresno Yard who will enter on register and verify by repeating registration.

Operator Bakersfield will report arrival and departure of all regular trains originating or terminating on Fresno Subdivision to operator Kern Jct. who will enter on register and verify by repeating registration.

RULE 83 (B). At open train-order offices trains may register by ticket as follows:

Bakersfield....	No. 51 and eastward first-class trains except No. 56.
Famoso.....	Trains to or from Porterville line.

RULE 105. Goshen Jct. Siding No. 1 is first track north of Tulare line main track and is assigned for use by eastward trains.

Siding No. 2 is second track north of Tulare line main track and is assigned for use by westward trains, and is connected at each end with No. 1 Siding.

Siding No. 3 is track south of Tulare line main track, extending between MP 239.1 and MP 239.7 and may be used by trains in either direction.

Famoso. First track north of Goshen Jct.-Bakersfield main track, between junction switch (Signal 2929) and Signals 2916-3087 is designated as Porterville line main track, and will be used by trains in both directions on Porterville line, and as a siding for eastward trains on Goshen Jct.-Bakersfield line, and is not protected by block signals. Trains from Porterville line will stop to clear crossover at Signals 2916-3087 and if track is seen to be clear, may proceed with caution not exceeding 12 MPH to junction switch. Trains to Porterville line will proceed with caution not exceeding 12 MPH from junction switch to crossover, Signals 2916-3087. Normal position of inside switch of crossover, Signals 2916-3087 will be for movement to Porterville line.

Track south of Goshen Jct.-Bakersfield line main track is designated as westward siding and assigned for use by westward trains on Bakersfield-Goshen Jct. line.

RULE 221. Calwa Tower is train-order office for eastward trains only, and is open continuously. Signal arm for westward movement has been removed.

Hanford is open train-order office only between hours of 8:00 AM and 5:00 PM, daily, except Sundays and Holidays. Trains leaving Hanford between these hours must obtain clearance from train-order operator at freight office.

RULE D-251. Will apply on both tracks between Fresno Yard and Calwa Tower.

SPECIAL INSTRUCTIONS—TEHACHAPI SUBDIVISION

RULE 3. Conductors on eastward AT&SFRy trains show on reverse side of register ticket left at Kern Jct. watch comparison made at AT&SFRy station Bakersfield, also comparison with engineers.

RULE 82 (A). Trains will not be required to obtain clearance at Kern Jct. and Bakersfield, except trains originating, or receiving orders at these stations.

RULE 83 (A). Operator Kern Jct. will report arrival and departure of AT&SFRy first-class trains to SP operator Bakersfield, who will enter on register and verify by repeating registration.

Operator Kern Jct. will report arrival and departure of all scheduled trains to AT&SFRy operator Bakersfield, who will enter on SP register and verify by repeating registration.

RULE 83 (B). At open train-order offices trains may register by ticket as follows:

Bakersfield.....No. 51, and eastward first-class trains except No. 56.

Kern Jct..... AT&SFRy trains, SP first-class trains and westward light engines.

Mojave.....All trains not required to stop for other reasons.

RULE D-97 (A). Applies between Kern Jct. and Bena, and between Tehachapi and Mojave.

Extra trains originating Eric and Summit will respect run late and other non-restrictive orders held.

RULE 221. Tehachapi is train-order office for eastward trains only, and is open continuously. Signal arm for westward movement has been removed.

RULE D-251. Will apply on westward track, Bena to Kern Jct.

Authority may be conferred by train dispatcher by message, or by telephone, to conductor or engineer of an inferior train to run ahead of an overdue first-class train on eastward track Kern Jct. to Bena, or on either track between Tehachapi and Mojave.

SPECIAL INSTRUCTIONS—MOJAVE SUBDIVISION

RULE 82 (A). If no operator on duty trains originating may leave Searles or Owenyo without obtaining clearance.

Trains to San Joaquin Division originating at Los Angeles or Los Angeles Yard must obtain San Joaquin Division clearance, and need not obtain clearance at Burbank Jct., if properly cleared by train-order signal.

RULE 83 (A). At the following stations, only the trains indicated will register:

Saugus.....Trains originating or terminating.

RULE 83 (B). At open train-order offices trains may register by ticket as follows:

Mojave.....All trains not required to stop for other reasons.

When a regular train or section of schedule is checked on register at Los Angeles LAUPT it will not be necessary to obtain check of the same train at Burbank Jct.

RULE 105. Saugus: Westward siding extends from MP 451.5 to connection with main track just west of Signal 4505, and is assigned for use by westward trains.

Westward trains on westward siding will be governed by Signal 4505, and if this signal displays stop indication permission must be obtained from train-order operator before applying block signal rules for movement through the block.


Eastward siding is first track north of main track and is west of station building, and is assigned for use by eastward trains, but may also be used by trains and engines when necessary to do switching on corral or house track.


Trains or engines must not foul westward siding from east end of Bunnell storage track until telephone permission is received from train-order operator.

RULE 211 (E). Will not apply at Vincent. If train order restricting the movement of a train at Vincent is to be delivered, the operator may deliver the order, but must not clear interlocking signal at the leaving end of siding until train has stopped.

This rule will not apply to westward trains at Burbank Jct. when train to which restricting order is addressed is entering siding. If order restricts train from entering single track, or from entering siding, order must not be delivered until train has stopped.

RULE 221. Burbank Jct. is train-order office for westward trains only, and is open continuously. Signal arm for eastward movement has been removed.





DIVISION MILEAGE

MAIN LINE

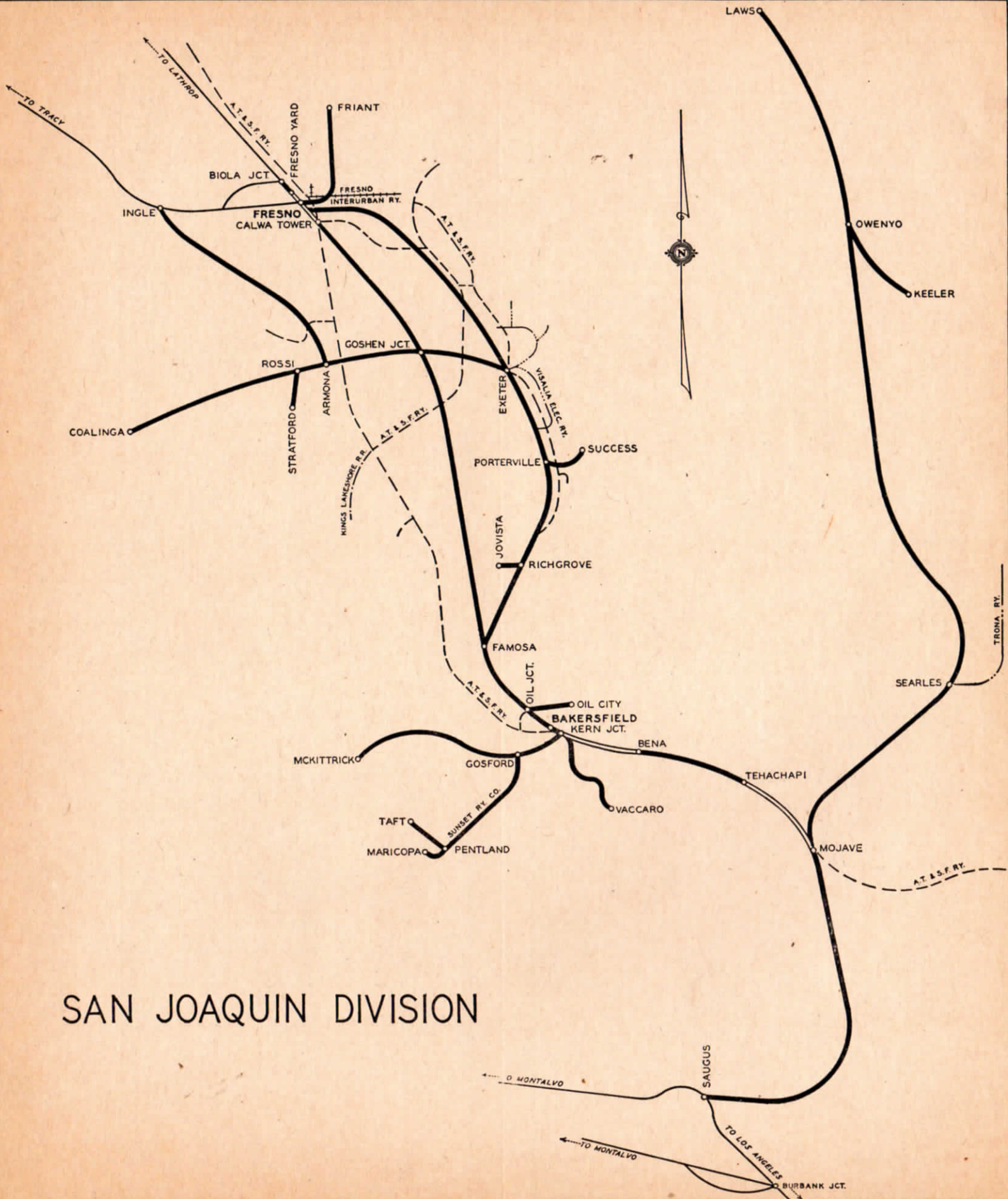
	First Track	Second Track	Miles
Biola Jet. to Saugus.....	40.10	7.20	
End Western Div. to Fresno.....	210.05	34.15	
Fresno to Famoso via Exeter.....	103.95		
Total.....	354.02	41.35	
Total Main Lines.....			395.97

BRANCHES

Arvin—Magunden to Arvin.....	.14		
Clovis—Fresno to Friant.....	24.14		
Coalinga—Armona to Coalinga.....	40.21		
Fresno Interurban—Hammond to Belmont Ave.....	16.92		
Keeler—Laws to Keeler (N. G.).....	71.33		
McKittrick—Bakersfield to McKittrick.....	47.61		
Minkler Southern—Porterville to Ducor.....	12.53		
Oil City—Oil Jet. to Oil City.....	6.51		
Owenyo—Mojave to Owenyo.....	143.15		
Richgrove—Richgrove to Jovista.....	4.16		
Riverdale—Ingle to Goshen Jct.....	64.48		
Stratford—Rossi to Stratford.....	8.26		
Success—Porterville to Success.....	7.64		
Sunset Ry—Gosford to Maricopa.....	32.21		
Penland to Taft.....	9.41		
Visalia—Goshen Jct. to Exeter.....	16.80		
Total Branches.....			522.50
Total San Joaquin Division.....			918.47

SPEED TABLE

TIME PER MILE	MILES PER HOUR
36"	100
37"	97.3
38"	94.7
39"	92.3
40"	90
41"	87.8
42"	85.7
43"	83.7
44"	81.8
45"	80
46"	78.3
47"	76.6
48"	75
49"	73.5
50"	72
51"	70.6
52"	69.2
53"	67.9
54"	66.7
55"	65.5
56"	64.3
57"	63.1
58"	62.1
59"	61
1'00"	60
1'01"	59
1'02"	58.1
1'03"	57.1
1'04"	56.2
1'05"	55.4
1'06"	54.5
1'07"	53.7
1'08"	52.9
1'09"	52.2
1'10"	51.4
1'11"	50.7
1'12"	50
1'13"	49.3
1'14"	48.6
1'15"	48
1'16"	47.4
1'17"	46.8
1'18"	46.2
1'19"	45.6
1'20"	45
1'25"	42.4
1'30"	40
1'35"	37.9
1'40"	36
1'45"	34.3
1'50"	32.7
1'55"	31.3
2'00"	30
2'15"	26.7
2'30"	24
2'45"	21.8
3'00"	20
3'30"	17.1
4'00"	15
5'00"	12
6'00"	10
7'00"	8.6
7'30"	8
8'00"	7.5
10'00"	6



SAN JOAQUIN DIVISION