

# SPOKANE, PORTLAND & SEATTLE RAILWAY CO.

## Portland Division

UNITED RAILWAYS COMPANY  
GALES CREEK AND WILSON RIVER RAILROAD COMPANY  
OREGON ELECTRIC RAILWAY COMPANY

# TIME TABLE No. 125

To be used in conjunction with  
Current Special Instruction Book

To Take Effect at 12:01 A. M.  
Pacific Time

## SUNDAY, APRIL 18, 1943

Superseding Time Table No. 124.

For the government of employes only. The Company reserves the right to vary therefrom at pleasure. Be positive that you have the Current Time Table and destroy all previous numbers. Read carefully the Special Instructions and always carry a copy for reference and a copy of TRANSPORTATION RULES.

E. H. SHOWALTER, Superintendent  
M. C. LaBERTEW, Vice-Pres. & Genl. Mgr.

2 WESTWARD

S. P. & S. Ry.—FIRST SUB-DIVISION

Station Numbers	Car Capacity		THIRD CLASS				SECOND CLASS		FIRST CLASS		Distance from Portland	TIME TABLE No. 125 APRIL 18, 1943	
	Slidings	Other Trucks	401	295	61	405	293	331	21	Passenger		STATIONS	DN.....PORTLAND.....GO 4.5
			Local Freight	Local Freight	Local Freight	Freight	Freight	Freight	Daily Ex. Saturday				
0	Yard		L 9.35PM	L 7.00PM	L 10.30AM	L 7.05AM	L 10.00PM	L 7.45PM	L 8.00AM	0.0			
BETWEEN PORTLAND AND WILLBRIDGE TRAINS WILL BE GOVERNED BY TERMINALS SUB-DIVISION TIME TABLE AND RULES													
4	43	Yard	9.50	<sup>294</sup> 7.20	10.50	7.25	10.15	8.00	8.10	4.5	DN....WILLBRIDGE.....BR 2.8		
A7	28	263	10.00	7.44	11.00	7.33	10.23	8.10	a 8.15	7.3	D.....LINNTON.....IN 2.7		
A10			A 10.10PM	7.54	A 11.10AM	A 7.40AM	10.30	A 8.20PM	8.20	10.0	.....UNITED JUNCTION..... 0.5		
A11				7.56			10.32		8.21	10.5	DN...RIVER JUNCTION...RJ 2.1		
A13	29	5		8.05			10.40		8.27	12.6	.....HOLBROOK..... 7.3		
A20	34	33		8.20			<sup>296</sup> 10.55		a 8.38	19.9	D.....SCAPPOOSE.....SQ 4.4		
A24		14W		8.30			11.07		f 8.46	24.3	.....WARREN..... 3.3		
A28	52	20		8.40			11.17		a 8.53	27.6	DN.....ST. HELENS.....H 2.4		
A30									f 8.57	30.0	.....COLUMBIA CITY..... 1.3		
A31	43			8.55			11.27		9.00	31.3	.....WATERVIEW..... 1.9		
A33		9W							f 9.04	33.2	.....DEER ISLAND..... 4.0		
A37									f 9.11	37.2	.....CHARLTON..... 2.2		
A39	20	60		<sup>296</sup> 9.30			11.50		a 9.15	39.4	.....GOBLE..... 2.8		
A42		16E		9.40			11.58PM		f 9.20	42.2	.....PRESCOTT..... 3.6		
A46		8		9.55			12.07AM		a 9.30	45.8	D.....RAINIER.....RA 1.0		
A47	53			9.57			12.09		9.32	46.8	.....AVON..... 9.0		
A56	50	13		10.20			12.30		a 9.50	55.8	.....MAYGER..... 2.2		
A58									f 9.54	58.0	.....LOCODA..... 1.3		
A59		15W		10.35			12.38		a 9.58	59.3	.....QUINCY..... 2.9		
A62	45	66		10.43			12.45		a 10.05	62.2	DN....CLATSKANIE.....CN 4.4		
A67	54	10W		10.58			12.55		f 10.14	66.6	.....MARSHLAND..... 4.6		
A71	29	44		11.22			1.05		a 10.25	71.2	.....WESTPORT..... 2.3		
A74		50		11.35			1.11		a 10.30	73.5	.....WAUNA..... 3.3		
A77		14		11.45PM			1.17		f 10.36	76.8	.....BRADWOOD..... 1.6		
A78	43			12.01AM			1.22		f 10.40	78.4	.....CLIFTON..... 4.9		
A83		2E		12.20			1.32		f 10.50	83.3	.....BROWNSMEAD..... 1.6		
A85									f 10.55	84.9	.....BLIND SLOUGH..... 1.6		
A87	20	4E		12.35			1.40		a 10.59	86.5	.....KNAPPA..... 3.7		
A90	41	2W		12.50			1.50		a 11.09	90.2	.....SVENSEN..... 5.2		
A95	34			1.12			2.01		f 11.20	95.4	.....VAN DUSEN..... 4.3		
A100	36	225		A 1.30AM			A 2.10AM		11.35 11.40	99.7	D.....ASTORIA.....RO 5.9		
A106		22							a 11.59AM	105.6	.....WARRENTON..... 2.7		
A108	31	31							f 12.06PM	108.3	.....CAMP CLATSOP..... 3.7		
A112									12.14	112.0	.....WEST..... 3.7		
A116									f 12.22	115.7	.....GEARHART..... 2.3		
A118	18	105							A 12.30PM	118.0	D.....SEASIDE.....SD		
			Daily Ex. Sunday	Daily Ex. Sunday	Daily Ex. Sunday	Daily	Daily Ex. Sunday	Daily Ex. Sunday	Daily			Time Over District Average Speed per Hour	
			0.35 17.1	6.30 15.3	0.40 15.0	0.35 17.1	4.10 23.9	0.35 17.1	4.30 26.2				

Eastward trains are superior to westward trains of the same class.  
Except No. 21 is superior to No. 24

S. P. & S. Ry.—FIRST SUB-DIVISION

EASTWARD 3

TIME TABLE NO. 125 APRIL 18, 1943		Distance from Seaside	FIRST CLASS		SECOND CLASS		THIRD CLASS				Water, Wyes, Turntables, Fuel, Scales, Standard Clocks, Register and Yard Limits  VWTCO BKXRZP
STATIONS			24		294	330	402	62	406	296	
			Passenger		Freight	Freight	Local Freight	Local Freight	Freight	Local Freight	
			Daily		Daily Ex. Sunday	Daily Ex. Monday	Daily Ex. Monday	Daily Ex. Monday	Daily	Daily Ex. Monday	
DN.....	PORTLAND.....GO	118.0	A 7.05PM		A 7.40PM	A 12.15AM	A 2.15AM	A 1.10PM	A 1.40PM	A 12.05AM	
BETWEEN PORTLAND AND WILLBRIDGE TRAINS WILL BE GOVERNED BY TERMINALS SUB-DIVISION TIME TABLE AND RULES											
DN.....	WILLBRIDGE.....BR	113.5	6.51		<sup>295</sup> 7.20	11.55PM	1.55	12.50	1.20	11.45PM	JRXI P
D.....	LINNTON.....IN	110.7	f 6.44		7.10	11.47	1.45	12.40	1.10	11.35	XP
.....	UNITED JUNCTION.....	108.0	6.38		7.03	L 11.40PM	L 1.35AM	L 12.30PM	L 1.00PM	11.25	JP
DN.....	RIVER JUNCTION...RJ	107.5	6.37		7.01					11.23	P
.....	HOLBROOK.....	105.4	6.33		6.53					11.13	
D.....	SCAPPOOSE.....SQ	99.1	f 6.22		6.38					<sup>293</sup> 10.55	
.....	WARREN.....	93.7	f 6.14		6.27					10.35	
DN.....	ST. HELENS.....H	90.4	<sup>294</sup> a 6.09		<sup>24</sup> 6.09					10.22	W
.....	COLUMBIA CITY.....	88.0	f 6.02								
.....	WATERVIEW.....	86.7	6.00		5.32					10.05	
.....	DEER ISLAND.....	84.8	f 5.57								
.....	CHARLTON.....	80.8	f 5.51								
.....	GOBLE.....	78.6	f 5.47		5.13					<sup>295</sup> 9.30	
.....	PRESCOTT.....	75.8	f 5.42		5.07					9.13	W 1.2 Mi. West
D.....	RAINIER.....BA	72.2	a 5.36		4.59					9.05	P
.....	AVON.....	71.2	5.34		4.57					9.00	
.....	MAYGER.....	62.2	f 5.18		4.37					8.26	P
.....	LOCODA.....	60.0	f 5.14								
.....	QUINCY.....	58.7	f 5.11		4.30					8.12	
DN.....	CLATSKANIE.....CN	55.8	a 5.05		4.24					8.00	P
.....	MARSHLAND.....	51.4	f 4.55		4.14					7.38	
.....	WESTPORT.....	46.8	f 4.46		4.04					7.15	WP
.....	WAUNA.....	44.5	a 4.41		3.59					6.45	
.....	BRADWOOD.....	41.2	f 4.35		3.52					6.25	
.....	CLIFTON.....	39.6	f 4.31		3.48					6.20	P
.....	BROWNSMEAD.....	34.7	f 4.20		3.37					6.02	
.....	BLIND SLOUGH.....	33.1	f 4.17								
.....	KNAPPA.....	31.5	f 4.15		3.30					5.49	P
.....	SVENSEN.....	27.8	f 4.07		3.22					5.35	
.....	VAN DUSEN.....	22.6	f 3.57		3.10					5.16	P
D.....	ASTORIA.....RO	18.3	<sup>3.45</sup> 3.35		L 3.00PM					L 5.00PM	WTOZP BKXR
.....	WARRENTON.....	12.4	a 3.15								JYX
.....	CAMP CLATSOP.....	9.7	f 3.08								
.....	WEST.....	6.0	2.59								
.....	GEARHART.....	2.3	f 2.50								
D.....	SEASIDE.....SD.	0.0	L 2.45PM								BWY KXR
Time Over District			4.20		Daily Ex. Sunday	Daily Ex. Sunday	Daily Ex. Monday	Daily Ex. Monday	Daily	Daily Ex. Sunday	
Average Speed per Hour			21.4		21.4	17.1	15.0	15.0	15.0	14.1	

Eastward trains are superior to westward trains of the same class.  
Except No. 21 is superior to No. 24

4 WESTWARD

S. P. & S. Ry.—SECOND SUB-DIVISION

EASTWARD

Water, Wyes, Turntables, Fuel, Seales, Standard Cocks, Bul. Reg., Register, Yard Limits	Station Numbers	Capacity of Trucks	THIRD CLASS			SECOND CLASS			Distance from Warrenton	TIME TABLE No. 125 APRIL 18, 1943		Distance from Fort Stevens	SECOND CLASS			THIRD CLASS		
JXYR	A106	22							0.0	..... WARRENTON .....	3.8							
	FS2	68							1.8	..... FLAVEL .....	2.0							
X	FS4								3.8	..... FORT STEVENS .....	0.0							
										Time Over District Average Speed per Hour								

Eastward trains are superior to westward trains of the same class.

WESTWARD

United Railways Co.

EASTWARD

Water, Wyes, Turntables, Fuel, Seales, Standard Cocks, Bul. Reg., Register, Yard Limits	Station Numbers	Car Capacity		THIRD CLASS			SECOND CLASS		Distance from Portland	TIME TABLE No. 125 APRIL 18, 1943		Distance from Kenney	SECOND CLASS		THIRD CLASS		
		Sidings	Other Trucks	401	61	405	331	330		62	402		406				
PJ	A10			L 10.10PM	L 11.10AM	L 7.40AM	L 8.20PM	10.0	..... UNITED JUNCTION .....	47.0	A1 1.40PM	A12.30PM	A 1.35AM	A 1.00PM			
WXP	NB10							10.0	..... RAFTON .....	47.0							
PX	U10			10.13	11.13	7.45	8.23	10.5	DN... RIVER JUNCTION... RJ	46.5	11.34	12.26	1.29	12.54			
X	U10A	31W		10.16	11.16	7.50	8.26	11.0	..... BAN SPUR .....	46.0	11.31	12.23	1.26	12.51			
	U12	4	11W	10.20	11.20	7.55	8.30	11.7	..... BURLINGTON .....	45.3	11.28	12.20	1.23	12.48			
	U13		2W	10.28	11.28	8.01	8.38	13.4	..... FALKENBURG .....	43.6	11.18	12.15	1.13	12.38			
P	U14		6E	10.30	11.30	8.05	8.41	13.9	ART. BR. } ..... TUNNEL SPUR .....	43.1	11.13	12.09PM	1.08	12.33			
P	U15		5W	10.40	11.40	8.15	8.51	15.5	ART. BR. } ..... ROCKTON .....	41.5	11.03	11.59AM	12.58	12.23			
	U16		9W	10.42	11.42	8.19	8.53	15.9	ART. BR. } ..... CULLITON .....	41.1	11.00	11.56	12.55	12.20			
JXPR	U17		5E	<sup>330</sup> A10.50PM	<sup>62</sup> 11.50	A 8.30AM	A 9.00PM	17.1	DN... BOWERS JUNCTION... BJ	39.9	<sup>401</sup> L10.50PM	<sup>61</sup> 11.50	L12.45AM	L12.10PM			
	U18		6E		11.55AM			17.6	..... HELVETIA .....	39.4		11.35					
PW 2750. E.	U22	47	17E		12.20PM			21.9	D... NORTH PLAINS... NP	35.1		11.10					
	U23		26		12.25			23.3	..... VADIS .....	33.7		10.50					
	U25		11E		12.35			25.5	..... CHRISTIE .....	31.5		10.40					
XPR	U26	12	10E		12.40			26.4	D... WILKESBORO... WR	30.6		10.35					
XP	U28	32	22		12.45			27.5	..... BANKS .....	29.5		10.29					
WP	U32	30	7		1.05			31.7	..... MANNING .....	25.3		10.09					
P	U39	31			1.40			38.8	..... TOPHILL .....	18.2		9.44					
	U42		3E		1.50			41.6	..... SCHMIDLIN SPUR .....	15.4		9.31					
WP	U43	29			2.01			43.1	..... BRAUN .....	13.9		9.25					
BYOK XPR	U49	41	157		A 2.30PM			48.5	D... VERNONIA... VN	8.5		L 9.00AM					
WXP	U87		52					57.0	..... KEASEY .....	0.0							
										(County Line End of Track)							
										Time Over District Average Speed per Hour							
										0.50 8.5		3.30 11.0		0.50 8.5		0.50 8.5	

Eastward trains are superior to westward trains of the same class.  
 At Bowers Junction all westward trains and eastward trains from O.E. Ry. First Sub-division will register by Ticket per Rule 83-A.  
 Eastward trains from United Railways will not register.

**WESTWARD**

**Oregon Electric Ry.—FIRST SUB-DIVISION**

**EASTWARD 5**

Water, Wyes, Turn-tables, Fuel, Seales, Standard Closets, Bulletin Boards, Register and Yard Limits	Station Numbers	Car Capacity		THIRD CLASS			SECOND CLASS		Distance from Portland	TIME TABLE No. 125 APRIL 18, 1943		Distance from Eugene	SECOND CLASS		THIRD CLASS		
		Sidings	Other Trains	401	403	405		331		STATIONS	Freight		Daily Ex. Sunday	406	404	402	
				Local Freight	Local Freight	Freight	Freight	Freight									
				Daily Ex. Sunday	Daily Ex. Sunday	Daily	Daily Ex. Sunday	Daily Ex. Monday									
JRXP	U17		5E	L 10.50PM		L 8.30AM		L 9.00PM	17.1	DN...BOWERS JUNCTION..BJ	125.7	A10.50PM		A12.10PM		A12.45AM	
	E21	46		10.58		8.45		9.08	20.9	.....MERLE.....	121.9	10.35		11.50AM		12.33	
YPX	E22			11.00		8.48		9.10	21.5	.FOREST GROVE JUNCTION.	121.3	10.32		11.45		12.30	
WP	E28	3	3W	11.20		9.10		9.30	27.6	.....BEAVERTON.....	115.2	10.12		11.25		12.05	
J	E28A			11.22PM		9.12AM		9.32PM	28.1	.....BEBURG.....	114.7	10.10PM		11.15AM		12.01AM	

**BETWEEN BEBURG AND GRETON TRAINS WILL BE GOVERNED BY SOUTHERN PACIFIC CO. TIME TABLE AND RULES**

J	E31			11.38PM		9.28AM		9.48PM	31.2	.....GRETON.....	111.6	9.52PM		10.55AM		11.42PM
PX	E32	77	9	<sup>402</sup> 11.40		9.30		<sup>330</sup> 9.50	32.1	DN.....TIGARD.....RD	110.7	<sup>331</sup> 9.50		10.53		<sup>401</sup> 11.40
P	E36	7		11.50		9.40		10.00	36.1	.....TUALATIN.....	106.7	9.40		10.41		11.10
P	E39	19		11.59PM		9.47		10.07	39.0	.....TONQUIN.....	103.8	9.33		10.32		10.55
P	E43	21	7	12.10AM		9.57		10.17	43.0	.....WILSONVILLE.....	99.8	9.23		10.20		10.40
	E45	76		12.20		<sup>406</sup> 10.05		<sup>402</sup> 10.25	45.4	.....CURTIS.....	97.4	9.15		<sup>405</sup> 10.05		<sup>331</sup> 10.25
P	E49	17	17	12.30		10.15		10.35	49.1	.....DONALD.....	93.7	9.07		9.47		10.15
WP	E55	75	6E	12.50		10.35		10.46	54.5	.....WEST WOODBURN.....	88.3	8.54		9.30		10.00
	E57		9E	1.00		10.45		10.53	57.4	.....ST. LOUIS.....	85.4	8.47		9.15		9.50
	E63	9	6W	1.20		11.05		11.06	63.1	.....HOPMERE.....	79.7	8.34		8.55		9.35
P	E64		8	1.22		11.07		11.08	64.1	.....QUINABY.....	78.7	8.32		8.52		9.30
P	E69	55		1.32		11.17		11.18	68.6	.....BUSH.....	74.2	8.20		8.40		9.15
WBPXK	E71		244	1.45		11.25		11.30	71.2	DN.....SALEM.....SA	71.6	8.10		8.30		9.05
P	E73	52		1.50		11.35		11.35	72.8	.....MINTO.....	70.0	8.05		8.25		9.00
P	E80		<sup>11E</sup> 5W	2.10		11.55AM		11.55PM	79.9	.....ORVILLE.....	62.9	7.45		7.52		8.39
P	E85		21E	2.20		12.05PM		12.05AM	84.8	.....SIDNEY.....	58.0	7.35		7.37		8.29
	E88		17W	2.30		12.15		12.12	87.9	.....TALBOT.....	54.9	7.28		7.27		8.22
	E91		<sup>9E</sup> 15W	2.40		12.25		12.18	90.8	.....DEVER.....	52.0	7.22		7.18		8.16
	E94	10	8E	2.50		12.35		12.24	93.5	.....CONSER.....	49.3	7.16		7.09		8.10
XBRP WO	E97	3-134	76	3.05	L 9.00AM	A12.45PM		12.30	96.5	DN...ALBANY YARD...YD.	46.3	7.10		L 7.00AM	A 8.00AM	8.00
BWXP	E98		110	A 3.20AM	9.10			12.50	97.8	D.....ALBANY.....YA	45.0	6.50			7.50	L 7.30PM
	E111		12E		9.40			1.17	111.1	.....FAYETTEVILLE.....	31.7	6.23			7.22	
	E114		5E		9.49			1.22	113.8	.....POTTER.....	29.0	6.18			7.13	
	E116	6	12W		9.57			1.26	116.1	.....TULSA.....	26.7	6.14			7.05	
P	E124		28E		10.15			1.40	124.2	.....HARRISBURG.....	18.6	6.00			6.40	
P	E129		58		10.40			1.50	128.7	D.....JUNCTION CITY...JC	14.1	5.50			6.20	
	E133		6E		11.05			1.58	133.4	.....MEADOW VIEW.....	9.4	5.42			6.00	
	E135		9		11.15			2.01	135.0	.....AWBREY.....	7.8	5.39			5.44	
	E136		<sup>11E</sup> 10E		11.18			2.03	136.1	.....ENID.....	6.7	5.37			5.40	
PX	E140	24	298		11.43			2.10	140.4	.....LASEN.....	2.4	5.30			5.30	
PBKXR	E143		55		A11.50AM			A 2.30AM	142.8	D.....EUGENE.....G	0.0	L 5.00PM		L 5.00AM		
				Daily Ex. Monday	Daily Ex. Sunday	Daily		Daily Ex. Monday				Daily Ex. Sunday	Daily	Daily Ex. Sunday	Daily Ex. Sunday	
				4.30 17.9	2.50 16.3	4.15 18.7		5.30 22.8		Time Over District Average Speed per Hour		5.50 21.6		5.10 15.4	3.00 15.4	5.15 15.4

Eastward trains are superior to westward trains of the same class.

6 WESTWARD

Oregon Electric Ry.—SECOND SUB-DIVISION

EASTWARD

Water, Wyes, Turn-tables, Fuel, Scales, Standard Clocks, Bulletin Boards, Register and Yard Limits	Station Numbers	Car Capacity		THIRD CLASS		SECOND CLASS		Distance from Forest Grove Junction	TIME TABLE No. 125 APRIL 18, 1943		Distance from Forest Grove	SECOND CLASS		THIRD CLASS	
		Sidings	Other Tracks												
JYPX	E22							0.0	FOREST GROVE JUNCTION	0.8	10.6				
PX	F1	11						0.8	ORENCO	2.1	9.8				
	F3		7E					2.9	SEWELL	1.6	7.7				
P	F5	6	32					4.5	HILLSBORO	3.4	6.1				
	F8		4					7.9	CORNELIUS	2.7	2.7				
PR	F11		17					10.6	FOREST GROVE		0.0				
										Time Over District Average Speed per Hour					

Eastward trains are superior to westward trains of the same class.

WESTWARD

Oregon Electric Ry.—THIRD SUB-DIVISION

EASTWARD

Water, Wyes, Turn-tables, Fuel, Scales, Standard Clocks, Bulletin Boards, Register and Yard Limits	Station Numbers	Car Capacity		THIRD CLASS		SECOND CLASS		Distance from Albany Yard	TIME TABLE No. 125 APRIL 18, 1943		Distance from End of Track	SECOND CLASS		THIRD CLASS	
		Sidings	Other Tracks												
BXPWOR	E93	3-134	76					0.0	ALBANY YARD	0.9	30.0				
								0.9	S. P. CONN. ALBANY	13.6	29.1				

Between S. P. Conn. Albany and Lebanon Conn. with O. E. Third Sub-Division Trains Will Be Governed By S. P. Co. Portland Division Time Tables and Rules

P	S14							14.5	LEBANON	0.3	15.5				
	S15	10						14.8	LEBANON (O. E. Siding)	1.1	15.2				
X	S16	70	83					15.9	EVANSVILLE	4.3	14.1				
P	S20		2E					20.2	WATERLOO	1.9	9.8				
	S22		8E					22.1	NYE	2.2	7.9				
PWY RBX	S24		2 (5E 8E)					24.3	NARROWS	4.5	5.7				
	S29	54	238					28.8	SWEET HOME	1.2	1.2				
								30.0	END OF TRACK		0.0				
										Time Over District Average Speed per Hour					

Eastward trains are superior to westward trains of the same class.

WESTWARD

Oregon Electric Ry.—FOURTH SUB-DIVISION

EASTWARD

Water, Wyes, Turn-tables, Fuel, Scales, Standard Clocks, Bulletin Boards, Register and Yard Limits	Station Numbers	Car Capacity		THIRD CLASS		SECOND CLASS		Distance from Sweet Home	TIME TABLE No. 125 APRIL 18, 1943		Distance from Dollar	SECOND CLASS		THIRD CLASS	
		Sidings	Other Tracks												
PWYRBX	S29	54	238					0.0	SWEET HOME	6.4	15.5				
	H6		18W					6.4	HOLLEY	1.7	9.1				
	H8		10					8.1	CALAPOOYA	2.4	7.4				
	H10		26					10.5	WOODSPUR	1.3	5.0				
	H12		9E					11.8	MITCHELL	2.1	3.7				
	H14		22					13.9	WOODRAFFE SIDING	1.6	1.6				
W 0.9 M.I.E	H16	Two 46	67					15.5	DOLLAR (End of Line)		0.0				
										Time Over District Average Speed per Hour					

Eastward trains are superior to westward trains of the same class.

Water, Wyes, Turntables, Fuel, Scales, Standard Clocks, Bulb-Registers, Yard Limits	Station Numbers	Car Capacity	THIRD CLASS		SECOND CLASS		Distance from Wilkesboro	TIME TABLE No. 125 APRIL 18, 1943		Distance from Glenwood	SECOND CLASS		THIRD CLASS	
								STATIONS						
XPR	U26	22					0.0	D.... WILKESBORO .... WE	12.9					
							1.2	..... PENGRA .....	11.7					
X	R1	24					4.2	..... MENKE SPUR .....	8.7					
	R4	3E					6.7	..... ORCHARD DALE .....	6.2					
	R7	7E					8.9	..... WASHBURN .....	4.0					
WP	R9	16					11.7	..... GRAY'S SPUR .....	1.2					
	R12	12E					12.9	..... GLENWOOD .....	0.0					
XPR	R13	258												
Time Over District Average Speed per Hour														

Eastward trains are superior to westward trains of the same class.

### LIST OF SURGEONS AND MEDICAL DEPARTMENT INSTRUCTIONS

Surgeons will attend, when called upon officially, to all cases of accident occurring to employes or passengers. In cases of sickness it is the intention to limit medical service to the locality or town where a surgeon resides, unless some urgent necessity exists, for which distinct official authority must be had in accordance with established regulations. Railway officials are required to call on the nearest authorized surgeons whenever practicable, when surgical or medical services are needed. When such are accessible, no responsibility will be assumed for bills for medical services rendered by any other physician. In the event of a sudden emergency, arising from accident, if necessary, proper surgical aid should be procured until the arrival of a regularly appointed surgeon, when the case should be placed in his charge, and in no case should the services of any but an authorized company surgeon be continued after such surgeon is able to assume charge of the case.

Boarding and nursing are furnished only at hospitals with which arrangements have been made. No responsibility will be assumed for bills incurred elsewhere unless specially authorized or approved by the Chief Surgeon.

### SURGEONS

DR. CHAS. C. NEWCASTLE, Chief Surgeon } —318 Mayer Building, Portland.  
DR. WILMOT C. FOSTER, Asst. Surgeon } —Telephone BEacon 5070; if no answer call ATwater 4175.

DR. C. E. BROUS, Local Surgeon, Linnton.  
DRS. MACDONALD & BARTON, Local Surgeons, St. Helens.  
DR. EDW. S. KOZIOL, Local Surgeon, St. Helens.  
DR. M. A. KENNEY, Local Surgeon, Rainier.  
DR. PAUL H. STARR, Local Surgeon, Clatskanie.  
DR. J. L. WOODIN, Local Surgeon, Clatskanie.  
DR. V. S. GEARY, Local Surgeon, Westport.  
DR. ARTHUR VAN DUSEN, Local Surgeon, Astoria.  
DR. O. C. HAGMEIER, Local Surgeon, Seaside.  
DR. J. E. VINSON, Local Surgeon, Seaside.  
DR. ROLAND D. EBY, Local Surgeon, Vernonia.  
DR. A. O. PITMAN, Local Surgeon, Hillsboro.  
DR. GERALD B. SMITH, Local Surgeon, Woodburn.  
DR. W. B. MORSE, Local Surgeon, Salem.  
DR. G. E. FORTMILLER, Local Surgeon, Albany.  
DR. R. BRUCE MILLER, Local Surgeon, Lebanon.  
DR. ROBT. LANGMACK, Local Surgeon, Sweet Home.  
DR. D. G. CLARK, Local Surgeon, Harrisburg.  
DR. A. O. WALLER, Local Surgeon, Eugene.

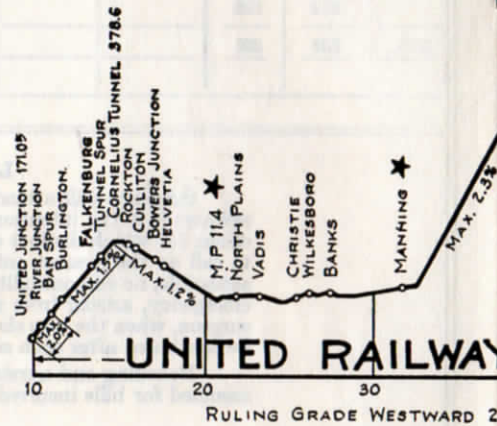
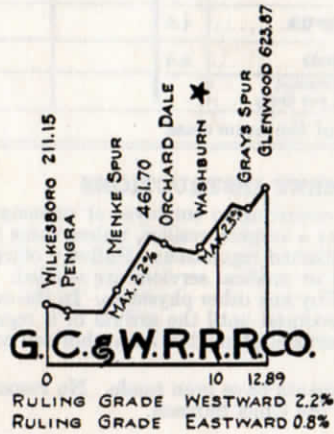
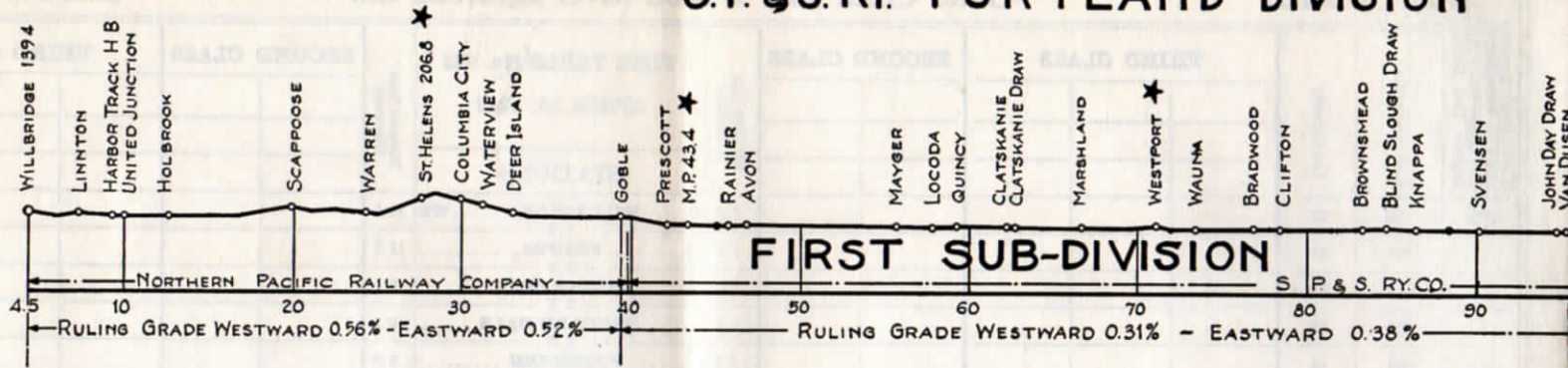
Stretchers are located at following points:

Astoria  
Rainier  
Portland, Baggage Room  
Portland, Oregon Electric Shops  
Vernonia  
Salem  
Albany

R. C. SCOFFERN, Trainmaster  
J. L. MONAHAN, Trainmaster  
C. F. CROFFUT, Trainmaster  
H. E. OATFIELD, Trainmaster  
A. BERGH, Trainmaster  
A. W. GEORGE, Trainmaster

H. JACKSON, Chief Dispatcher, Portland  
F. C. WAGER, Mechanical Supt., Vancouver  
C. E. BARNES, Traveling Engineer  
W. C. ABBOTT, Traveling Engineer  
J. M. WASSENAR, Traveling Engineer  
J. T. CRAINE, Traveling Engineer

# S. P. & S. RY. PORTLAND DIVISION



# OREGON ELECTRIC RAILWAY COMPANY

