

APRIL 4, 1948



SANTA FE
ALL THE WAY

TIME TABLES

The Atchison, Topeka and
Santa Fe Railway System

APRIL 4, 1948



SANTA FE
ALL THE WAY

TIME TABLES

The Atchison, Topeka and
Santa Fe Railway System

Santa Fe



**Fred Harvey
Food Service**



*Santa Fe offers you famous Fred Harvey
Service in dining cars, hotels
and dining stations*

Dining car service on The Super Chief (trains 17 and 18) and The Chief (trains 19 and 20), is a la carte. Table d'hote dinners also are served on these trains.

Table d'hote meals (in addition to a la carte service) are served on the following trains, breakfast \$1.15 and up; luncheon a la carte; dinner \$1.50 and up.

NUMBER	TRAINS	BETWEEN
1 and 2,	The Scout.....	Chicago, Los Angeles and Oakland
3 and 4,	The California Limited.....	Chicago, Los Angeles and Oakland
5 and 6,	The Ranger.....	Newton and Texas Points
9-90 and 10-101.....		La Junta and Denver
23 and 24,	The Grand Canyon.....	Chicago, Los Angeles and Oakland
42 and 47.....		Ash Fork and Phoenix
47 and 48,	The Oil Flyer.....	Kansas City and Tulsa
66-75-92-97 and 98-91-76-65.....		Houston and Lubbock
170 and 181.....		Phoenix and Cadiz
211 and 212,	The Tulsan.....	Kansas City and Tulsa

El Capitan (trains 21 and 22), between Chicago and Los Angeles; The Kansas Cityan and The Chicagoan (trains 11 and 12), between Chicago and Oklahoma City; The Texas Chief (trains 15 and 16), between Chicago and Galveston; The San Diegan (trains 71, 72, 73, 74, 76, 77, 78 and 79), between Los Angeles and San Diego; and the Golden Gate (trains 60, 61, 62 and 63), between Oakland and Bakersfield, carry lunch counter-dining cars or dining cars serving meals at the following prices; breakfast 85c and up; luncheon a la carte; dinner \$1.40 and up; also a la carte service.

All dining cars serve special meals for children at substantially lower prices than for adults. All dining cars are air-conditioned.

FRED HARVEY HOTELS, RESTAURANTS AND DINING STATIONS

Fred Harvey dining stations—with counter or table service, or both—are located in or near several of the passenger depots. These dining stations offer table d'hote service, breakfast 75c and up, luncheon 90c and up, dinner \$1.10 and up; also a la carte service at reasonable prices. Special children's meals available at reduced prices.

The restaurants and lunch rooms in the union terminals at Chicago, Kansas City, Houston and Los Angeles are also under

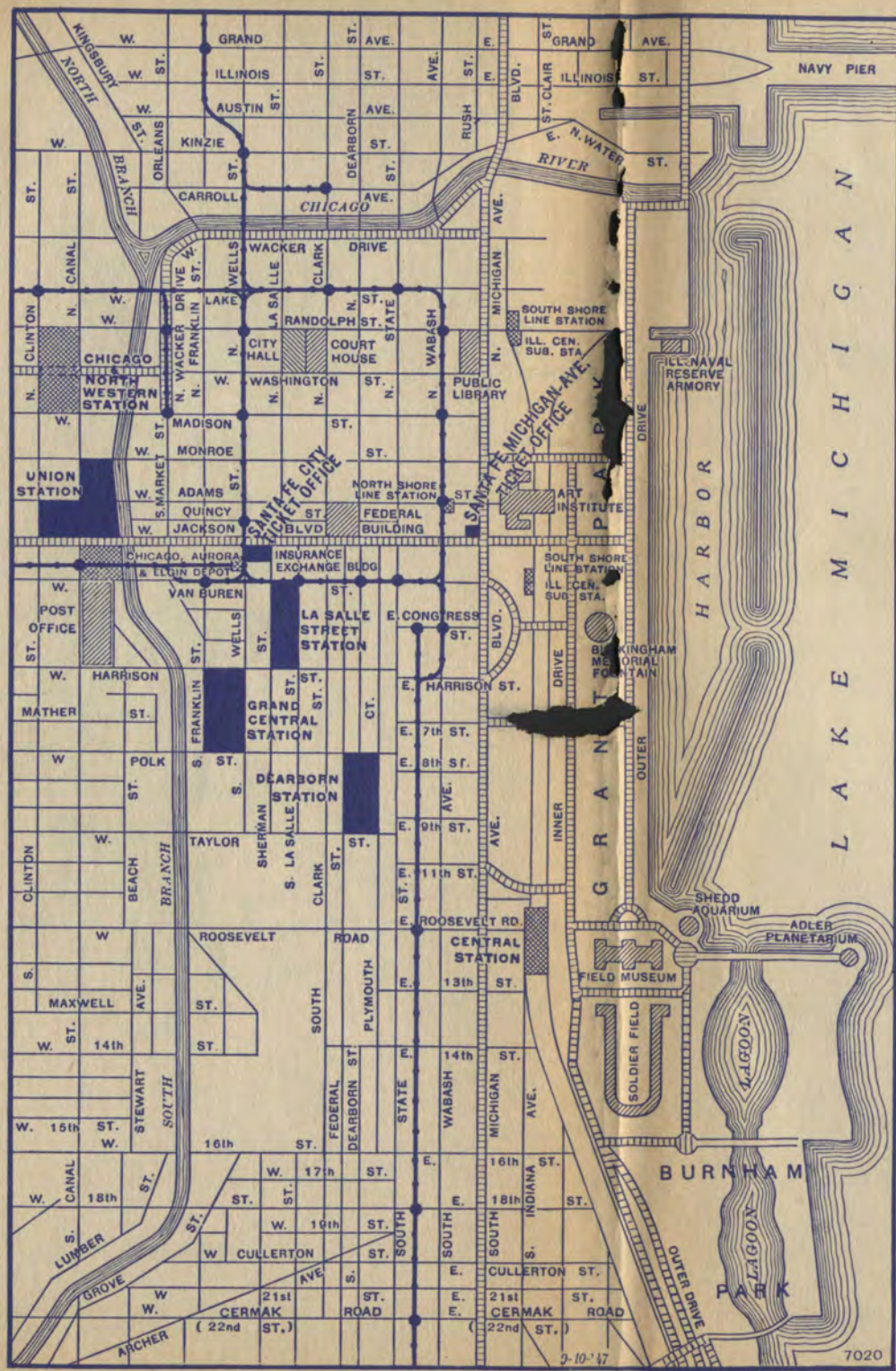
Fred Harvey
Hotels, Restaurants and Dining Rooms

	Lunch Room	Dining Room	Guest Rooms
ARIZONA			
Ash Fork (Escalante Hotel).....	89	26
Grand Canyon (Bright Angel Lodge)	225	142
Grand Canyon (El Tovar Hotel)....	250	81
Seligman (Havasut Hotel).....	28	19
Williams (Fray Marcos Hotel)....	53	68	24
Winslow (La Posada Hotel).....	116	72	70
CALIFORNIA			
Barstow (Casa del Desierto Hotel).	52	110	29
Los Angeles (Union Station).....	109	285
Needles (El Garces Hotel).....	92	26
COLORADO			
La Junta (El Otero Hotel).....	64	76	39
ILLINOIS			
Chicago (Dearborn Station).....	31	102
KANSAS			
Dodge City (El Vaquero Hotel)....	101	35
Newton.....	115
MISSOURI			
Kansas City (Union Station).....	470	145
NEW MEXICO			
Albuquerque (Alvarado Hotel)....	116	28	119
Gallup (El Navajo Hotel).....	93	154	75
Las Vegas (Castaneda Hotel).....	86	36
Santa Fe (La Fonda Hotel).....	350	147
TEXAS			
Houston (Union Station).....	84

Fred Harvey management, offering meal service at moderate prices.

The station hotels are conveniently located for business and sightseeing. Rates (European Plan) for one person range from \$2.50 per day up for rooms without bath and from \$3.50 per day up for rooms with bath.

Map showing Chicago Business District and Railroad Stations



Chicago Passenger Stations and tenant railroad lines

Dearborn Station
Polk and Dearborn Sts.

Santa Fe
Chicago & Eastern Illinois.
Chicago & Western Indiana.
Erie.
Grand Trunk.
Monon.
Wabash.

C. & N. W. Terminal
Madison and Canal Sts.

1 and 2/10 miles from Dearborn Station.
Chicago & North Western.

Grand Central Station
Harrison and Wells Sts.

3/10 mile from Dearborn Station.
Baltimore & Ohio.
Chicago Great Western.
Pere Marquette.
Soo Line.

Central Station
Roosevelt Station and Michigan Ave.

8/10 mile from Dearborn Station.
Big Four.
Illinois Central.
Michigan Central.

La Salle St. Station
La Salle and Van Buren Sts.

1/2 mile from Dearborn Station.
New York Central.
Nickel Plate.
Rock Island.

Union Passenger Station
Canal, Adams, Jackson and Clinton Sts.

1 mile from Dearborn Station.
Burlington Route.
Chicago, Milwaukee, St. Paul & Pacific.
Gulf, Mobile & Ohio R. R. (The Alton Route)
Pennsylvania Lines.

All Santa Fe passenger trains for Chicago arrive and depart from Dearborn Station, corner Polk and Dearborn streets. Two blocks north of Dearborn Station, within easy walking distance, is a regular station of the Elevated Ry. Loop Line.

General Index to Folder Contents

Altitudes of principal stations Pages 6 and 7
Chicago Passenger Stations (See inside front cover)
Chillicothe-Peoria bus schedules Page 36
Connections—With foreign line railroads. Pages 32, 33, 37, 38, 39, 40
Equipment Pages 10, 12, 13, 14, 15
Extra fares:
The Chief, The Super Chief and El Capitan Page 45
Fares and Rates:
One Way Pages 43, 44
Pullman Pages 43, 44
Round trip Page 42
Seat Rates—in Santa Fe Parlor Cars Page 44
Side trips Page 44
Information—Miscellaneous Page 41
Maps: Chicago Business District (See inside front cover)
Profile map of Santa Fe, Chicago to California. Pages 6 and 7
Santa Fe System Pages 24 and 25
Meal service—Santa Fe—Fred Harvey (See back cover)

Mileage of lines operated Pages 24 and 25
Officials of passenger department and traffic agencies Pages 46 and 47
Reference notes (Pages 8 to 36 inclusive) Pages 6 and 7
Rules for trains Nos. 17 and 18, The Super Chief; trains Nos. 19 and 20, The Chief; and No. 21 and 22, El Capitan Page 11
Rules for train No. 11, The Kansas Cityan and train No. 12, The Chicagoan between Chicago and Oklahoma City and for No. 211 and No. 212, The Tulsan, between Kansas City and Tulsa. Page 11
San Francisco—Oakland Terminal Note Page 23
Schedules:
Bus (Santa Fe Trailways) Pages 18 to 27 incl., 30, 31 and 36
Condensed Main Line Pages 8, 9 and 12 to 15 inclusive
Condensed Transcontinental Pages 8, 9 and 12
Station Index Pages 2 to 5 inclusive
Stopover information Page 41
Ticket offices—Chicago Hotels Page 47

Index of Train Service Tables

Between	And	Table Numbers	Between	And	Table Number	
Amarillo, Tex.	Sweetwater, Brownwood, Temple, Ft. Worth, Dallas, Houston and Galveston.	79	Galveston-Houston, Tex. (Concluded)	Ft. Worth, Dallas, Newton, La Junta and Denver	L,65,64,2,3,9	
	Wellington, Wichita, Newton, Kansas City and Chicago.	A,B,1,2,7	Kansas City, Mo.	Chicago.	A,B,1	
	Clovis, Belen, San Francisco, Los Angeles and San Diego.	A,B,I,7,6,4,2,1		Chanute, Independence and Tulsa.	F,2,8	
	Williams, Grand Canyon and Los Angeles.	A,B,4,5,3		La Junta, Pueblo, Colorado Springs and Denver	A,B,2,3,9	
	Belen, Albuquerque, and El Paso.	7,10		La Junta, Albuquerque and El Paso.	2,3,7,10	
	Ft. Worth, Dallas.	N		Albuquerque, Ash Fork, Prescott and Phoenix	A,B,2,3,11	
Chicago, Ill.	Kansas City.	A,B,1		La Junta, Albuquerque, Barstow, Los Ang., San Diego and San Francisco.	A,B,2,3,4,5,5a,6	
	Kansas City, Independence and Tulsa.	F,1,8		Wichita, Wellington, Amarillo, Clovis, Belen, Los Angeles, San Diego and San Francisco.	A,B,2,7,4,5,5a,6	
	Kansas City, Pueblo, Colorado Springs and Denver.	K,1,2,3,9		Grand Canyon, Los Angeles, San Diego and San Francisco.	A,B,4,5,3	
	Kan. City, Newton, Wichita, Okla. City, Ft. Worth, Dallas, Houston and Galveston.	D,1,2,64,65		Newton, Wichita, Oklahoma City, Ft. Worth, Dallas, Houston and Galveston.	D,2,64,65	
	Kansas City and El Paso.	1,2,3,7,10		San Diego.	P,5a	
	Kansas City, Ash Fork, Prescott and Phoenix.	A,B,1,2,3,4,11		Bakersfield, Oakland and San Francisco.	O,6	
	Kansas City, La Junta, Albuquerque, Barstow, San Francisco, Los Angeles and San Diego.	A,B,1,2,3,4,5,5a,6		Cadiz, Parker and Phoenix.	H,12	
	Kansas City, Wichita, Wellington, Amarillo, Clovis, Belen, San Francisco, Los Angeles, and San Diego.	A,B,1,2,7,4,5,5a,6		Albuquerque, La Junta, Colorado Springs and Denver.	J,5,4,3,9	
	Kansas City, Grand Canyon, San Francisco, Los Angeles and San Diego.	A,B,4,5,3		Albuquerque, La Junta, Newton, Wichita, Oklahoma City, Ft. Worth, Dallas, Houston and Galveston.	E,5,4,3,64,65	
Dallas-Ft. Worth, Tex.	Houston and Galveston.	D,65		Belen, Clovis, Amarillo, Wellington, Wichita, Kansas City and Chicago.	A,B,I,5,4,7,2,1	
	Brownwood and San Angelo.	M,67		Belen, Clovis, Amarillo, Wellington, Wichita, Kansas City and Chicago.	A,B,I,5,4,7,2,1	
	Sweetwater and Amarillo.	N,79	Phoenix, Ariz.	Los Angeles, San Francisco, San Diego.	H,12,4,5,5a	
	Sweetwater, Belen, San Francisco, Los Angeles and San Diego.	65,79,7,4,5,5a,6		Ash Fork, La Junta, Kansas City and Chicago.	A,B,4,3,2,1	
	Oklahoma City, Wichita, Newton, Kansas City, Albuquerque, Los Angeles, San Diego and San Francisco.	E,64,2,3,4,5,5a,6		Los Angeles.	P,5a	
	San Francisco.	L,9,3,2,64,65	San Francisco, Calif.	Bakersfield and Los Angeles.	O,6	
	Newton, La Junta, Pueblo, Colorado Springs and Denver.	L,64,2,3,9		Barstow, Albuquerque, Kansas City and Chicago.	A,B,6,4,3,2,1	
Denver, Colo.	La Junta, Kansas City and Chicago.	K,9,3,2,1		Barstow, Belen, Clovis, Amarillo, Kansas City and Chicago.	A,B,I,6,4,7,64,2,1	
	La Junta, Newton, Wichita, Oklahoma City, Ft. Worth, Dallas, Houston and Galveston.	L,9,3,2,64,65		Barstow, Grand Canyon, Kansas City and Chicago.	A,B	
	La Junta, Albuquerque and El Paso.	9,3,10		Barstow, Belen, Clovis, Lubbock, Sweetwater, Ft. Worth, Dallas, Houston, Galveston and New Orleans.	G,6,4,7,79,65	
	Colorado Springs, La Junta, Albuquerque, Barstow, Los Angeles, San Diego and San Francisco.	J,9,3,4,5,5a,6		Barstow, Cadiz and Phoenix.	H,12	
El Paso, Tex.	Belen, Albuquerque, Newton, Kansas City and Chicago.	Q,A,B,10,1,2,3		Barstow, La Junta, Pueblo, Colorado Springs and Denver.	J,6,4,3,9	
	Belen, Albuquerque, Barstow, Los Angeles, San Diego and San Francisco.	Q,A,B,10,3,4,5,5a,6		Barstow, La Junta, Newton, Wichita, Oklahoma City, Ft. Worth, Dallas, Houston and Galveston.	E,6,4,3,2,64,65	
Galveston-Houston, Tex.	Ft. Worth, Dallas, Oklahoma City, Wichita, Newton, Kansas City and Chicago.	D,65,64,2,1		Tulsa, Okla.	Independence, Chanute, Kansas City and Chicago.	F,8,1
	Temple, Brownwood, Sweetwater, Clovis and Amarillo.	65,79		Williams, Ariz.	Grand Canyon.	4,53
	Temple, Clovis, Belen, Barstow, Los Angeles, San Diego and San Francisco.	G,65,79,7,4,5,5a,6				
	Dallas, Ft. Worth, Oklahoma City, Wichita, Newton, La Junta, Albuquerque, Los Angeles, San Diego and San Francisco.	E,65,64,3,4,5,5a,6				

Table with 2 columns: City/State and Count. Includes entries like 'Lac Jac, Cal., 62', 'Ladonia, Tex., 70', 'Ladite, Tex., 77', etc.

Table with 2 columns: City/State and Count. Includes entries like 'Longworth, Tex., 78', 'Lora, Tex., 48', 'Lord, Tex., 81', etc.

Table with 2 columns: City/State and Count. Includes entries like 'Matfield Green, Kans., 26', 'Matoaka, Okla., 3', 'Mathews, Tex., 77', etc.

Table with 2 columns: City/State and Count. Includes entries like 'Mountainair, N. M., 7', 'Mudge, Okla., 48', 'Muir, Cal., 6', etc.

Table with 2 columns: City/State and Count. Includes entries like 'Olathe, Kans., F, 2, 8', 'Olander, Cal., 6', 'Olga, Cal., 5', etc.

Table with 2 columns: City/State and Count. Includes entries like 'Phoenix, Ariz. A, B, H, J, 4, 11, 12', 'Pica, Ariz., 4', 'Piedmont, Ariz., 11', etc.

Table with 2 columns: City/State and Count. Includes entries like 'Ramona, Okla., 8', 'Ramsgate, Ariz., 11', 'Ranchland, Tex., 78', etc.

Table with 2 columns: City/State and Count. Includes entries like 'Sabinal, N. M., 10', 'Sachse, Tex., 70', 'Saffordville, Kans., 2, 25, 26', etc.

Table with 2 columns: City/State and Count. Includes entries like 'Shilling, Cal., 6', 'Shirley, Cal., 6', 'Shoemaker, N. M., 3', etc.

Table with 2 columns: City/State and Count. Includes entries like 'Surrey, Ill., 1', 'Susank, Kans., 30', 'Sutton, Kans., 3', etc.

Table with 2 columns: City/State and Count. Includes entries like 'Upland, Cal., 18', 'Upola, Kans., 5', 'Usado, Cal., 17', etc.

Table with 2 columns: City/State and Count. Includes entries like 'Wellman, Tex., 88', 'Wells, Kans., 28', 'Wellsview, Kans., 2, 8', etc.

Table with 2 columns: City/State and Count. Includes entries like 'Zarah, Kans., 2, 8', 'Zediker, Cal., 2', 'Zenda, Kans., 33', etc.

PROFILE OF SANTA FE



Altitude of Principal Stations

Missouri River and East

Chicago	593
Ft. Madison	523
Galesburg	755
Joliet	549
Kansas City	781

Kansas

Arkansas City	1073
Dodge City	2486
Florence	1270
Great Bend	1848
Hutchinson	1530
Newton	1445
Syracuse	3229
Topeka	889
Wichita	1312

Oklahoma

Alva	1349
Ardmore	873
Bartlesville	685

Oklahoma	Texas	Texas	Colorado
Guthrie	940	Amarillo	3662
Oklahoma City	1196	Ballinger	1684
Pauls Valley	874	Beaumont	21
Perry	996	Brenham	330
Ripley	821	Brownwood	1342
Shawnee	1014	Canadian	2344
Tulsa	700	Cleburne	761
Wichita	1312	Dallas	431
		El Paso	3709
		Ft. Worth	605
		Gainesville	734
		Galveston	6
		Houston	54
		Lampasas	1017
		Lubbock	3195
		McGregor	711
		Morgan	720
		Navasota	215
		Paris	564
		Plainview	3369
		Presidio	2592
		San Angelo	1851
		Sweetwater	2145
		Temple	699
		Weatherford	1010
		Canon City	5323
		Colorado Springs	5990
		Denver	5200
		La Junta	4059
		Lamar	3616
		Palmer Lake	7233
		Pueblo	4673
		Trinidad	5990
		Albuquerque	4953
		Belen	4806
		Carlsbad	3105

REFERENCE NOTES FOR PAGES 8 TO 36, INCLUSIVE

The following conditional stop notes apply to paying passengers only.

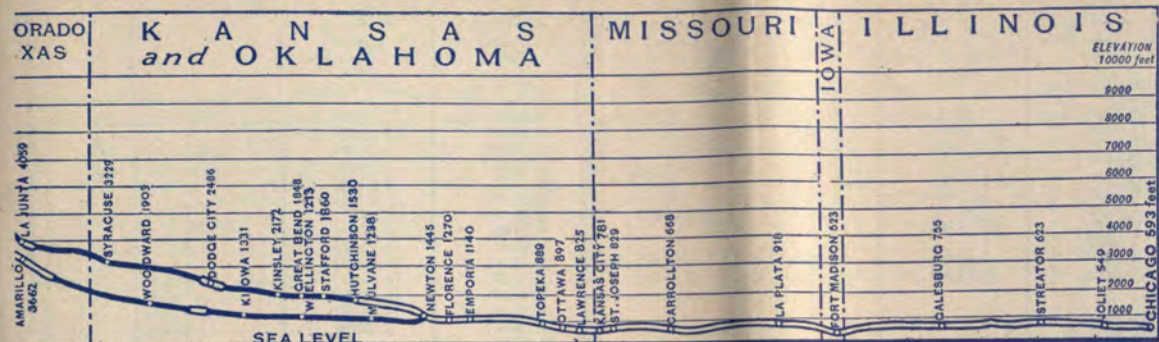
- Fred Harvey Meal Stop.
- || Meal Stop (Not Fred Harvey Service).
- Stops to discharge from La Junta and beyond or receive for Kansas City and beyond.
- † Operating Stop only.
- ⊕ Motor Coach service. Regular railroad tickets may be exchanged at Williams or Grand Canyon for Motor Coach tickets without additional charge. Certain employee and other Special Rate Tickets will be exchanged only on payment of the difference.
- ± No. 22 stops at Ash Fork to receive passengers from Prescott and points south for Albuquerque and beyond.
- ▲ Via Texas Motor Coaches.
- ⊗ Taxi service provided between Ottawa Junction and Ottawa for passengers making connections to or from points Ottawa Junction and south, or to or from points intermediate Ottawa Junction-Lawrence, or to or from points intermediate Ottawa Junction-Kansas City. Checked baggage will not be handled via taxi cab service.
- ♥ Stops to discharge passengers from Los Angeles.
- # Passengers from main line destined Fort Lyon should buy tickets to Las Animas, via main line. From here they get to Fort Lyon by automobile quickly and at little expense.
- ⊙ Stops to receive passengers for Ponca City and beyond.
- ★ Via Intercity Transit Lines.
- £ Bus does not go into town, stops at corner only.
- † Connecting train.
- ⊠ Stops to receive passengers for scheduled stops in California, See Rules page 11.
- % Stops to receive passengers for Kansas City and beyond and to discharge passengers.

- ◆ Stops to discharge passengers from beyond Las Animas.
- ‡ Stops to discharge passengers from Albuquerque or beyond or receive for Barstow and beyond.
- C.S.T. Central Standard Time.
- M.S.T. Mountain Standard Time.
- P.S.T. Pacific Standard Time.
- ① Bus leaving Prescott 7.10 a.m., arrives Ash Fork 8.50 a.m.
- ② Stops to receive passengers for Raton and beyond or discharge passengers from La Junta and beyond.
- ④ Motor Coach. Passengers from train No. 23 for Long Beach transfer at Fullerton at 9.51 a.m., to Motor Coach leaving Fullerton 10.00 a.m., arriving Long Beach 11.05 a.m.
- ⑤ Via Train No. 23 Barstow to Bakersfield, then Train No. 61 Bakersfield to San Francisco. No. 23 arrives Bakersfield 10.50 a.m. No. 61 leaves Bakersfield 11.20 a.m.
- ⑦ Via Denver-Colorado Springs-Pueblo Trailways, connections made at Trinidad.
- ⑩ Via Train No. 60 San Francisco to Bakersfield, then Train No. 24 Bakersfield to Barstow.
- a Santa Fe Trailways Motor Coach service.
- b Stops to receive passengers for La Junta and beyond.
- c Stops to discharge passengers from Stockton and beyond.
- d Stops to discharge passengers from Belen and beyond or to receive for Barstow and beyond.
- e Stops to discharge passengers from Houston and beyond and to receive passengers for points west of Coleman.
- f Flag stop to receive or discharge paying passengers.
- g Stops to receive passengers for New Mexico, Arizona or California points where this train is scheduled to stop.

- h Stops to receive passengers for beyond La Junta or discharge from Albuquerque and beyond.
- i Stops to discharge from Kansas City and beyond or receive for La Junta and beyond.
- j Stops to discharge passengers from points west of Coleman and to receive passengers for Houston and beyond.
- k Passengers from San Diego, Del Mar, Oceanside and Santa Ana destined Williams; also Belen and beyond who wish to use train No. 24 transfer from No. 73 at Fullerton 1.47 p.m. to train No. 24 leaving Fullerton 2.05 p.m.
- m Stops to receive passengers for Albuquerque and beyond.
- n Stops to receive passengers for Albuquerque or beyond or to discharge from Barstow and beyond.
- p Stops to receive passengers for Kansas City and beyond or discharge passengers from Chanute and beyond.
- q Stops to receive passengers for beyond Las Animas.
- r Stops to discharge passengers from Newton and beyond.
- t Stops to receive passengers for Williams and beyond or for points between Cadiz and Phoenix.
- u Stops to receive passengers for Gainesville and beyond or discharge passengers from Oklahoma City and beyond.
- v Stops to receive passengers for Wichita and beyond or to discharge passengers from Chicago.
- w Stops to receive passengers for Kansas City and beyond.
- y Stops to discharge passengers from Kansas City and beyond or receive passengers for Chanute and beyond.
- A This Motor Coach arrives and departs Oakland at 1801 Telegraph St.
- B Stops to receive passengers for Newton and beyond.
- C Stops to receive passengers for Oklahoma City and beyond or discharge passengers from Gainesville and beyond.

(Continued on page 7.)

BETWEEN CHICAGO AND CALIFORNIA



New Mexico	New Mexico	Arizona	Arizona
Clovis	4263	Raton	6638
Continental Divide	7248	Tunnel Raton	7622
Deming	4334	Roswell	3566
Fort Sumner	4064	San Marcial	4460
Gallup	5505	Santa Fe	6969
Glorieta	7437	Silver City	5859
Laguna	5851	Socorro	4593
Lamy	6478	Springer	5832
Las Cruces	3897	Texico	4142
Las Vegas	6400	Vaughn	5958
Mountainair	6492	Willard	6101
		Adamana	5306
		Ash Fork	5143
		Canyon Diablo	5431
		Castle Hot Springs	2008
		Clarkdale	3461
		Congress Jct.	3068
		Copper	5059
		Drake	4689
		Flagstaff	6896
		Grand Canyon Rim	7000
		at Colorado River	2500
		Holbrook	5079
		Kingman	3337
		Parker	459
		Peach Springs	4791
		Phoenix	1081
		Prescott	5367
		Seligman	5242
		Skull Valley	4318
		Wickenburg	2116
		Williams	6762
		Winslow	4856

California

Arrowhead Springs	2000
Bagdad	789
Bakersfield	403
Barstow	2106
Colton	982
Fresno	294
Goffs	2585
Hanford	247
Hesperia	3193
Highland	1317
Los Angeles	279
Mojave	2758
Needles	483
Orange	180
Pasadena	830
Redlands	1351
Riverside	876
San Bernardino	1079
San Diego	14
San Francisco	8
Stockton	17
Summit (Cajon Pass)	3822
Tehachapi	3974
Tulare	290
Upland	1208
Visalia	333
Yosemite	4000 to 9000

REFERENCE NOTES FOR PAGES 8 TO 36, INCLUSIVE

The following conditional stop notes apply to paying passengers only.

- D Stops to receive passengers for Belen and beyond or discharge from Barstow and beyond.
- E Stops to receive passengers for west of Brownwood.
- F Stops to discharge passengers from Prescott and beyond or receive for Clovis and beyond.
- G Stops to receive passengers for Dodge City and beyond or discharge passengers from beyond La Junta.
- H Stops to receive passengers for Kansas City and beyond or to discharge passengers from beyond Chicago.
- I Stops to discharge passengers from Kansas City and beyond or receive for Barstow and beyond.
- J No. 21 stops at Ash Fork 10.30 p.m. to discharge passengers from Albuquerque and beyond destined south of Ash Fork.
- K Gateway to Hollywood, Beverly Hills, Glendale and Santa Monica.
- L Stops to receive passengers for Williams and beyond.
- M Passengers from Long Beach make connection with train No. 24 at Fullerton. Motor Coach leaves Long Beach 12.30 p.m., arrives Fullerton 1.35 p.m. No. 24 leaves Fullerton 2.05 p.m.
- N Stops to discharge passengers from Belen and beyond.
- O Stops to receive passengers for beyond La Junta, Colo.
- P Stops to discharge passengers from Arizona and California points.
- Q Stops to discharge passengers from beyond Kansas City.
- R Stops to discharge passengers from west of Brownwood.
- T Stops to receive passengers for Belen and beyond.
- U Stops to discharge passengers from beyond La Junta.
- V Daily Motor Coach service, (during season), between Castle Hot Springs Depot and Castle Hot Springs and vice versa.
- W Stops to receive passengers for Las Animas and beyond.
- X Stops to discharge passengers from Las Animas and beyond.
- Y Stops to discharge passengers from Bakersfield and beyond or receive for Seligman and beyond.

- aa Stops to receive passengers for beyond Bakersfield or to discharge from Stockton; also Richmond and beyond.
- cc Stops to receive passengers for beyond Chicago.
- ee Interstate passengers from Colton, Riverside or Redlands are transported via limousine without charge to San Bernardino upon application to ticket agents at Colton, Riverside or Redlands.
- ff Stops to receive passengers for Santa Ana, Los Angeles and beyond.
- gg Stops to discharge passengers from Los Angeles or Santa Ana.
- fi Stops to discharge passengers from Wichita and beyond.
- jj Stops to receive passengers for Colorado Springs, Pueblo or beyond.
- kk Stops to receive passengers for Bakersfield and beyond, San Bernardino and beyond, or to discharge from Belen and beyond.
- ll Stops to receive passengers for Kansas City and beyond or discharge from Barstow and beyond.
- mm Stops to discharge passengers from Belen and beyond to receive passengers for Amarillo and beyond.
- nn Stops to receive passengers for San Bernardino and beyond.
- qq Stops to receive for Dodge City or beyond or discharge from Pueblo and beyond.
- rr Stops to discharge passengers from Amarillo and beyond and to receive passengers for Belen and beyond.
- ss Stops to discharge from Trinidad and beyond or receive for Gallup and beyond.
- tt Stops to discharge passengers from Bakersfield and beyond or San Bernardino and beyond.
- uu Stops to discharge passengers from Williams or beyond or from points between Phoenix and Cadiz.
- vv Stops to discharge passengers from Gallup and beyond or to receive passengers for Trinidad and beyond.

- ww Stops to discharge passengers from La Junta and beyond
- yy Stops to receive passengers for Barstow and beyond.
- AA Stops to receive passengers for beyond Bakersfield or discharge from beyond Seligman.
- BB Stops to receive passengers for beyond Albuquerque or Belen and discharge from beyond Bakersfield.
- CC Stops to receive passengers for west and south of Newton.
- DD Stops to discharge passengers from south and west of Newton.
- GG Stops to discharge passengers from beyond Chanute.
- HH Stops to discharge passengers from Albuquerque and beyond.
- II Stops to discharge passengers from east of Barstow or west of Bakersfield.
- LL Stops to receive passengers for Albuquerque and beyond or discharge passengers from Seligman and beyond.
- MM Stops to receive passengers for Prescott and beyond or discharge from Clovis and beyond.
- NN Stops to discharge passengers from Williams, also from Belen and beyond.
- RR Passengers holding interstate tickets to Colton, Riverside or Redlands, or to destinations beyond via those points will be transported between San Bernardino and Colton, Riverside or Redlands via limousine without charge upon application to San Bernardino ticket agent.
- TT Stops to receive passengers for Pueblo and beyond or discharge passengers from Dodge City and beyond.
- UU Stops to discharge passengers from scheduled stops in California.
- WW Stops to receive passengers for Los Angeles or discharge from Williams, also Belen and beyond.
- XX Stops to discharge passengers from Bakersfield and beyond.
- YY Stops to discharge passengers from Barstow and beyond.

Westbound Condensed Schedules Transcontinental Trains

Miles	Table A		No. 23 The Grand Canyon Non Extra Fare Train		No. 19 The Chief Extra Fare Standard Sleeping Cars only Daily Example		No. 21 El Capitan Extra Fare Coach Passengers only Daily Example		No. 17 The Super Chief Extra Fare Standard Sleeping Cars only Daily Example		No. 1 The Scout Non Extra Fare Train Daily Example		No. 3 California Limited Non Extra Fare Train Daily Example	
			Daily Example		Daily Example		Daily Example	Daily Example		Daily Example		Daily Example		Daily Example
0	Lv Chicago (C.S.T.)		12 01 PM Sun		1 30 PM Sun		5 45 PM Sun		7 00 PM Sun		9 00 PM Sun		12 20 AM Sun	
37.5	" Joliet		12 55 PM "		2 20 PM "		6 28 PM "		7 55 PM "		9 55 PM "		12 20 AM Mon	
89.6	" Streator		1 40 PM "		3 10 PM "		7 12 PM "		8 30 PM "		10 30 PM "		1 10 AM Mon	
130.1	" Chillicothe		2 40 PM "		4 10 PM "		8 12 PM "		9 30 PM "		11 30 PM "		2 10 AM Mon	
177.5	" Galesburg, Ill.		3 35 PM "		5 05 PM "		9 07 PM "		10 25 PM "		12 25 PM "		3 10 AM Mon	
232.9	" Ft. Madison, Ia.		4 30 PM "		6 00 PM "		10 02 PM "		11 20 PM "		1 20 AM Mon		4 10 AM Mon	
234.6	" Shopton		4 50 PM "		6 20 PM "		10 22 PM "		11 40 PM "		1 40 AM Mon		4 30 AM Mon	
347.3	" Marceline		7 00 PM "		8 30 PM "		12 32 PM "		1 50 PM Mon		3 50 PM Mon		5 30 AM Mon	
411.3	" Henrietta		8 08 PM "		9 38 PM "		1 30 AM Mon		2 48 AM Mon		4 48 AM Mon		6 30 AM Mon	
451.1	" Kansas City		9 15 PM "		10 45 PM "		2 30 AM Mon		3 48 AM Mon		5 48 AM Mon		7 30 AM Mon	
451.1	" Kansas City, Mo.		9 45 PM "		11 15 PM "		3 00 AM Mon		4 18 AM Mon		6 18 AM Mon		8 00 AM Mon	
490.8	" Lawrence, Kan.													
516.9	" Topeka													
578.2	" Emporia		11 45 PM Mon		12 15 AM Mon									
608.0	" Florence													
636.2	" Newton				1 45 AM "		3 50 AM "		5 58 AM "		7 58 AM "		9 40 AM "	
669.1	" Hutchinson				2 20 AM "		4 18 AM "		6 16 AM "		8 16 AM "		10 00 AM "	
789.3	" Dodge City (C.S.T.)				4 15 AM "		6 13 AM "		8 11 AM "		10 11 AM "		12 00 AM "	
789.3	" Dodge City (M.S.T.)				3 20 AM "		5 01 AM "		6 59 AM "		8 59 AM "		10 50 AM "	
839.2	" Garden City													
890.7	" Syracuse, Kan.													
991.7	" La Junta, Colo.				6 25 AM "		7 42 AM "		8 57 AM Mon		10 12 AM Mon		11 27 AM Mon	
0	Lv Denver						a 12 01 AM Mon						7 50 PM Mon	
74.8	" Colorado Springs						a 1 55 AM "						10 00 PM "	
119.3	" Pueblo						a 2 55 AM "						11 05 PM "	
183.2	" Ar La Junta						a 4 30 AM "						12 30 AM Tues	
0	Lv La Junta				6 35 AM Mon		7 47 AM Mon		9 02 AM Mon		10 17 AM Mon		11 32 AM Mon	
991.7	" Ar La Junta				8 05 AM "		9 05 AM "		10 20 AM "		11 35 AM "		12 50 AM Tues	
1073.5	" Trinidad, Colo.				9 10 AM "		10 04 AM "		11 19 AM "		12 34 AM "		1 49 AM Tues	
1096.3	" Raton, N. M.				11 10 AM "		12 04 PM "		1 19 PM "		2 34 PM "		3 49 PM Tues	
1206.3	" Las Vegas				1 07 PM "		1 50 PM "		3 05 PM "		4 20 PM "		5 35 PM Tues	
1270.5	" Ar Lamy													
1288.6	" Ar Santa Fe (Motor Coach)				2 00 PM Mon		2 40 PM Mon		3 55 PM Mon		5 10 PM Mon		6 25 PM Mon	
1338.1	" Ar Albuquerque				2 20 PM Mon		3 10 PM Mon		4 25 PM Mon		5 40 PM Mon		6 55 PM Mon	
636.2	Lv Newton (C.S.T.)		1 10 AM Mon				a 12 01 AM Mon						7 50 PM Mon	
663.4	" Wichita		2 05 AM "				a 1 55 AM "						10 00 PM "	
697.5	" Wellington, Kan.		3 20 AM "				a 2 55 AM "						11 05 PM "	
912.5	" Canadian, Tex.		7 35 AM "				a 4 30 AM "						12 30 AM Tues	
956.3	" Pampa		8 21 AM "										1 49 AM Tues	
1010.4	" Amarillo, Tex.		9 40 AM "										3 04 AM Tues	
1114.1	" Ar Clovis N. M. (C.S.T.)		11 40 AM "										4 19 AM Tues	
1114.1	" Ar Clovis (M.S.T.)		11 40 AM "										5 34 AM Tues	
1244.9	" Vaughn		1 20 PM "										6 49 AM Tues	
1333.9	" Ar Belen		3 40 PM "										8 04 AM Tues	
1338.1	Lv Albuquerque				2 30 PM Mon		3 20 PM Mon		4 35 PM Mon		5 50 PM Mon		7 05 PM Mon	
1499.2	" Gallup, N. M.		6 23 PM Mon		5 05 PM Mon		6 52 PM Mon		8 07 PM Mon		9 22 PM Mon		10 37 PM Mon	
1594.7	" Holbrook, Ariz.		7 50 PM "										11 52 PM Mon	
1627.1	" Winslow		8 35 PM "										12 37 PM Mon	
1685.5	" Flagstaff		10 02 PM "										1 22 PM Tues	
1719.4	" Ar Williams		11 00 PM "										2 17 PM Tues	
1719.4	Lv Williams		4 15 AM Tues		4 15 AM Tues		4 15 AM Tues		4 15 AM Tues		4 15 AM Tues		4 15 AM Tues	
1783.7	" Ar Grand Canyon		7 00 AM "		7 00 AM "		7 00 AM "		7 00 AM "		7 00 AM "		7 00 AM Tues	
0	Lv Grand Canyon		8 00 PM Mon		4 45 PM Mon		4 45 PM Mon		8 00 PM Mon		4 45 PM Mon		8 00 PM Tues	
64.3	" Ar Williams		10 20 PM "		6 45 PM "		6 45 PM "		10 20 PM "		6 45 PM "		10 20 PM Tues	
1719.4	Lv Williams		11 20 PM Mon		7 15 PM Mon		7 15 PM Mon		11 20 PM Mon		7 15 PM Mon		11 20 PM Tues	
1742.4	" Ar Ash Fork		12 10 AM Tues		10 05 PM "		10 30 PM "		12 10 AM Tues		10 30 PM "		12 10 AM Tues	
1742.4	Lv Flagstaff													
1742.4	" Ar Ash Fork		1 00 AM Tues		1 00 AM Tues		1 00 AM Tues		1 00 AM Tues		1 00 AM Tues		1 00 AM Tues	
1799.5	" Ar Prescott		3 00 AM "		3 00 AM "		3 00 AM "		3 00 AM "		3 00 AM "		3 00 AM Tues	
1936.8	" Ar Phoenix		8 00 AM "		8 00 AM "		8 00 AM "		8 00 AM "		8 00 AM "		8 00 AM Tues	
1742.4	Lv Ash Fork		12 10 AM Tues		10 20 PM Mon		10 30 PM Mon		12 10 AM Tues		10 30 PM Mon		12 10 AM Tues	
1769.8	" Ar Seligman (M.S.T.)		12 50 AM "		11 05 PM "		11 10 PM "		12 50 AM "		11 10 PM "		12 50 AM Tues	
1769.8	Lv Seligman, Ariz. (P.S.T.)		11 53 PM Mon		10 14 PM "		10 12 PM "		11 53 PM Mon		10 12 PM "		11 53 PM Tues	
1918.8	" Ar Needles, Cal.		2 45 AM Tues		1 10 AM Tues		12 46 AM "		2 45 AM Tues		1 10 AM Tues		2 45 AM Tues	
2086.4	" Ar Barstow		6 00 AM "		4 15 AM "		3 35 AM "		6 00 AM "		4 15 AM "		6 00 AM Tues	
2086.4	Lv Barstow		6 30 AM "		4 30 AM "		3 45 AM "		6 30 AM "		4 30 AM "		6 30 AM Tues	
2167.5	" Ar San Bernardino		8 40 AM "		6 30 AM "		5 45 AM "		8 40 AM "		6 30 AM "		8 40 AM Tues	
2217.8	" Ar Pasadena				7 55 AM "		6 57 AM "							
0	Lv Pasadena (Motor Coach)				a 8 20 AM Tues		a 7 20 AM Tues		a 8 20 AM Tues		a 7 20 AM Tues		a 8 20 AM Tues	
26.5	" Ar Long Beach		11 05 AM Tues		a 9 35 AM "		a 8 35 AM "		11 05 AM Tues		a 9 35 AM "		11 05 AM Tues	
2223.7	" Ar Los Angeles (P.S.T.)		10 40 AM Tues		8 30 AM Tues		7 30 AM Tues		10 40 AM Tues		8 30 AM Tues		10 40 AM Tues	
0	Lv Los Angeles (P.S.T.)		No. 74 11 45 AM Tues		No. 74 11 45 AM Tues		No. 72 8 00 AM Tues		No. 74 11 45 AM Tues		No. 72 8 00 AM Tues		No. 72 8 00 AM Tues	
127.9	" Ar San Diego (P.S.T.)		2 30 PM "		2 30 PM "		10 45 AM "		2 30 PM "		10 45 AM "		10 45 AM Tues	
2086.4	Lv Barstow (P.S.T.)		No. 23-61 6 20 AM Tues		No. 23-61 6 20 AM Tues		No. 23-61 6 20 AM Tues		No. 23-61 6 20 AM Tues		No. 23 6 20 AM Tues		No. 23 6 20 AM Tues	
2227.4	" Ar Bakersfield		10 50 AM "		10 50 AM "		10 50 AM "		10 50 AM "		10 50 AM "		10 50 AM Tues	
2227.4	Lv Bakersfield		11 20 AM "		11 20 AM "		11 20 AM "		11 20 AM "		11 20 AM "		11 20 AM Tues	
2337.8	" Ar Fresno		1 02 PM "		1 02 PM "		1 02 PM "		1 02 PM "		1 02 PM "		1 02 PM Tues	
2395.8	" Ar Merced		2 04 PM "		2 04 PM "		2 04 PM "		2 04 PM "		2 04 PM "		2 04 PM Tues	
2461.1	" Ar Stockton		3 07 PM "		3 07 PM "		3 07 PM "		3 07 PM "		3 07 PM "		3 07 PM Tues	
2537.3	" Ar Berkeley		4 50 PM "		4 50 PM "		4 50 PM "		4 50 PM "		4 50 PM "		4 50 PM Tues	
2540.2	" Ar Oakland		5 00 PM "		5 00 PM "		5 00 PM "		5 00 PM "		5 00 PM "		5 00 PM Tues	
2547.2	" Ar San Francisco (P.S.T.)		5 25 PM "		5 25 PM "		5 25 PM "		5 25 PM "		5 25 PM "		5 25 PM Tues	

Rules for Trains No. 17, 18, 19, 20, 21 and 22 shown on Page 11.
For explanation of Reference Marks see pages 6 and 7.

Eastbound Condensed Schedules Transcontinental Trains

Miles	Table B		No. 20 The Chief Extra Fare Standard Sleeping Cars only Daily Example		No. 22 El Capitan Extra Fare Coach Passengers only Daily Example		No. 24 The Grand Canyon Non Extra Fare Daily Example		No. 4 California Limited Non Extra Fare Daily Example		No. 18 The Super Chief Extra Fare Standard Sleeping Cars only Daily Example		No. 2 The Scout Non Extra Fare Daily Example	
			Daily Example		Daily Example		Daily Example	Daily Example		Daily Example		Daily Example		Daily Example
0	Lv San Diego (P.S.T.)		No. 71 8 00 AM Sun.		No. 71 8 00 AM Sun.		No. 73 11 45 AM Sun.		No. 77 3 45 PM Sun.		No. 77 3 45 PM Sun.		No. 77 3 45 PM Sun.	
127.9	" Ar Los Angeles		10 45 AM "		10 45 AM "		1 30 PM "		6 30 PM "		6 30 PM "		6 30 PM Sun.	
0	Lv Los Angeles (P.S.T.)		No. 20 12 30 PM Sun.		No. 22 1 30 PM Sun.		No. 24 1 30 PM Sun.		No. 4 7 00 PM Sun.		No. 18 8 00 PM Sun.		No. 2 8 15 PM Sun.	
0	Lv Long Beach (Motor Coach)		a 11 25 AM Sun.		a 11 25 AM Sun.		M 12 30 PM Sun.		a 5 45 PM Sun.		a 6 40 PM Sun.		a 6 40 PM Sun.	
26.5	" Ar Pasadena		a 12 40 PM "		a 12 40 PM "				a 7 00 PM "		a 7 55 PM "		a 7 55 PM Sun.	
9.1	Lv Pasadena		1 00 PM Sun.		1 58 PM Sun.				7 30 PM Sun.		8 28 PM Sun.		8 43 PM Sun.	
59.5	Lv San Bernardino		2 18 PM "		3 05 PM "				8 55 PM "		9 35 PM "		10 08 PM Sun.	
140.5	" Ar Barstow		4 28 PM "		4 55 PM "				11 10 PM "		11 25 PM "		12 20 AM Mon.	
0	Lv San Francisco (P.S.T.)						No. 60-24 9 30 AM Sun.		No. 2 9 30 AM Sun.		No. 2 9 30 AM Sun.		No. 2 9 30 AM Sun.	
7.0	" Oakland						8 22 AM "		9 55 AM "		9 55 AM "		9 55 AM Sun.	
9.9	" Berkeley						8 32 AM "		10 05 AM "		10 05 AM "		10 05 AM Sun.	
86.1	" Stockton						10 12 AM "		12 20 PM "		12 20 PM "		12 20 PM Sun.	
151.4	" Ar Merced						2 04 PM "		2 04 PM "		2 04 PM "		2 04 PM Sun.	
209.4														

Transcontinental Train Equipment

SUPER CHIEF

Trains 17 and 18

Chicago, Kansas City and Los Angeles

Extra-fare, all-private room and suites streamliner service. Valet, Barber service, Shower bath, Maid-Manicure service

Dormitory Baggage Lounge Car.....	Chicago and Los Angeles.
Sleeping Car.....	Chicago and Los Angeles—2 D. R., 4 Comps., 4 Double Bedrooms. (Three cars.)
Dormitory Lounge Car.....	Chicago and Los Angeles.
Dining Car.....	Chicago and Los Angeles. Serves all meals. (Fred Harvey Service.)
Sleeping Car.....	Chicago and Los Angeles—10 Roomettes, 3 Double Bedrooms, 2 Comps., (Three cars.)
Observation Car.....	Chicago and Los Angeles—4 D. R., 1 Double Bedroom.
Santa Fe Parlor-Lounge Car.....	Los Angeles and San Diego (On connecting train).

THE CHIEF

Trains 19 and 20

New York City, Washington, Chicago, Kansas City, Albuquerque, Phoenix, Los Angeles and San Diego

Extra-fare, all-Pullman streamliner service. Valet, Barber service, Shower Bath, Maid-manicure service

Dormitory Baggage Lounge Car.....	Chicago and Los Angeles.
Sleeping Car.....	New York and Los Angeles—2 D.R., 4 Comps., 4 D.B.R., and 10 Roomettes, 5 D.B.R. (via N. Y. C. Twentieth Century Limited between New York and Chicago.) New York and Los Angeles—2 D.R., 4 Comps., 4 D.B.R. (via Penna R. R. Broadway Limited between New York and Chicago) Washington and Los Angeles—6 Sec., 6 Roomettes, 4 D.B.R., (via B. & O. Capitol Limited between Washington and Chicago) Chicago and Los Angeles—17 Roomettes. Chicago and Phoenix—2 D.R., 4 Comps., 4 D.B.R., (On No. 47 Ash Fork to Phoenix; on No. 42 Phoenix to Ash Fork.)
Club Lounge Car.....	Chicago and Los Angeles.
Dining Car.....	Chicago and Los Angeles. (Cafe-Lounge Car between Ash Fork and Phoenix) (Fred Harvey Service).
Sleeping Car.....	Chicago and San Diego—8 Sec., 2 Comps., 2 D.B.R. (On No. 74 Los Angeles to San Diego; No. 71 from San Diego to Los Angeles).
Observation Car.....	Chicago and Los Angeles—4 D. R., 1 Double Bedroom.
Santa Fe Parlor-Lounge Car.....	Los Angeles and San Diego. (On connecting train).

THE GRAND CANYON

Trains 23 and 24

Chicago, Kansas City, Wichita, Oklahoma City, Amarillo, Grand Canyon, Los Angeles and San Francisco

Non-extra fare Pullman and Chair Car Service. Courier-Nurse Service.

Dormitory-Lounge Car.....	Chicago and Los Angeles.
Sleeping Car.....	Chicago and Los Angeles—10 Sec., D. R., 2 Comps. Chicago and Los Angeles—24 Duplex Roomettes. Chicago and Los Angeles—8 Sec., 2 Comps., 2 D.B.R. Chicago and Los Angeles—14 Sections. Chicago and Los Angeles (via Grand Canyon)—8 Sec., D. R., 2 Comps. Chicago and Los Angeles (via Grand Canyon) Effective June 5, 1948—2 D.R., 4Comps., 4 D.B.R. Chicago and Oakland—6 Roomettes, 6 Sec., 4 D. B. R. (On No. 60 and 61 between Bakersfield and Oakland). Kansas City and Denver—10 Sec., 2 D.R. (On No. 9-90 and 101-10 between Newton and Denver.) Oklahoma City and Los Angeles—6 Roomettes, 6 Sec., 4 D. B. R. (On No. 27 and 28 between Oklahoma City and Wichita). Barstow and Oakland—10 Sec., 2 D. R. (Between Houston, Texas and Barstow in connection with the Scout). Barstow and Oakland—10 Sec., D. R., 2 Comps. (On California Limited between Chicago and Barstow). Chicago and Los Angeles, Barstow and Oakland (Fred Harvey Service). Breakfast \$1.15 and up; Luncheon a la carte; Dinner \$1.50 and up. Also a la carte service.
Dining Car.....	Chicago and Los Angeles, Barstow and Oakland (Fred Harvey Service). Breakfast \$1.15 and up; Luncheon a la carte; Dinner \$1.50 and up. Also a la carte service.
Chair Car.....	Chicago and Los Angeles. (Reclining seats). Chicago and Oakland—(via Golden Gate streamliners between Bakersfield and Oakland).
Santa Fe Parlor-Lounge Car.....	Los Angeles to San Diego, San Diego to Fullerton. (On connecting train).

EL CAPITAN

Trains 21 and 22

Chicago, Kansas City, Albuquerque and Los Angeles

Extra fare, all-chair-car streamliner service. Courier-Nurse Service.

(All Seats Reserved)

Baggage Car.....	Chicago and Los Angeles.
Chair Car.....	Chicago and Los Angeles (44 reclining seats) Three cars.
Dormitory Lounge Car.....	Chicago and Los Angeles.
Lunch-Counter Diners (2).....	Chicago and Los Angeles. Serving all meals. (Fred Harvey Service). Breakfast 85c and up; Luncheon a la carte; Dinner \$1.40 and up. Also a la carte service.
Chair Car.....	Chicago and Los Angeles (44 reclining seats). Four cars.
Chair Obs. Car.....	Chicago and Los Angeles (42 reclining seats).

CALIFORNIA LIMITED

Trains 3 and 4

Chicago, Kansas City, Topeka, Denver, Albuquerque, Phoenix, Los Angeles and San Francisco

Non-extra fare Pullman and Chair Car Service.

Dormitory Lounge Car.....	Chicago and Los Angeles.
Sleeping Car.....	Chicago and Los Angeles—6 Comps., 3 D. R. Chicago and Los Angeles—10 Sec., Lounge—8 Sec., D. R., 2 Comps. Chicago and Oakland—10 Sec., D. R., 2 Comps. (On No. 23 Barstow to Oakland; On No. 2 Oakland to Barstow). Dodge City and Denver—12 Sec., D. R. (On No. 13-130 from La Junta to Denver; via 141-14 from Denver to La Junta). Denver and Los Angeles—8 Sec., D. R., 2 Comps. (On No. 141-14 Denver to La Junta; No. 13-130 La Junta to Denver). Denver and Phoenix—10 Sec., 2 D. R. On No. 141-14 Denver to La Junta; No. 13-130 La Junta to Denver; on No. 47 Ash Fork to Phoenix; No. 42 Phoenix to Ash Fork. Phoenix and Los Angeles—10 Sec., 2 D. R. (On No. '70-117 Phoenix to Cadiz; on No. 118-181 Cadiz to Phoenix). Chicago to Kansas City—14 Sec. Kansas City to Chicago—24 Duplex Roomettes—8 Sec., D. R., 2 Comps.—8 Sec., 2 Comps., 2 D.B.R. (Eastbound only).
Dining Car.....	Chicago and Los Angeles (Fred Harvey Service). Barstow and Oakland (On connecting train). (Fred Harvey Service). Breakfast \$1.15 and up; Luncheon a la carte; Dinner \$1.50 and up. Also a la carte service.
Santa Fe Parlor-Lounge Car.....	Los Angeles and San Diego. (On connecting train).
Chair Cars.....	Chicago and Los Angeles. (Reclining seats). Denver and Los Angeles (On No. 141-14 Denver to La Junta; No. 13-130 La Junta to Denver). (Reclining seats).
Smoker Chair Car.....	Chicago and Denver. Barstow and Oakland.

THE SCOUT

Trains 1 and 2

Chicago, Kansas City, Topeka, Wichita, Amarillo, Carlsbad (for Carlsbad Caverns), Los Angeles and San Francisco

Non-extra fare Pullman and Chair Car Service. Courier-Nurse Service.

Dormitory Lounge Car.....	Chicago and Los Angeles.
Sleeping Car.....	Chicago to Kansas City—8 Sec., D. R., 2 Comps. Chicago to Kansas City—24 Duplex Roomettes. Chicago to Kansas City—6 Sec., D. R., 4 D. B. R. Chicago and Galveston—10 Sec., D. R., 2 Comps. (On No. 5 and 6 between Newton and Galveston). Chicago and Los Angeles via Carlsbad (Carlsbad Caverns)—8 Sec., D. R., 2 Comps. (On No. 25 Clovis to Carlsbad; On No. 26 Carlsbad to Clovis.) Chicago and Los Angeles—8 Sec., D. R., 2 Comps. Chicago and Los Angeles—10 Sec. Houston and Los Angeles—10 Sec., D. R., 2 Comps. (On No. 66-75-92-97 Houston to Clovis, On No. 98-91-76-65 Clovis to Houston). Houston and Oakland—10 Sec., 2 D. R., (On No. 66-75-92-97 Houston to Clovis, On No. 98-91-76-65 Clovis to Houston). Kansas City to Chicago—14 Sec.
Dining Car.....	Chicago and Los Angeles, Barstow to Oakland. Serving all meals (Fred Harvey Service). Breakfast \$1.15 and up; Luncheon a la carte. Dinner \$1.50 and up. Also a la carte service.
Chair Cars.....	Chicago and Los Angeles. Chicago and Oakland, Clovis and Los Angeles (from Houston). (Free Reclining Seats).

EXPLANATORY NOTES: Sec.—Section; D. R.—Drawing-room; Comp.—Compartment; Obs.—Observation; D. B. R.—Double Bedroom.

TRAIN RULES

Rules for the Super Chief, Trains 17 and 18

Extra Fare of \$15.00 on THE SUPER CHIEF will be charged between Chicago or Kansas City and California points. Only first-class tickets will be honored. Proportionate extra fares will apply between other points at which the Super Chief stops to take on or discharge passengers. (See table of extra fares on page 45).

On trains 17 and 18, THE SUPER CHIEF, no tickets will be honored except between Chicago and Kansas City and between Chicago or Kansas City and Albuquerque, Los Angeles, Pasadena, San Bernardino or Barstow: Exception—when Pullman Conductor, or Agent at Terminal has unsold space at train time passengers

will be accommodated to or from La Junta. Trains 17 and 18 will also stop at Galesburg to receive or discharge passengers for or from Barstow, San Bernardino, Pasadena or Los Angeles, providing passengers boarding Train 17 hold tickets reading from Chicago and passengers leaving train 18 at Galesburg hold tickets reading to Chicago. Time shown at other intermediate stations is for information only.

On trains 17 and 18 "special tickets" will not be honored. This includes Special Rate, Special, Employee, Charity, D.V.S., V. A. H., Blind and Attendant, Drivers' Tickets or Stock Contracts. Clergy tickets will not be honored.

Rules for the Chief, Trains 19 and 20

Extra Fare of \$10.00 on THE CHIEF will be charged between Chicago or Kansas City and California points. Only first-class tickets will be honored. Proportionate extra fares will apply between other points at which these trains stop to take on or discharge passengers. (See table of extra fares on page 45).

On train 19, THE CHIEF, westbound advance reservations may be made from scheduled and conditional stops Hutchinson and east thereof to Lamy, Albuquerque, Williams, Ash Fork, Barstow and beyond, also from Lamy, Albuquerque and Williams to Barstow and scheduled stops beyond.

On train 20, THE CHIEF, eastbound, advance reservations may be made from Monrovia, Pomona, Claremont and Upland to Albuquerque, Lamy and Hutchinson and from Albuquerque and

Lamy to scheduled stops Hutchinson and east.

Other travel may be carried only between intermediate points which are regular stops for these trains as indicated herein, provided Pullman conductor or agent at terminal has unsold Pullman space at train time which can be assigned to passenger through to destination.

On trains 19 and 20 "special tickets" will not be honored. This includes Special Rate, Special, Employee, Charity, D. V. S., V. A. H., Blind and Attendant, Drivers' Tickets or Stock Contracts. First class Clergy tickets between Hutchinson (and east) and stations in Arizona and California will be honored for continuous passage on payment of extra fare.

Rules for El Capitan, Trains 21 and 22

Extra Fare of \$5.00 on EL CAPITAN will be charged between Chicago and Los Angeles and \$3.75 between Kansas City and Los Angeles. Proportionate extra fares will apply between other points at which EL CAPITAN stops to take on or discharge passengers. (See table of extra fares on page 45). These trains will carry coach passengers between all regular scheduled stops excepting locally in Arizona. Baggage car space not available for handling corpses on

El Capitan. Dogs, cats and other pets WILL NOT be carried in any cars on these trains.

On trains 21 and 22 "special tickets" will not be honored. This includes Special Rate, Special (except Special Coach), Employee, Charity, D.V.S., V.A.H., Blind and Attendant, Drivers' Tickets or Stock Contracts. Clergy tickets will not be honored. Furlough fare tickets will not be honored.

Rules for the Grand Canyon, Trains 23 and 24

All one way and roundtrip tickets will be honored except as follows: Tickets endorsed Special Rate, Special (except

Special Coach), Charity, D.V.S., V.A.H., Blind and Attendant, Blind and Guide Dog, and Employee will not be honored.

Rules for Texas Chief, Trains 15 and 16

All one-way and roundtrip tickets will be honored except as follows: Tickets endorsed Special Rate, Special (except Special Coach), Charity, D.V.S., V.A.H., Blind and Attendant,

Blind and Guide Dog, and Employee will not be honored on these trains. Drover, Livestock, Poultry and Banana Attendant tickets will not be honored.

Rules for the Kansas Cityan, Train 11 and the Chicagoan, Train 12 also for the Tulsan, Trains 211 and 212

All one-way and round trip tickets will be honored except as follows: Tickets endorsed Special Rate, Special (except Special Coach), Charity, Employee, D.V.S., V.A.H., or Blind and Attendant

will not be honored on these trains. Drivers' or caretakers' tickets and Live Stock Contracts will not be honored.

Special Service For Long Beach Passengers

Trainside motor coach connections are now made at Pasadena and Fullerton, California, from westbound transcontinental Santa Fe trains providing interstate passengers and their baggage with direct service to Long Beach, California, at no extra charge.

Special motor coaches leave the Long Beach bus station at 56 American Avenue to carry interstate passengers and baggage to Pasadena and Fullerton for direct trainside connections to east-bound Santa Fe transcontinental trains.

New York, Washington, Chicago, Kansas City and California

Via La Junta and Albuquerque

WEST—Read down				EAST—Read up			
20th Century Ltd. N. Y. C. Sys.	Broadway Ltd. Penna. R. R.	Capitol Ltd. B. & O. R. R.	Mls.	Broadway Ltd. Penna. R. R.	Capitol Ltd. B. & O. R. R.	20th Century Ltd. N. Y. C. Sys.	Mls.
Daily 6:00PM	Daily 6:00PM 7:21PM	Daily 5:30PM 12:20AM 8:15AM		Daily 9:30AM 8:04AM	Daily 8:55AM 2:03AM 4:30PM	Daily 9:30AM	
9:00AM	1:52AM 9:00AM	10:15PM 10:15PM 6:35AM 2:30PM 8:30AM		11:30AM 2:40AM 4:30PM 8:40AM 12:30PM	11:30AM 2:40AM 4:30PM 8:40AM 12:30PM	5:00PM	
No. 19—The Chief Extra Fare Train Daily Example				No. 20—The Chief Extra Fare Train Daily Example			
1:30PM Sun.	1:30PM Sun.	1:30PM Sun.	Mls.	11:30AM Tues.	11:30AM Tues.	11:30AM Tues.	Mls.
10:15PM Mon.	10:15PM Mon.	10:15PM Mon.	451	2:40AM Tues.	2:40AM Tues.	2:40AM Tues.	451
6:35AM Mon.	6:35AM Mon.	6:35AM Mon.	992	4:30PM Mon.	4:30PM Mon.	4:30PM Mon.	992
2:30PM Tues.	2:30PM Tues.	2:30PM Tues.	1338	8:40AM Tues.	8:40AM Tues.	8:40AM Tues.	1338
8:30AM Tues.	8:30AM Tues.	8:30AM Tues.	2224	12:30PM Sun.	12:30PM Sun.	12:30PM Sun.	2224

Coast to Coast Equipment on THE CHIEF—Trains 19 and 20

Extra-fare, all-Pullman streamliner service. Valet, Barber service, Shower Bath, Maid-manicure service

Sleeping Car... New York to Los Angeles—2 D. R., 4 Comps., 4 D. B. R. and 10 Roomettes, 5 D. B. R. (via N. Y. C. Twentieth Century Limited, New York to Chicago).
 New York to Los Angeles—2 D. R., 4 Comps., 4 D. B. R. (via Penna R. R. Broadway Limited, New York to Chicago).
 Washington to Los Angeles—6 Sec., 6 Roomettes, 4 D. B. R., (via B. & O. Capitol Limited, Washington to Chicago).

Sleeping Car... Los Angeles to New York—2 D. R., 4 Comps., 4 D. B. R. and 10 Roomettes, 5 D. B. R. (via N. Y. C. Twentieth Century Limited, Chicago to New York).
 Los Angeles to New York—2 D. R., 4 Comps., 4 D. B. R. (via Penna R. R. Broadway Limited, Chicago to New York).
 Washington and Los Angeles—6 Sec., 6 Roomettes, 4 D. B. R., (via B. & O. Capitol Limited, Chicago to Washington).

Chicago, Kansas, Oklahoma and Texas

WEST and SOUTH—Read down				NORTH and EAST—Read up				
No. 1-5 Scout Ranger Daily Example	No. 15 Texas Chief Daily Example	No. 23-27 The Antelope Daily Example	Miles	No. 11-111 The Kansas Cityan Daily Example	No. 16 Texas Chief Daily Example	No. 6-2 Ranger-Scout Daily Example	No. 28-24 The Antelope Daily Example	No. 112-12 Chicago Express Daily Example
9:00PM Sun.	6:00PM Sun.	12:01PM Sun.	0	9:30AM Sun.	9:00AM Mon.	8:45AM Tues.	3:30PM Mon.	9:45PM Mon.
7:15AM Mon.	1:30AM Mon.	9:15PM Sun.	451	5:00PM Sun.	1:30AM Mon.	10:45PM Mon.	7:00AM Mon.	2:15PM Mon.
8:00AM Mon.	1:50AM Mon.	9:49PM Sun.	451	5:15PM Sun.	1:10AM Mon.	10:15PM Mon.	6:50AM Mon.	2:00PM Mon.
9:25AM Mon.		11:10PM Sun.	517	6:25PM Sun.		8:40PM Mon.		12:45PM Mon.
10:50AM Mon.	3:45AM Mon.	12:30AM Mon.	578	7:30PM Sun.	11:15PM Sun.	7:25PM Mon.	4:05AM Mon.	11:40AM Mon.
12:30PM Mon.	5:00AM Mon.	2:05AM Mon.	636	8:42PM Sun.	10:05PM Sun.	5:50PM Mon.	2:25AM Mon.	10:30AM Mon.
1:10PM Mon.	5:35AM Mon.	2:45AM Mon.	663	9:30PM Sun.	10:30PM Sun.	5:10PM Mon.	1:50AM Mon.	9:55AM Mon.
2:25PM Mon.	6:40AM Mon.	4:10AM Mon.	715	10:15PM Sun.	11:15PM Sun.	3:50PM Mon.	12:15AM Mon.	9:02AM Mon.
3:10PM Mon.	7:15AM Mon.	5:05AM Mon.	749	10:45PM Sun.	11:45PM Sun.	3:10PM Mon.	11:35PM Sun.	8:25AM Mon.
4:38PM Mon.	8:20AM Mon.	6:55AM Mon.	804	11:56PM Sun.	12:35AM Mon.	1:45PM Mon.	9:55PM Mon.	7:20AM Mon.
5:25PM Mon.	9:00AM Mon.	8:00AM Mon.	835	12:35AM Mon.	1:45AM Mon.	1:00PM Mon.	9:15PM Sun.	6:45AM Mon.
6:25PM Mon.	9:40AM Mon.		868	1:45AM Mon.	3:59AM Mon.	5:20PM Mon.	12:02PM Mon.	4:55AM Mon.
8:10PM Mon.	11:05AM Mon.		935	3:59AM Mon.	3:59AM Mon.	3:52PM Mon.	10:11AM Mon.	2:28AM Mon.
9:05PM Mon.	11:50AM Mon.		975	5:06AM Mon.	5:06AM Mon.	3:06PM Mon.	9:14AM Mon.	1:11AM Mon.
10:25PM Mon.	12:55PM Mon.		1040	6:50AM Mon.	6:50AM Mon.	2:00PM Sun.	8:00AM Mon.	11:10PM Sun.
11:10PM Mon.	1:05PM Mon.		1040	7:15AM Mon.	7:15AM Mon.	4:45AM Mon.	10:15PM Sun.	
12:25AM Tues.	2:05PM Mon.		1071	8:00AM Mon.	8:00AM Mon.	6:45AM Mon.	9:30PM Sun.	
1:30PM Mon.	2:45PM Mon.		0			8:10AM Mon.		
10:15PM Mon.	3:12PM Mon.		31			8:10AM Mon.		
No. 711-100PM Mon.			0			6:15AM Mon.		
2:20AM Tues.			99			3:02AM Mon.		
4:30AM Tues.			142			12:45AM Mon.		
10:55PM Mon.	1:05PM Mon.		1040			7:40AM Mon.		
2:25AM Tues.	3:27PM Mon.		1168			3:55AM Mon.		
3:43AM Tues.			1212			2:28AM Mon.		
8:10AM Tues.	7:00PM Mon.		1357			10:15PM Sun.		
10:05AM Tues.	8:15PM Mon.		1410			8:30PM Sun.		

TEXAS CHIEF Trains 15 and 16

Equipment

THE ANTELOPE Trains 27 and 28

(23 and 24 provides connection between Chicago and Kansas City)
Non-extra fare Pullman and Chair Car Service

Non-extra fare streamliner service, Pullman and Chair Cars
 Courier-Nurse Service
 Lounge Car... Chicago and Galveston.
 Sleeping Car... Chicago and Galveston—6 Roomettes, 6 Sec., 4 D.B.R.
 Chicago and Galveston—24 Duplex Roomettes.
 Chicago and Oklahoma City—6 D.B.R., 2 D.R., 2 Comps.
 Chicago and Wichita—6 Roomettes, 6 Sec., 4 D.B.R.
 Chicago to Tulsa—8 Sec., 2 Comps., 2 D.B.R., (on No. 47 from Kansas City).
 Lunch-Counter Diner... Chicago and Galveston (Fred Harvey Service). Breakfast 85c and up; Luncheon a la carte; Dinner \$1.40 and up. Also a la carte service.
 Chair Car... Chicago and Galveston.

Dormitory Lounge Car... Chicago and Kansas City.
 Sleeping Car... Chicago and Kansas City—10 Sec., D.R., 2 Comps.
 Denver and Oklahoma City—12 Sec., D.R. (on connecting train west of Newton).
 Los Angeles and Oklahoma City—6 Roomettes, 6 Sec., 4 D.B.R. (on trains 23 and 24 the Grand Canyon between Wichita and California).
 Kansas City and Oklahoma City—14 Sec.
 Kansas City and Wichita—12 Sec., D.R. (May be occupied at Wichita until 8:00 a.m.).
 Dining Car... Chicago and Kansas City. (Fred Harvey Service).
 Chair Car... Chicago and Kansas City. Kansas City and Oklahoma City.

THE KANSAS CITYAN—CHICAGO EXPRESS Trains 11-111 and 112-12

Non-extra fare streamliner service, Parlor car, Pullman and Chair Cars.
 Chair-Lounge Car... Chicago and Oklahoma City. Radio.
 Chair Cars... Chicago and Oklahoma City. Chicago and Dallas. Chicago and Tulsa (Kansas City and Tulsa on streamliner No. 211 and 212, the Tulsan).
 Dining Car... Chicago and Oklahoma City. Serving all meals. (Fred Harvey service). Breakfast 85c and up; Luncheon a la carte; Dinner \$1.40 and up. Also a la carte service.
 Sleeping Car... Chicago and Dallas—6 Roomette, 6 Sec., 4 D.B.R. Kansas City and Dallas—8 Sec., 2 Comps., 2 D.B.R. Oklahoma City and Dallas—14 Sec.
 Santa Fe Parlor-Obs. Car... Chicago and Kansas City. (Kansas City and Tulsa on streamliner No. 211 and 212, the Tulsan).

THE RANGER Trains 5 and 6

(Trains 1 and 2 provides connection between Chicago and Newton)

Dormitory Lounge Car... Chicago and Newton.
 Sleeping Car... Chicago and Galveston—10 Sec., D.R., 2 Comps. Fr. Worth and Galveston—12 Sec., D.R.
 Dining Car... Chicago and Newton. Newton and Ft. Worth. (Fred Harvey Service).
 Chair Car... Chicago and Newton. Newton and Galveston.

Texas, Oklahoma and California

Via Wichita and Amarillo

WEST—Read down				EAST—Read up			
No. 16-28-23 Texas Chief- The Antelope- The Grand Canyon	No. 112-12-1 Chicago Express- The Kansas Cityan- The Scout	Mls.	No. 24-27-15 The Grand Canyon- The Antelope- Texas Chief	No. 2-11-111 The Scout- The Kansas Cityan- Texas Express	Mls.	No. 16-66-75- 92-97-1 Calif. Special Daily Example	No. 2-98-91- 76-65-15 The Texan Daily Example
Daily Example	Daily Example		Daily Example	Daily Example		Daily Example	Daily Example
6:45AM Sun.	9:30PM Sun.	0	8:15PM Tues.	8:00AM Wed.	0	9:45PM Sun.	7:20AM Wed.
8:00AM Mon.	10:15PM Sun.	53	7:00PM Tues.	7:15AM Wed.	367	7:45AM Mon.	9:30PM Tues.
1:16PM Mon.		318	1:43PM Tues.				
1:50PM Mon.		346	1:05PM Tues.				
12:45PM Sun.	9:30PM Sun.	31	2:05PM Tues.	8:00AM Wed.			
1:50PM Sun.	10:15PM Sun.	31	1:05PM Tues.	7:15AM Wed.			
2:00PM Sun.	11:10PM Sun.	346	11:50AM Tues.	5:06AM Wed.			
3:06PM Sun.	1:11AM Mon.	411	11:50AM Tues.	12:35AM Wed.			
9:15PM Sun.	6:45AM Mon.	551	8:00AM Tues.	9:15PM Tues.			
1:40AM Mon.	9:55AM Mon.	723	2:55AM Tues.				
2:05AM Mon.	1:45PM Mon.	723	2:05AM Tues.	4:25PM Tues.			
9:30AM Mon.	11:20PM Mon.	1070	6:40PM Mon.	5:30AM Tues.			
4:30PM Mon.	7:45AM Tues.	1414	11:00AM Mon.	7:00PM Mon.			
4:55PM Mon.	8:55AM Tues.	1452	4:50PM Mon.	11:20AM Mon.			
11:00PM Mon.	4:50PM Tues.	1833	7:00AM Mon.	11:20AM Mon.			
4:15AM Tues.	7:05PM Tues.	1833	7:00AM Mon.	10:00AM Mon.			
7:00AM Tues.	9:05PM Tues.	1879	4:15AM Mon.	7:05PM Mon.			
8:00PM Mon.	8:00AM Tues.	0	10:20PM Mon.	8:00PM Mon.			
10:20PM Mon.	10:00AM Tues.	64	11:20PM Mon.	8:00PM Mon.			
11:20PM Mon.	4:50PM Tues.	1833	12:10AM Mon.	5:45PM Tues.			
6:00AM Mon.	1:45AM Wed.	2200	6:00AM Mon.	4:35AM Tues.			
8:40AM Mon.	4:35AM Tues.	2281	8:40AM Mon.	4:35AM Tues.			
9:51AM Mon.			9:51AM Mon.				
10:40AM Mon.	6:40AM Tues.	2332	10:40AM Mon.	6:40AM Tues.			
11:45AM Tues.	7:15AM Tues.	2341	11:45AM Tues.	7:15AM Tues.			
2:30PM Tues.	10:45AM Wed.	128	2:30PM Tues.	10:45AM Wed.			
6:20PM Tues.	6:20AM Wed.	0	6:20PM Tues.	6:20AM Wed.			
5:25PM Tues.	8:30PM Wed.	461	5:25PM Tues.	8:30PM Wed.			

Equipment

Trains 15 and 16 Galveston and Oklahoma City; Trains 27 and 28 Wichita and Oklahoma City; Trains 23 and 24 Oklahoma City and California.
 Lounge Car... Galveston and California (with changes).
 Sleeping Cars... Galveston and Wichita, Wichita and California.
 Dining Car... Galveston and Wichita, Wichita and California.
 Chair Car... Galveston and Wichita, Wichita and California.

Trains 111 and 112 Dallas and Oklahoma City; Trains 11 and 12 Oklahoma City and Wichita; Trains 1 and 2 Wichita and California.
 Sleeping Car... Dallas and Wichita (Trains 112-12 and 11-111).
 Wichita and California (Trains 1 and 2).
 Chair Cars... Dallas and Wichita, Wichita and California.
 (For equipment trains 1 and 2, see page 10.)

(For equipment, Wichita and California see Trains 23 and 24, page 10.)

Chicago, Kansas City and Tulsa

WEST and SOUTH—Read down				NORTH and EAST—Read up			
No. 15-47 Texas Chief The Oil Flyer	No. 11-211 The Kansas Cityan- The Tulsan	Mls.	No. 212-12 The Tulsan- The Chicagoan	No. 48-4 The Oil Flyer- California Limited	Mls.	No. 170-117-3 Daily Example	No. 4-118-181 Daily Example
Daily Example	Daily Example		Daily Example	Daily Example		Daily Example	Daily Example
6:00PM Sun.	9:30AM Sun.	0	9:45PM Sun.	7:30AM Mon.	0	6:45PM Sun.	9:10AM Mon.
1:30AM Mon.	5:00PM Sun.	451	2:15PM Mon.	9:00PM Sun.	54	8:12PM Sun.	7:40AM Mon.
2:00AM Mon.	5:20PM Sun.	451	1:30PM Mon.	7:55PM Sun.	109	9:34PM Sun.	6:27AM Mon.
3:20AM Mon.	6:20PM Sun.	477		G.G.	165	10:50PM Sun.	5:00AM Mon.
		509			199	9:55PM Sun.	3:55AM Mon.
		534			249	10:48PM Sun.	2:55AM Mon.
		560			249	12:15AM Mon.	1:30AM Mon.
4:50AM Mon.	7:17PM Sun.	577	11:29AM Mon.	5:53PM Sun.	249	12:51AM Mon.	1:14AM Mon.
5:20AM Mon.	7:35PM Sun.	577	11:10AM Mon.	5:03PM Sun.	249	12:51AM Mon.	1:14AM Mon.
5:35AM Mon.	7:37PM Sun.	577	11:08AM Mon.	4:58PM Sun.	337	3:05AM Mon.	11:32PM Sun.
6:24AM Mon.	8:09PM Sun.	607	10:33AM Mon.	4:15PM Sun.	337	3:25AM Mon.	11:10PM Sun.
6:35AM Mon.	8:24PM Sun.	616	10:20AM Mon.	4:09PM Sun.	468	7:45AM Mon.	7:00PM Sun.
6:45AM Mon.	8:24PM Sun.	639	10:20AM Mon.	4:00PM Sun.	337	8:30PM Mon.	10:50PM Sun.
7:14AM Mon.	8:49PM Sun.	639	9:51AM Mon.	3:30PM Sun.	798	8:30PM Mon.	9:30AM Sun.
7:50AM Mon.	9:12PM Sun.	657	9:30AM Mon.	3:06PM Sun.			
9:00AM Mon.	10:10PM Sun.	707	8:40AM Mon.	2:00PM Sun.			

THE TULSAN Trains 211 and 212

Non-extra fare Pullman and Chair Car Service.

Chair-Lounge Car... Chicago and Kansas City.
 Chair Cars... Chicago and Tulsa.
 Dining Car... Chicago and Kansas City, Kansas City and Tulsa. Serving all meals. (Fred Harvey Service). Breakfast \$1.15 and up; Dinner \$1.50 and up. Also a la carte service.

Santa Fe Parlor-Obs. Car... Chicago and Tulsa.

Equipment

Lounge Car—Chicago and Kansas City. (On Train 15 and 4).
 Sleeping Car—Chicago and Tulsa. 8 Sec., 2 Comps., 2 D.B.R. (On Train 15 and 4 between Chicago and Kansas City).
 Dining Car—Chicago and Kansas City, Kansas City and Tulsa. (Fred Harvey Service).
 Chair Car—Chicago and Kansas City. Kansas City and Tulsa.

THE OIL FLYER Trains 47 and 48.

Lounge Car—Chicago and Kansas City. (On Train 15 and 4).
 Sleeping Car—Chicago and Tulsa. 8 Sec., 2 Comps., 2 D.B.R. (On Train 15 and 4 between Chicago and Kansas City).
 Dining Car—Chicago and Kansas City, Kansas City and Tulsa. (Fred Harvey Service).
 Chair Car—Chicago and Kansas City. Kansas City and Tulsa.

New Orleans, Texas & California

WEST—Read down EAST—Read up

WEST—Read down				EAST—Read up			
No. 16-66-75- 92-97-1 Calif. Special Daily Example	Mls.	Table G	No. 2-98-91- 76-65-15 The Texan Daily Example	No. 16-66-75- 92-97-1 Calif. Special Daily Example	Mls.	Table G	No. 2-98-91- 76-65-15 The Texan Daily Example
9:45PM Sun.	367	New Orleans... Mo. Pac	7:20AM Wed.	9:45PM Sun.	367	New Orleans... Mo. Pac	7:20AM Wed.
7:45AM Mon.	0	Galveston... Ar	8:15PM Tues.	6:45AM Mon.	0	Galveston... Ar	8:15PM Tues.
	53	Houston... Ar	7:00PM Tues.	8:00AM Mon.	53	Houston... Ar	6:50PM Tues.
	198	Milano... Ar	1:43PM Tues.	12:28PM Mon.	198	Milano... Ar	2:44PM Tues.
	242	Temple... Ar	1:05PM Tues.	1:50PM Mon.	242	Temple... Ar	1:40PM Tues.
	374	Brownwood... Ar	2:05PM Tues.	5:15PM Mon.	374	Brownwood... Ar	10:20AM Tues.
	458	Sweetwater... Ar	1:05PM Tues.	8:35PM Mon.	458	Sweetwater... Ar	7:15AM Tues.
	594	Slaton... Ar	11:05				

Chicago, Carlsbad Caverns, California SOUTH and WEST—Read down EAST and NORTH—Read up

Table I: Chicago, Carlsbad Caverns, California. Includes routes for No. 1 The Scout Daily Example and No. 2 The Scout Daily Example with departure and arrival times for various stations like Chicago (C.S.T.), Carlsbad, and Clovis.

Equipment
Trains No. 1 and 2 between Chicago, Clovis and California; Trains 25 and 26 between Clovis and Carlsbad
Courier-Nurse Service... Chicago and Los Angeles.
Sleeping Car... Chicago and Los Angeles via Carlsbad, N. M., for Carlsbad Caverns—8 Sec., D. R., 2 Comps.

Colorado and California SOUTH and WEST—Read down EAST and NORTH—Read up

Table J: Colorado and California. Includes routes for No. 141-143 California Ltd. Daily Example and No. 4-13-130 California Ltd. Daily Example with departure and arrival times for stations like Denver (U.D.), Pueblo, La Junta, and Phoenix.

Equipment
Westbound—Train 141 Denver to Pueblo; Train 14 Pueblo to La Junta; Train 3 La Junta to California; Train 47 Ash Fork to Phoenix.
Eastbound—Train 4 California to La Junta; Train 42 Phoenix to Ash Fork; Train 13 La Junta to Pueblo; Train 130 Pueblo to Denver.

Chicago, Kansas City and Colorado WEST—Read down EAST—Read up

Table K: Chicago, Kansas City and Colorado. Includes routes for No. 127, No. 23-9-90 Centennial State, No. 101-10-24 Centennial State, and No. 128 with departure and arrival times for stations like Chicago (C.S.T.), Kansas City, and Denver (U.D.).

Equipment
Trains 23 and 24 between Chicago and Newton; No. 9 and 10 between Newton and Pueblo; No. 90 and 101 between Pueblo and Denver.
Lounge Car... Chicago and Newton.
Sleeping Car... Kansas City and Denver—10 Sec., 2 D.R. Oklahoma City and Denver—12 Sec., D.R. (On connecting train).

Colorado, Oklahoma and Texas EAST and SOUTH—Read down NORTH and WEST—Read up

Table L: Colorado, Oklahoma and Texas. Includes routes for No. 101-10-27-15 Centennial State, The Antelope-Texas Chief, No. 16-28-9-90 Texas Chief, and The Antelope-Centennial State with departure and arrival times for stations like Denver (U.D.), Pueblo, La Junta, and Dallas.

Equipment
Southbound—Train 101 Denver to Pueblo; No. 10 Pueblo to Newton; No. 27 Newton to Oklahoma City; No. 15 Oklahoma City to Galveston.
Northbound—Train No. 16 Galveston to Oklahoma City; No. 28 Oklahoma City to Newton; No. 9 Newton to Pueblo; No. 90 Pueblo to Denver.

Dallas, Ft. Worth, Brownwood and San Angelo Via Brownwood WEST—Read down EAST—Read up

Table M: Dallas, Ft. Worth, Brownwood and San Angelo. Includes routes for No. 112-77 The Angelo Daily Example and No. 78-111 The Angelo Daily Example with departure and arrival times for stations like Dallas (C.S.T.), Ft. Worth, Brownwood, and San Angelo.

Equipment
THE ANGELO
Trains 111 and 112 between Dallas and Fort Worth; Trains 77 and 78 Fort Worth and San Angelo.
Sleeping Car... Dallas and San Angelo—10 Sec., 2 D. R.
Chair Car... Dallas and San Angelo.

Dallas, Ft. Worth and West Texas Via Sweetwater WEST—Read down EAST—Read up

Table N: Dallas, Ft. Worth and West Texas. Includes routes for No. 7-91-96 The Southern-South Plains Exp.-Eastern Express and No. 93-95-8 West Texas Exp.-Central Tex. Exp.-The Southerner with departure and arrival times for stations like Dallas (C.S.T.), Ft. Worth, Weatherford, and Lubbock.

Equipment
T&P Ry. No. 7 and 8 between Dallas and Sweetwater; Santa Fe No. 94 and 95 Sweetwater and Lubbock.
Sleeping Car... Dallas and Lubbock—12 Sec., D. R.
Chair Car... Dallas and Sweetwater; Sweetwater and Lubbock.

Los Angeles to Bakersfield and San Francisco NORTH—Read down SOUTH—Read up

Table O: Los Angeles to Bakersfield and San Francisco. Includes routes for Motor Coach Daily, No. 7 Fast Mail Express, No. 63 Golden Gate, No. 23 The Grand Canyon, No. 61 Golden Gate, No. 60 Golden Gate, No. 2 The Scout, and No. 62 Golden Gate with departure and arrival times for stations like Los Angeles (P.S.T.), Bakersfield, Fresno, Merced, Stockton, Berkeley, and San Francisco (P.S.T.).

Equipment
GOLDEN GATE STREAMLINERS—Trains 60, 61, 62 and 63
Lightweight streamlined trains operating daily between Bakersfield and San Francisco. Air-conditioned, each train carries baggage and chair cars, chair-lounge and Fred Harvey lunch counter dining car. Motor Coaches are streamlined and air-conditioned.

Los Angeles and San Diego SOUTH—Read down NORTH—Read up

Table P: Los Angeles and San Diego. Includes routes for San Diegoan Daily, No. 71 San Diegoan Daily, No. 73 San Diegoan Daily, No. 75 Daily, No. 77 San Diegoan Daily, and No. 79 San Diegoan Daily with departure and arrival times for stations like Los Angeles (P.S.T.), Santa Ana, Oceanside, and San Diego (P.S.T.).

Equipment
SAN DIEGAN STREAMLINERS—Trains 71, 72, 73, 74, 76, 77, 78 and 79
Lightweight streamlined trains operating daily between Los Angeles and San Diego. Air-conditioned, these trains carry baggage and chair cars, Santa Fe parlor-lounge car, and Fred Harvey dining car.

Albuquerque, Belen and El Paso SOUTH—Read down NORTH—Read up

Table Q: Albuquerque, Belen and El Paso. Includes routes for No. 13 Express Daily Example and No. 14 Express Daily Example with departure and arrival times for stations like Albuquerque (M.S.T.), Belen, Socorro, Engle, Rineon, and El Paso (M.S.T.).

Equipment
Trains 13 and 14
Sleeping Car... Albuquerque and El Paso—14 Sec.
Chair Car... Albuquerque and El Paso.

INDIAN MUSEUM ALBUQUERQUE, NEW MEXICO
Passengers stopping over in Albuquerque are invited to visit the Indian Museum adjacent to the station. In this Museum you will see one of the world's finest exhibits of native Indian arts and crafts.
Image of a Native American figure.

EXPLANATORY NOTES: Sec.—Section. D. R.—Drawing-room. Comps.—Compartments. Obs.—Observation. For explanation of Reference Marks see pages 6 and 7.

Motor Coaches generally depart and arrive at Bus Depots. Consult agents. For complete Motor Coach schedules see Santa Fe Trailways Motor Coach folder.

Kansas City and Dodge City

For explanation of Reference Marks see pages 6 and 7.

SANTA FE TRAILWAYS MOTOR COACHES										No. 23 Daily		No. 19 Daily		No. 23 Daily		No. 11 Daily		No. 3 Daily		No. 1 Daily		No. 15 Daily		No. 13 Motor Daily		No. 17 Daily		No. 21 Daily		Miles		Table 2 Central Standard Time						
Daily	Daily	Daily	Daily	Daily	Daily	Daily	Daily	Daily	Daily	AM	PM	AM	PM	AM	PM	AM	PM	AM	PM	AM	PM	AM	PM	AM	PM	AM	PM	AM	PM	AM	PM	AM	PM					
12.45	12.45	5.30	8.00	1.45	1.45	8.00	12.01	9.15	1.30	1.30	12.01	9.15	9.30	5.00	11.30	9.00	6.00	1.30	7.00	2.05	5.45	12.50	451.1	451.1	451.1	451.1	451.1	451.1	451.1	451.1	451.1	451.1	451.1	451.1				
4.55	4.55	10.35	11.59	5.30	5.30	11.59	10.40	10.44	10.49	10.55	10.15	10.15	9.45	9.45	6.15	6.15	8.00	8.00	2.00	2.00	6.00	6.00	2.15	2.15	1.00	1.00	451.1	451.1	451.1	451.1	451.1	451.1	451.1	451.1	451.1	451.1		
6.14	6.31	6.39	7.35	2.45	2.07	7.01	1.11	1.26	1.11	1.26	1.11	1.26	6.20	6.20	2.33	2.33	3.20	3.20	7.55	7.55	6.30	6.30	6.12	6.12	455.3	455.3	457.9	457.9	461.0	461.0	464.2	464.2	464.2	464.2	464.2	464.2		
7.35	8.35	9.02	9.02	13.52	8.48	7.38	2.24	3.51	10.55	11.00	11.45	11.45	6.20	6.20	3.45	3.45	3.20	3.20	7.55	7.55	6.30	6.30	6.12	6.12	455.3	455.3	457.9	457.9	461.0	461.0	464.2	464.2	464.2	464.2	464.2	464.2		
9.17	9.48	9.59	10.10	10.29	10.47	11.16	11.20	11.20	11.20	11.20	11.45	11.45	11.30	11.30	11.32	11.32	12.05	12.05	12.25	12.25	12.30	12.30	12.30	12.30	12.30	12.30	12.30	12.30	12.30	12.30	12.30	12.30	12.30	12.30	12.30	12.30	12.30	12.30

Time shown in light figures indicates a.m. Time shown in dark figures indicates p.m.

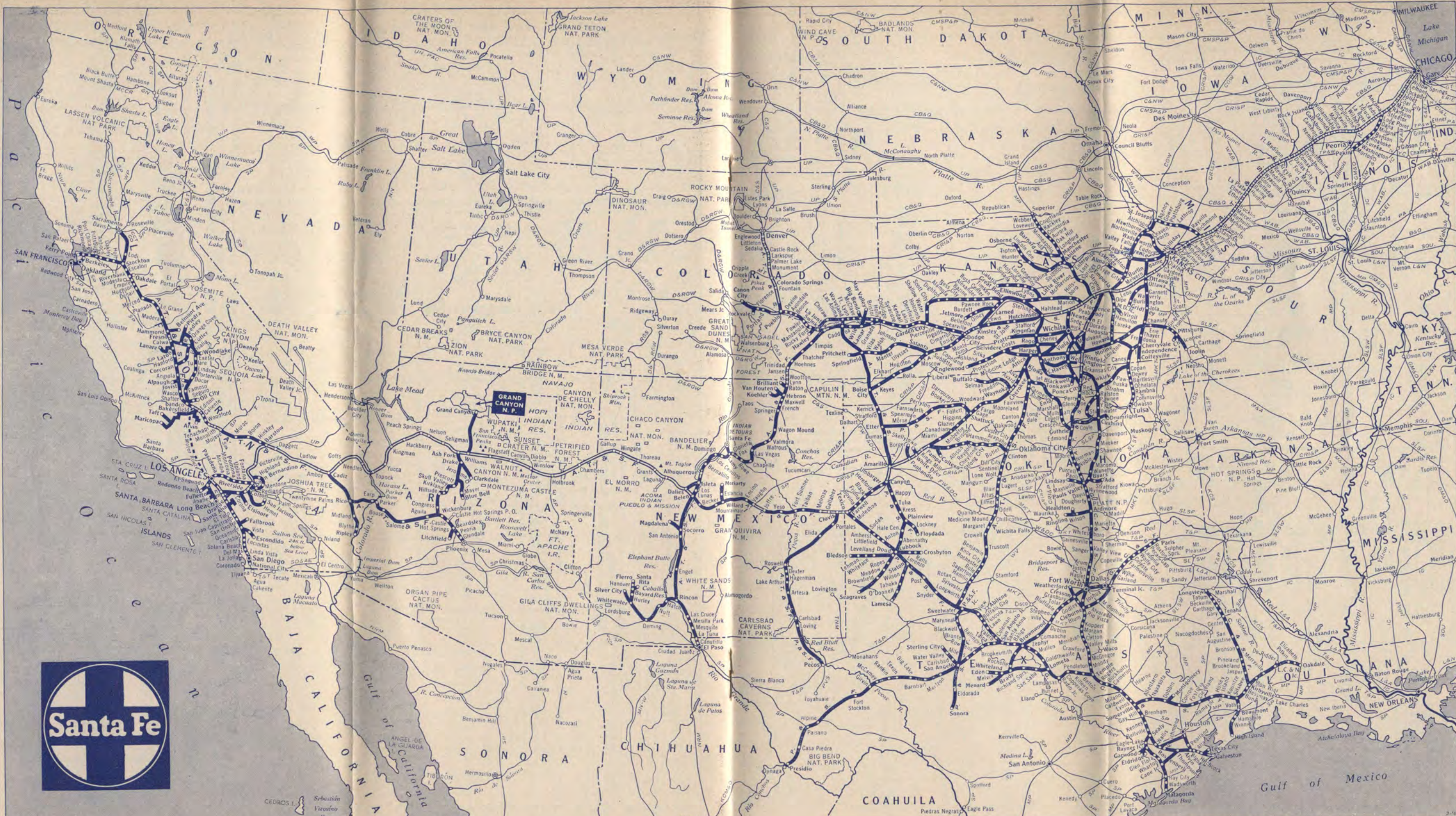
Motor Coaches generally depart and arrive at Bus Depots. Consult agents. For complete Motor Coach schedules see Santa Fe Trailways Motor Coach folder.

Dodge City and Kansas City

For explanation of Reference Marks see pages 6 and 7.

SANTA FE TRAILWAYS MOTOR COACHES										No. 23 Daily		No. 19 Daily		No. 23 Daily		No. 11 Daily		No. 3 Daily		No. 1 Daily		No. 15 Daily		No. 13 Motor Daily		No. 17 Daily		No. 21 Daily		Miles		Table 2 Central Standard Time						
Daily	Daily	Daily	Daily	Daily	Daily	Daily	Daily	Daily	Daily	AM	PM	AM	PM	AM	PM	AM	PM	AM	PM	AM	PM	AM	PM	AM	PM	AM	PM	AM	PM	AM	PM	AM	PM					
12.45	12.45	5.30	8.00	1.45	1.45	8.00	12.01	9.15	1.30	1.30	12.01	9.15	9.30	5.00	11.30	9.00	6.00	1.30	7.00	2.05	5.45	12.50	451.1	451.1	451.1	451.1	451.1	451.1	451.1	451.1	451.1	451.1	451.1	451.1				
4.55	4.55	10.35	11.59	5.30	5.30	11.59	10.40	10.44	10.49	10.55	10.15	10.15	9.45	9.45	6.15	6.15	8.00	8.00	2.00	2.00	6.00	6.00	2.15	2.15	1.00	1.00	451.1	451.1	451.1	451.1	451.1	451.1	451.1	451.1	451.1	451.1		
6.14	6.31	6.39	7.35	2.45	2.07	7.01	1.11	1.26	1.11	1.26	1.11	1.26	6.20	6.20	2.33	2.33	3.20	3.20	7.55	7.55	6.30	6.30	6.12	6.12	455.3	455.3	457.9	457.9	461.0	461.0	464.2	464.2	464.2	464.2	464.2	464.2		
7.35	8.35	9.02	9.02	13.52	8.48	7.38	2.24	3.51	10.55	11.00	11.45	11.45	6.20	6.20	3.45	3.45	3.20	3.20	7.55	7.55	6.30	6.30	6.12	6.12	455.3	455.3	457.9	457.9	461.0	461.0	464.2	464.2	464.2	464.2	464.2	464.2		
9.17	9.48	9.59	10.10	10.29	10.47	11.16	11.20	11.20	11.20	11.20	11.45	11.45	11.30	11.30	11.32	11.32	12.05	12.05	12.25	12.25	12.30	12.30	12.30	12.30	12.30	12.30	12.30	12.30	12.30	12.30	12.30	12.30	12.30	12.30	12.30	12.30	12.30	12.30

Time shown in light figures indicates a.m. Time shown in dark figures indicates p.m.



Copyright by Reed & Company

Santa Fe Through Lines
 Double Track
 Motor Route Coördinated with Train Service
 Roads

CENTRAL STANDARD TIME: East of Dodge City, Clovis and Scott City.
 PACIFIC STANDARD TIME: West of Ogden, Seligman and Parker.

MOUNTAIN STANDARD TIME: East of Ogden, Seligman and Parker — West of Dodge City and Clovis, and points Scott City to Garden City.

MILEAGE OF LINES OPERATED

Acheson, Topeka & Santa Fe Ry.	9,122 miles
Panhandle and Santa Fe Ry.	1,888 "
Gulf, Colorado & Santa Fe Ry.	2,097 "
Total Mileage	13,107 miles

Streator and Pekin

Read down Read up

13 Ex.Su. Motor	Mls.	Table 13	14 Ex.Su. Motor
PM		Central Standard Time	PM
1 35	0	Chicago	12 10
4 00	89.6	Streator 1	9 30
f 4 07	93.9	Moon	f 9 08
4 12	95.8	Ancona 1	9 05
4 16	98.3	Long Point	8 58
4 25	102.9	Dana	8 50
4 36	108.8	Minonk	8 42
4 46	114.8	Benson	8 31
4 55	120.3	Roanoke	8 23
5 10	126.9	Eureka	8 08
5 25	133.8	Washington	7 53
5 40	141.5	Morton	7 38
f 5 46	145.2	Groveland	f 7 25
6 00	153.5	Pekin	7 00

Henrietta and St. Joseph

Read down Read up

1 Daily	Mls.	Table 14	4 Daily
PM		Central Standard Time	AM
9 00	0	Chicago	7 30
5 52	411.3	Henrietta	9 55

43 Ex.Su. Mixed	Mls.	Henrietta 1	44 Ex.Su. Mixed
8 30	0	Richmond	8 05
9 30	5.1	Rayville	f 7 53
10 00	13.6	Vibbard	f 7 33
f 10 35	24.8	Lawson	f 7 06
11 10	35.7	Lathrop	f 6 39
f 11 30	43.8	Wexford	f 6 17
f 11 45	46.9	Plattsburg	f 5 55
12 35	52.9	Seacres	f 5 35
f 1 00	61.8	Gower	f 5 17
f 1 20	68.6	Agency	5 00
1 45	73.1	Ajax	PM
		St. Joseph 15	

St. Joseph, Atchison and Topeka

Read down Read up

57 Daily Motor	Mls.	Table 15	58 Daily Motor
AM		Central Standard Time	PM
7 45	0	St. Joseph 14	6 00
8 35	20.8	Atchison, Kans. (U.D.)	5 15
8 50	21.4	Atchison (Tenth St.)	5 07
f 8 50	27.3	Parnell	f 4 56
8 53	29.6	Hawthorne	f 4 52
8 58	31.6	Cummings	4 48
9 10	37.6	Nortonville	4 39
9 25	46.8	Valley Falls	4 22
9 40	55.7	Rock Creek	4 09
9 47	60.2	Meriden	4 01
10 05	71.4	Topeka 2, 64	3 40

Kansas City and Leavenworth

Read down Read up

63 Ex.Su. Mixed	Mls.	Table 16	64 Ex.Su. Mixed
AM		Central Standard Time	AM
7 15	0	Kansas City (Argen. Sta.)	4 15
7 45	8.9	Holiday 2, 8	3 30
7 45	8.9	Wilder	3 30
8 15	12.7	Bonner Springs	3 10
8 30	14.2	Stone	3 00
f 8 45	20.2	East Fairmont	f 2 20
f 9 00	24.5	Lansing	f 2 05
9 30	29.4	Wadsworth	1 50
9 40	31.2	Leavenworth	1 20
10 10	34.7		1 00

Emporia, Virgil and Moline

Read down Read up

15 Daily	Mls.	Table 17	2 Daily
AM		Central Standard Time	PM
1 50	0	Kansas City	10 15
3 45	112.1	Emporia	7 30

96 Daily Mixed	Mls.	Emporia 2, 25, 26	95 Daily Mixed
7 30	0	Olpe	4 30
8 10	10.9	Root	f 3 50
f 8 20	15.3	Madison	f 3 30
8 40	20.2	M. D. Jet.	3 15
23.8	Ar	M. D. Jet.	2 50
23.8	Ar	Hilltop	2 50
28.4	Ar	Hilltop	f 2 30
33.8	Ar	Moline 23	2 10

Chanute and Fredonia

Read down Read up

63 Ex.Su. Motor	Mls.	Table 18	64 Ex.Su. Motor
AM		Central Standard Time	AM
5 45	0	Chanute 8, 19	7 25
f 6 00	8.3	Vilas	f 7 10
f 6 08	12.5	Rest	f 7 04
6 15	17.5	Benedict	6 58
6 40	25.9	Fredonia	6 45

Chanute and Joplin

Freight service only between Pittsburg and Joplin.

Read down Read up

57 Ex.Su. Motor	Mls.	Table 19	58 Ex.Su. Motor
AM		Central Standard Time	AM
7 30	0	Chanute 8, 18	10 50
f 7 47	7.1	Rollin	f 10 37
7 53	11.1	Shaw	10 30
8 01	15.5	Erie	10 23
f 8 07	19.2	Trent	f 10 17
8 16	25.9	Walnut	10 07
8 28	33.0	Brazilton	9 57
8 40	40.8	Girard	9 45
f 8 48	45.9	Radley	f 9 37
8 56	50.2	Frontenac	9 30
9 10	54.1	Pittsburg	9 15
AM	75.1	Joplin	AM

Rail-Auto Service available at this point

For explanation of Reference Marks See pages 6 and 7.

Ottawa and Gridley

For Motor Coach service between Ottawa and Waverly see Santa Fe Trailways folder.

Read down Read up

79 Ex.Su. Mixed	Mls.	Table 20	80 Ex.Su. Mixed
AM		Central Standard Time	PM
9 35	0	Ottawa 2, 8, 22	6 10
10 10	11.0	Homewood	4 30
f 10 10	13.7	Ransomville	f 4 15
10 30	16.6	Williamsburg	f 4 15
f 10 30	19.4	Silkville	f 4 15
10 45	22.8	Agricola	55
11 01	27.0	Waverly	40
11 15	32.2	Hall's Summit	20
11 30	37.3	Sharpe	00
12 15	45.6	Burlington	2 35
f 12 15	50.9	Viva	f 2 35
12 45	56.0	Gridley	2 00

Burlingame and Alma

Read down Read up

95 Ex.Su. Mixed	Mls.	Table 21	96 Ex.Su. Mixed
AM		Central Standard Time	PM
11 15	0	Burlingame 2	4 35
11 35	8.5	Harveyville	4 15
f 11 35	13.4	Bradford	f 4 15
12 15	18.1	Esckridge	3 45
12 45	25.5	Hessdale	3 20
f 12 45	32.2	Allendorph	f 3 20
1 25	33.8	Alma	3 00

Lawrence and Ottawa

Read down Read up

73 Tues. Thur. Sat. Mixed	Mls.	Table 22	74 Mon. Wed. Fri. Mixed
AM		Central Standard Time	AM
4 00	0	Lawrence 2	11 00
4 20	6.5	Sibleyville	10 40
4 30	9.7	Vinland	10 30
4 55	15.4	Baldwin	10 15
5 20	26.2	Ottawa Jet. 2, 8	9 50
5 25	27.1	Ottawa 2, 8, 20	9 45

Coffeyville and Wichita

Read down Read up

74 Daily Mixed	114-13-14 Daily Motor	Mls.	Table 23	13-14-113 Daily Motor	73 Daily Mixed
AM			Central Standard Time	AM	
7 30	10 00	0	Coffeyville 8	8 45	3 30
7 50	10 12	8.3	Liberty	f 8 22	
8 05	10 25	16.6	Cherryvale 8	8 10	2 50
AM	10 33	16.6	Cherryvale	8 05	AM
10 45	26.3	Ar	Independence 8	7 45	
11 07	39.0	Ar	Elk City	7 22	
f 11 15	45.4	Ar	Oak Valley	7 10	
11 22	50.7	Ar	Longton	7 01	
11 31	56.5	Ar	Elk Falls	6 52	
11 42	63.2	Ar	Moline 17	6 41	
11 55	71.6	Ar	Grenola	6 26	
12 11	78.0	Ar	Grand Summit	6 13	
12 22	86.3	Ar	Cambridge	5 57	
12 33	91.6	Ar	Burden	5 47	
12 46	99.5	Ar	New Salem	5 35	
f 1 00	107.9	Ar	Winfield (Main St.)	5 20	
f 1 20	120.7	Ar	Udall	4 56	
f 1 37	130.7	Ar	Mulvane	4 41	
f 1 42	135.6	Ar	Derby	4 31	
2 00	146.3	Ar	Wichita, 4, 7, 32, 33, 64, 78	4 15	

Emporia and Superior

Read down Read up

55 Sun. Mixed	51 Ex.Su. Motor	73 Ex.Su. Motor	Mls.	Table 25	74 Ex.Su. Mixed	52 Ex.Su. Motor	56 Sun. Mixed
AM				Central Standard Time	PM		
4 15	4 15	0	Ar	Emporia 2, 17, 26, 64	4 35	5 40	
f 4 27	4 27	8.1	Ar	Plymouth	f 4 25	5 19	
4 31	4 31	11.3	Ar	Saffordville	4 21	5 13	
f 4 35	4 35	13.3	Ar	Ellinor	f 4 17	5 08	
4 52	4 52	19.6	Ar	Strong City	4 08	4 56	
4 52	4 52	3.05	Ar	Strong City 2	4 08	4 56	
5 17	5 17	31.4	Ar	Hymer	3 48	4 32	
f 5 29	5 29	37.2	Ar	Diamond Springs	3 36	4 20	
5 41	5 43	43.0	Ar	Burdick	3 26	4 08	
6 02	6 00	49.3	Ar	Lost Springs	3 13	3 54	
6 26	6 15	60.6	Ar	Hope	2 50	3 26	
6 42	6 29	68.2	Ar	Navarre	2 36	3 10	
6 58	6 44	75.9	Ar	Enterprise	2 23	2 55	
7 20	6 55	6.00	Ar	Abilene 36	2 05	2 40	
7 41	7 15	6.22	Ar	Talmage	1 50	2 10	
f 7 53	7 26	6.35	Ar	Manchester 28	1 40	1 57	
8 05	7 35	6.50	Ar	Longford	1 30	1 44	
f 8 17	7 46	7.05	Ar	Oak Hill	1 20	1 32	
8 37	8 05	7.30	Ar	Miltonvale	1 05	1 12	
8 56	8 19	7.55	Ar	Aurora	1 17	1 27	
9 30	8 55	8.28	Ar	Concordia	1 45	1 25	
AM	AM	10 15	Ar	Concordia	12 05	PM	
		11 01	Ar	Kackley	11 30	PM	
		11 15	Ar	Courtland	11 15	PM	
		11 40	Ar	Lovell	11 00	PM	
		11 55	Ar	Webber	10 35	PM	
		12 15	Ar	Superior	10 15	PM	

Emporia and Winfield

Via Bazar

Read down Read up

25 Daily Motor	Mls.	Table 26	26 Daily Motor
AM		Central Standard Time	PM
11 10	0	Emporia 2, 17, 25, 64	7 00
f 11 23	8.1	Plymouth	f 6 50
11 27	11.3	Saffordville	f 6 45
f 11 30	13.3	Ellinor	f 6 42
f 11 36	17.7	Gladstone	f 6 35
11 45	24.0	Bazar	6 26
11 55	32.3	Matfield Green	6 15
12 08	42.1	Cassoday	6 01
f 12 14	46.3	Aikman	f 5 55
f 12 24	54.0	Chelsea	f 5 43
12 48	62.2	El Dorado	5 31
f 12 53	65.5	Vanora	f 5 16
f 1 15	73.5	Augusta	5 08
f 1 22	84.8	Gordon	f 4 58
f 1 30	90.4	Douglass	4 51
f 1 40	96.6	Rock	4 41
1 55	105.0	Akron	f 4 34
AM		Winfield 23, 64	4 20
2 08	105.0	Winfield	4 12
2 25	117.6	Arkansas City	3 50

Geuda Springs and Anthony

Read down Read up

79 Tues. Sat. Mixed	81 Tues. Sat. Mixed	Mls.	Table 27	82 Mon. Wed. Fri. Mixed	80 Tues. Sat. Mixed
AM			Central Standard Time	PM	AM
10 10	10 10	0	Geuda Springs	Ar	10 00
10 30	10 30	5.1	Ashton	Lv	9 45
10 55	10 55	9.2	Portland	Lv	9 30
11 15	11 15	15.0	South Haven	Lv	9 00
AM	11 35	19.4	Drury	Lv	8 50
Ar	12 05	25.2	Caldwell	Lv	8 30
AM	1 15	40.9	Bluff City	Lv	8 15
AM	2 00	51.8	Anthony 31	Lv	8 00

Manchester and Barnard

Read down Read up

85 Ex.Su. Mixed	Mls.	Table 28	86 Ex.Su. Mixed
AM		Central Standard Time	PM
7 35	0 0	Manchester 25	Ar
7 50	5.7	Vine Creek	Lv
8 20	14.4	Wells	Lv
8 53	24.1		

Great Bend and Garden City

Read down		Read up	
70 Tues. Thur. Sat. Mixed	69 Ex.Su. Mixed	70 Ex.Su. Mixed	69 Mon. Wed. Fri. Mixed
Table 37			
Central Standard Time			
AM	PM	AM	PM
9:00	3:00	9:00	3:00
9:20	3:20	9:20	3:20
9:45	3:45	9:45	3:45
10:00	4:00	10:00	4:00
10:17	4:17	10:17	4:17
10:42	4:42	10:42	4:42
11:02	5:02	11:02	5:02
11:25	5:25	11:25	5:25
12:01	6:01	12:01	6:01
12:35	6:35	12:35	6:35
1:25	7:25	1:25	7:25
1:45	7:45	1:45	7:45
2:10	8:10	2:10	8:10
2:35	8:35	2:35	8:35
2:50	8:50	2:50	8:50
3:35	9:35	3:35	9:35
AM	PM	AM	PM
7:30	12:30	7:30	12:30
7:52	12:52	7:52	12:52
8:27	13:27	8:27	13:27
8:47	13:47	8:47	13:47
9:30	14:30	9:30	14:30

Holly and La Junta

Read down		Read up	
85 Tues. Thur. Sat. Mixed	86 Mon. Wed. Fri. Mixed	85 Tues. Thur. Sat. Mixed	86 Mon. Wed. Fri. Mixed
Table 41			
Mountain Standard Time			
AM	PM	AM	PM
6:40	2:05	6:40	2:05
6:54	2:19	6:54	2:19
6:59	2:24	6:59	2:24
7:13	2:38	7:13	2:38
7:50	3:15	7:50	3:15
8:15	3:40	8:15	3:40
9:15	4:40	9:15	4:40
10:00	5:25	10:00	5:25
10:18	5:43	10:18	5:43
11:35	7:00	11:35	7:00
10:40	6:05	10:40	6:05
11:00	6:25	11:00	6:25
10:12	5:37	10:12	5:37
#1130	6:14	#1130	6:14
11:40	6:45	11:40	6:45
11:50	6:55	11:50	6:55
12:15	7:20	12:15	7:20
AM	PM	AM	PM
12:25	7:30	12:25	7:30
1:16	8:21	1:16	8:21
1:50	8:55	1:50	8:55
2:05	9:10	2:05	9:10
AM	PM	AM	PM

La Junta and Amarillo

Read down		Read up	
54 Daily Mixed	53 Daily Mixed	54 Daily Mixed	53 Daily Mixed
Table 46			
Mountain Standard Time			
AM	PM	AM	PM
9:00	5:15	9:00	5:15
9:35	5:50	9:35	5:50
9:59	6:14	9:59	6:14
10:27	6:42	10:27	6:42
11:05	7:20	11:05	7:20
11:30	7:45	11:30	7:45
12:05	8:20	12:05	8:20
12:30	8:45	12:30	8:45
12:55	9:10	12:55	9:10
AM	PM	AM	PM
1:30	9:45	1:30	9:45
2:30	10:45	2:30	10:45
3:30	11:45	3:30	11:45
4:30	12:45	4:30	12:45
5:35	1:50	5:35	1:50
6:10	2:25	6:10	2:25
9:30	5:45	9:30	5:45
AM	PM	AM	PM

Larned and Jetmore

Read down		Read up	
71 Ex.Su. Mixed	72 Ex.Su. Mixed	71 Ex.Su. Mixed	72 Ex.Su. Mixed
Table 38			
Central Standard Time			
AM	PM	AM	PM
9:00	1:45	9:00	1:45
9:19	2:04	9:19	2:04
9:34	2:19	9:34	2:19
9:45	2:30	9:45	2:30
10:02	2:47	10:02	2:47
10:32	3:17	10:32	3:17
11:00	3:45	11:00	3:45
AM	PM	AM	PM

Caney and Ralston

Read down		Read up	
71 Ex.Su. Mixed	72 Ex.Su. Mixed	71 Ex.Su. Mixed	72 Ex.Su. Mixed
Table 42			
Central Standard Time			
AM	PM	AM	PM
7:25	1:35	7:25	1:35
7:30	1:40	7:30	1:40
7:44	1:54	7:44	1:54
7:57	2:07	7:57	2:07
8:08	2:18	8:08	2:18
8:36	2:46	8:36	2:46
8:56	3:06	8:56	3:06
9:21	3:31	9:21	3:31
9:38	3:48	9:38	3:48
10:00	4:10	10:00	4:10
AM	PM	AM	PM

Arkansas City and So. Shawnee

Read down		Read up	
15 Daily	27 Daily	6-2 Daily	6-2 Daily
Table 47			
Central Standard Time			
AM	PM	AM	PM
1:50	9:40	1:50	9:40
6:40	4:10	6:40	4:10
AM	PM	AM	PM
7:00	5:25	7:00	5:25
7:08	5:33	7:08	5:33
7:20	5:45	7:20	5:45
7:38	6:03	7:38	6:03
7:47	6:12	7:47	6:12
7:54	6:21	7:54	6:21
8:03	6:28	8:03	6:28
8:25	6:45	8:25	6:45
8:36	6:55	8:36	6:55
8:51	7:07	8:51	7:07
9:11	7:20	9:11	7:20
9:33	7:41	9:33	7:41
9:57	8:10	9:57	8:10
10:13	8:20	10:13	8:20
10:19	8:25	10:19	8:25
10:39	8:45	10:39	8:45
10:43	8:45	10:43	8:45
10:54	8:55	10:54	8:55
11:07	9:05	11:07	9:05
11:17	9:15	11:17	9:15
11:30	9:25	11:30	9:25
11:38	9:32	11:38	9:32
11:46	9:39	11:46	9:39
12:10	10:00	12:10	10:00
12:25	10:15	12:25	10:15
AM	PM	AM	PM

Dodge City and Boise City

For additional Motor Coach service between Dodge City and Hugoton see Santa Fe Trailways folder.

Read down		Read up	
Motor Coach Daily	73 Daily Mixed	74 Daily Mixed	Motor Coach Daily
Table 39			
Central Standard Time			
AM	PM	AM	PM
11:30	5:45	11:30	5:45
11:55	6:10	11:55	6:10
12:05	6:20	12:05	6:20
12:15	6:30	12:15	6:30
12:35	6:50	12:35	6:50
12:55	7:10	12:55	7:10
1:10	7:25	1:10	7:25
1:35	7:40	1:35	7:40
2:00	8:05	2:00	8:05
2:25	8:30	2:25	8:30
2:50	8:55	2:50	8:55
3:10	9:15	3:10	9:15
3:45	9:50	3:45	9:50
4:17	10:22	4:17	10:22
4:50	10:55	4:50	10:55
6:00	12:05	6:00	12:05
AM	PM	AM	PM

Cushing and Guthrie

Read down		Read up	
80-87 Ex.Su. Mixed	88-79 Ex.Su. Mixed	80-87 Ex.Su. Mixed	88-79 Ex.Su. Mixed
Table 43			
Central Standard Time			
AM	PM	AM	PM
7:00	2:15	7:00	2:15
7:20	2:35	7:20	2:35
7:40	2:55	7:40	2:55
8:15	3:30	8:15	3:30
8:35	3:50	8:35	3:50
8:55	4:10	8:55	4:10
9:10	4:25	9:10	4:25
9:30	4:45	9:30	4:45
10:00	5:15	10:00	5:15
AM	PM	AM	PM

Arkansas City and So. Shawnee (Continued)

Read down		Read up	
79 Ex.Su. Mixed	80 Ex.Su. Mixed	79 Ex.Su. Mixed	80 Ex.Su. Mixed
Table 47			
Central Standard Time			
AM	PM	AM	PM
1:45	9:30	1:45	9:30
2:15	10:00	2:15	10:00
AM	PM	AM	PM
10:43	8:45	10:43	8:45
10:54	8:55	10:54	8:55
11:07	9:05	11:07	9:05
11:17	9:15	11:17	9:15
11:30	9:25	11:30	9:25
11:38	9:32	11:38	9:32
11:46	9:39	11:46	9:39
12:10	10:00	12:10	10:00
12:25	10:15	12:25	10:15
AM	PM	AM	PM

Satanta and Pritchett

Read down		Read up	
85 Mon. Wed. Fri. Mixed	86 Tues. Thur. Sat. Mixed	85 Mon. Wed. Fri. Mixed	86 Tues. Thur. Sat. Mixed
Table 40			
Central Standard Time			
AM	PM	AM	PM
12:40	12:01	12:40	12:01
2:05	1:26	2:05	1:26
2:45	2:06	2:45	2:06
3:25	2:46	3:25	2:46
3:52	3:13	3:52	3:13
4:50	4:11	4:50	4:11
5:20	4:41	5:20	4:41
5:55	5:16	5:55	5:16
6:30	5:51	6:30	5:51
7:45	7:06	7:45	7:06
AM	PM	AM	PM

Cushing and Drumright

Read down		Read up	
59 Ex.Su. Mixed	60 Ex.Su. Mixed	59 Ex.Su. Mixed	60 Ex.Su. Mixed
Table 44			
Central Standard Time			
AM	PM	AM	PM
7:30	2:50	7:30	2:50
8:20	3:40	8:20	3:40
AM	PM	AM	PM

Guthrie and Kiowa

Read down		Read up	
54 Daily Motor	53 Daily Motor	54 Daily Motor	53 Daily Motor
Table 48			
Central Standard Time			
AM	PM	AM	PM
8:35	4:20	8:35	4:20
9:00	4:45	9:00	4:45
9:09	4:54	9:09	4:54
9:20	5:05	9:20	5:05
9:33	5:18	9:33	5:18
9:45	5:30	9:45	5:30
10:10	5:55	10:10	5:55
10:10	5:55	10:10	5:55
10:35	6:20	10:35	6:20
10:45	6:30	10:45	6:30
10:57	6:42	10:57	6:42
11:15	7:00	11:15	7:00
11:30	7:15	11:30	7:15
11:45	7:30	11:45	7:30
AM	PM	AM	PM

Lamy and Santa Fe

Read down		Read up	
19 Motor Coach Daily	17 Motor Coach Daily	15 Motor Coach Daily	13 Motor Coach Daily
Table 49			
Mountain Standard Time			
AM	PM	AM	PM
8:05	1:55	8:05	1:55
8:50	2:40	8:50	2:40
AM	PM	AM	PM

Rincon and Silver City

Read down		Read up	
47 Daily Mixed	48 Daily Mixed	47 Daily Mixed	48 Daily Mixed
Table 50			
Mountain Standard Time			
AM	PM	AM	PM
5:30	10:40	5:30	10:40
5:50	11:00	5:50	11:00
6:32	11:42	6:32	11:42
6:59	12:09	6:59	12:09
7:40	12:50	7:40	12:50
8:10	13:20	8:10	13:20
8:25	13:35	8:25	13:35
9:10	14:20	9:10	14:20
9:45	14:55	9:45	14:55
11:05	16:15	11:05	16:15

For Santa Fe Trailways bus service between Newton and Oklahoma City see page 36

Newton and Ft. Worth

For Explanation of Reference Marks see pages 6 and 7. Rail-Auto Service available at this point. Read up

Read down		No. 1 Daily		No. 23 Daily		No. 11 Daily		No. 15 Daily		Miles		Table 64		No. 2 Daily		No. 16 Daily		No. 24 Daily		No. 2 Daily			
		PM		PM		AM		PM		PM		Central Standard Time		AM		AM		PM		AM			
		9:00		12:01		9:30		9:00		6:00		Lv. CHICAGO		8:45		9:00		9:45		3:30		8:45	
		7:15		9:15		5:00		7:15		1:30		Ar. KANSAS CITY		10:45		1:30		2:15		7:00		10:45	
				No. 23 Daily		No. 27 Daily												No. 28 Daily		No. 24 Daily			
				8:00		9:45		5:15		8:00		Lv. KANSAS CITY		10:15		1:10		2:00		6:50		10:15	
				9:25		11:10		6:25		9:25		Ar. Topeka		8:40		11:40		12:45		8:40		8:40	
				10:50		11:45		7:30		10:50		Ar. Emporia		7:25		11:15		4:05		4:20		7:25	
				12:05		12:55		8:38		12:05		Ar. NEWTON		6:10		10:10		2:45		3:10		6:10	
		45 Motor Daily		13-14 Motor Daily		12:50		8:42		12:30		Lv. NEWTON 2, 4, 7		5:50		10:05		10:30		2:25		3:00	
		AM		PM		1:30		2:45		5:35		Ar. Sedwick		5:04		10:30		4:35		2:00		5:20	
		5:40		4:15		1:45		2:55		5:35		Ar. Valley Center		4:55		10:30		4:35		2:00		5:20	
		5:54		4:31		2:05		3:10		5:35		Ar. North Wichita		4:55		10:30		4:35		2:00		5:20	
		6:00		4:41		2:05		3:10		5:35		Ar. WICHITA 4, 7, 32, 33, 78		4:55		10:30		4:35		2:00		5:20	
		6:08		4:41		2:05		3:10		5:35		Ar. Derby		4:55		10:30		4:35		2:00		5:20	
		6:30		4:41		2:05		3:10		5:35		Ar. Mulvane		4:55		10:30		4:35		2:00		5:20	
		51 Motor Ex-Su.		55 Motor Sun.		4:41		3:45		10:00		Ar. Belle Plaine		4:55		10:30		4:35		2:00		5:20	
		7:00		5:25		4:56		4:10		10:15		Ar. Wellington, 7, 78		4:55		10:30		4:35		2:00		5:20	
		7:08		5:35		4:56		4:15		10:17		Ar. Mulvane		4:55		10:30		4:35		2:00		5:20	
		7:20		5:45		4:56		4:15		10:17		Ar. Udall		4:55		10:30		4:35		2:00		5:20	
		AM		Ar		4:56		4:15		10:17		Ar. Winfield 23, 26		4:55		10:30		4:35		2:00		5:20	
		7:33		5:50		4:56		4:15		10:17		Ar. Hackney		4:55		10:30		4:35		2:00		5:20	
		7:43		6:00		4:56		4:15		10:17		Ar. ARKANSAS CITY, Kans.		4:55		10:30		4:35		2:00		5:20	
		8:00		6:30		4:56		4:15		10:17		Ar. Arkansas River Chillico, Okla.		4:55		10:30		4:35		2:00		5:20	
				6:55		4:56		4:15		10:17		Ar. Newkirk 47		4:55		10:30		4:35		2:00		5:20	
				6:55		4:56		4:15		10:17		Ar. Kildare		4:55		10:30		4:35		2:00		5:20	
				7:10		4:56		4:15		10:17		Ar. Ponca City 31		4:55		10:30		4:35		2:00		5:20	
				7:33		4:56		4:15		10:17		Ar. Marland		4:55		10:30		4:35		2:00		5:20	
				7:43		4:56		4:15		10:17		Ar. Red Rock		4:55		10:30		4:35		2:00		5:20	
				8:00		4:56		4:15		10:17		Ar. Perry		4:55		10:30		4:35		2:00		5:20	
				12:35		5:25		9:00		8:50		Ar. OKLAHOMA CITY		6:00		9:15		6:45		9:15		6:00	
				12:50		5:35		9:05		8:50		Ar. OKLAHOMA CITY		6:00		9:15		6:45		9:15		6:00	
				1:05		6:00		9:23		8:59		Ar. Moore		6:38		7:20		6:55		7:20		6:38	
				1:20		6:00		9:23		8:59		Ar. Norman		6:38		7:20		6:55		7:20		6:38	
				1:30		6:00		9:23		8:59		Ar. Noble		6:38		7:20		6:55		7:20		6:38	
				1:45		6:25		9:40		8:84		Ar. South Canadian River Purell		6:38		7:20		6:55		7:20		6:38	
				1:50		6:30		9:45		8:84		Ar. Purell		6:38		7:20		6:55		7:20		6:38	
				2:11		6:30		9:45		8:84		Ar. Wayne		6:38		7:20		6:55		7:20		6:38	
				2:23		6:30		9:45		8:84		Ar. Paoli		6:38		7:20		6:55		7:20		6:38	
				2:36		7:07				905.4		Ar. Washita River Pauls Valley 73		6:38		7:20		6:55		7:20		6:38	
				2:49		7:07				912.9		Ar. Wynnewood		6:38		7:20		6:55		7:20		6:38	
				3:04		7:07				922.9		Ar. Davis		6:38		7:20		6:55		7:20		6:38	
				3:20		7:07				931.3		Ar. Dougherty		6:38		7:20		6:55		7:20		6:38	
				3:38		7:07				940.6		Ar. Gene Autry		6:38		7:20		6:55		7:20		6:38	
				3:59		7:07				950.3		Ar. Ardmore 69		6:38		7:20		6:55		7:20		6:38	
				4:28		7:07				967.8		Ar. Marietta		6:38		7:20		6:55		7:20		6:38	
				4:42		7:07				977.9		Ar. Thackerville		6:38		7:20		6:55		7:20		6:38	
				5:06		7:07				986.5		Ar. Red River Windsor		6:38		7:20		6:55		7:20		6:38	
				5:20		7:07				990.2		Ar. Gainesville		6:38		7:20		6:55		7:20		6:38	
				5:33		7:07				1001.1		Ar. Valley View		6:38		7:20		6:55		7:20		6:38	
				5:46		7:07				1008.7		Ar. Sanger		6:38		7:20		6:55		7:20		6:38	
				5:56		7:07				1017.3		Ar. Krum		6:38		7:20		6:55		7:20		6:38	
				6:06		7:07				1023.6		Ar. Ponder		6:38		7:20		6:55		7:20		6:38	
				6:19		7:07				1030.3		Ar. Justin		6:38		7:20		6:55		7:20		6:38	
				6:32		7:07				1038.9		Ar. Haslet		6:38		7:20		6:55		7:20		6:38	
				6:50		7:07				1047.0		Ar. Saginaw		6:38		7:20		6:55		7:20		6:38	
				7:15		7:07				1054.7		Ar. FORT WORTH 65, 67, 79		6:38		7:20		6:55		7:20		6:38	
				8:00		7:07				1054.7		Ar. FORT WORTH 65, 67, 79		6:38		7:20		6:55		7:20		6:38	
				8:00		7:07				1085.7		Ar. DALLAS 65, 67, 70, 79		6:38		7:20		6:55		7:20		6:38	
				11:00		7:07				1054.7		Ar. FORT WORTH 65, 67, 79		6:38		7:20		6:55		7:20		6:38	
				11:00		7:07				1196.9		Ar. BROWNWOOD 66, 67, 71, 79		6:38		7:20		6:55		7:20		6:38	
				12:25		7:07				1054.7		Ar. FORT WORTH 65, 67, 79		6:38		7:20		6:55		7:20		6:38	
				3:20		7:07				1054.7		Ar. FORT WORTH 65, 67, 79		6:38		7:20		6:55		7:20		6:38	
				5:35		7:07				1054.7		Ar. FORT WORTH 65, 67, 79		6:38		7:20		6:55		7:20		6:38	

Time shown in light figures indicates a. m. Time shown in dark figures indicates p. m.

Ft. Worth, Temple, Houston, Galveston and New Orleans

Read down G. C. & S. F. Ry. Read up

Read down		No. 5 Daily		No. 15 Daily		Miles		Table 65		No. 16 Daily		No. 6 Daily	
		PM		PM				Central Standard Time		Motor Coach		Motor Coach	
		9:30		10:15		0		Lv. FT. WORTH 64, 67, 79		1:50		7:40	
		10:55		11:09		1054.7		Ar. Seminary Hill		1:50		7:40	
		11:19		11:32		1059.9		Ar. Crowley		1:50		7:40	
		11:45		11:50		1067.2		Ar. Joshua		1:50		7:40	
		12:09		12:19		1075.6		Ar. CLEBURNE		1:50		7:40	
		12:32		12:43		1083.4		Ar. CLEBURNE		1:50		7:40	
		12:59		1:16		1091.4		Ar. Rio Vista		1:50		7:40	
		1:45		1:45		1097.8		Ar. Blum		1:50		7:40	
		2:19		2:32		1105.9		Ar. Brazos River Kopperl		1:50		7:40	
		2:43		2:59		1113.1		Ar. Morgan		1:50		7:40	
		3:10		3:27		1120.5		Ar. Meridian		1:50		7:40	
		3:38		3:56		1130.8		Ar. Clifton		1:50		7:40	
		4:06		4:25		1141.9		Ar. Valley Mills		1:50		7:40	
		4:34		4:54		1151.9		Ar. Crawford		1:50		7:40	
		5:02		5:23		1157.6		Ar. M. Gregor		1:50		7:40	
		5:30		5:52		1182.9		Ar. TEMPLE 66, 79		1:50		7:40	
		6:00		6:23		1188.7		Ar. TEMPLE		1:50		7:40	
		6:30		6:54		1196.3		Ar. Heidenheimer		1:50		7:40	

Beaumont, Center and Longview

Table 74: Beaumont, Center and Longview. Includes routes to Silsbee, Bessmay, Kirbyville, Bonami, Roganville, Jasper, Brookeland, Pneland, Bronson, San Augustine, Bland Lake, Calgary, Neuville, Choice, Center, Flat Fork, Tenaha, Gary, Carthage, Beckville, Tatum, Easton, Woodall, Longview.

Sealy and Matagorda

Table 77: Sealy and Matagorda. Includes routes to Sealy, Beard, Eagle Lake, Rayner Jet, Calhoun, Eldridge, Garwood, McDow, Bonus, Nedra, Egypt, Glen Flora, Wharton, Lane City, Cane Jet, Magnat, Bay City, Wadsworth, Gulf Hill, Matagorda.

Rail-Auto Service available at this point For Explanation of Reference Marks See Pages 6 and 7

Wichita and Presidio

Table 78: Wichita and Presidio. Includes routes to CHICAGO, KANSAS CITY, WICHITA, WICHITA 4, 7, 23, 32, 33, 64, Mulvane, Wellington, Mayhead, Milan, Argonia, Danville, Harper, Attica, Crisfield, Hazelton, Kiowa, Cherokee, Yewed, Carmen, Aline, West Cleo, Orienta, FAIRVIEW, Longdale, Canton, Oakwood, Thomas, Custer City, Arapaho, Clinton, Dill City, Sentinel, Lone Wolf, Lugert, Blair, ALTUS, Elmer, Okla.-Tex. State Line, Ranchland, Odell, Chillicothe, Medicine Mound, Margaret, Crowell, Foard City, Truscott, Benjamin, Knox City, O'Brien, Rochester, Rule, Sargent, HAMLIN, McCauley, Sylvester, Longworth, SWEETWATER, Maryneal, Blackwell, Ft. Chadbourne, Bronte, Tennyson, Wooland, SAN ANGELO, Tankersly, Mertzson, Barnhart, Big Lake, Best, Rita Santa, Texon, Rankin, McCAMEY, McCAVEY, Girvin, Owego, Baldridge, FORT STOCKTON, Hovey, ALPINE, ALPINE, Paisano, Perdiz, Plata, Casa-Piedra, PRESIDIO.

Rail-Auto Service available at this point For Explanation of Reference Marks see Pages 6 and 7

Amarillo, Clovis, Lubbock, Sweetwater, Brownwood, Temple, and Galveston

Table 79: Amarillo, Clovis, Lubbock, Sweetwater, Brownwood, Temple, and Galveston. Includes routes to Amarillo, Canyon, Ogg, Happy, Kafir, Tulia, Eunice, Kress, Finney, Plainview, Furguson, Hale Center, Underwood, Abernathy, Monroe, Lubbock, Farwell-Texico, Lariat, Muleshoe, Sudan, Amherst, Littlefield, Anton, Roundup, Shallowater, Lubbock, Lubbock, Posey, Slaton, Southland, Post, Justiceburg, Dermott, Snyder, Hermleigh, Sweetwater, Sweetwater, Fort Worth, Dallas, Sweetwater, Blair, View, Buffalo Gap, Tuscola, Lawn, Novice, Silver Valley, Coleman, Santa Anna, Bangs, Brownwood, Zephyr, Mullen, Goldthwaite, Lometa, Lampasas, Kempner, Copperas Cove, Killeen, Nolanville, Belton, Temple, Houston, Galveston.

For add'l service Brownwood to Temple see Table 66

Rail-Auto Service available at this point For Explanation of Reference Marks see Pages 6 and 7

Clovis and Pecos

Table 80: Clovis and Pecos. Includes routes to Clovis, Portales, Elida, Kenna, Campbell, Roswell, Chisum, Dexter, Greenfield, Hagerman, Lake Arthur, Artesia, Dayton, Lakewood, Carlsbad, Otis, Loving, Malaga, Red Bluff, Corral, Angeles, Oria, Arno, Pecos.

Shattuck and Spearman

Table 81: Shattuck and Spearman. Includes routes to Shattuck, Follett, Darrowsett, Booker, Perryton, Farnsworth, Waka, Spearman.

Pampa and Clinton

Table 82: Pampa and Clinton. Includes routes to Pampa, Mobeetle, Briscoe, Allison, Reydon, Cheyenne, Strong City, Hammon, Butler, Clinton.

White Deer and Skellytown

Table 83: White Deer and Skellytown. Includes routes to White Deer, Skellytown.

Panhandle and Borger

Table 84: Panhandle and Borger. Includes routes to Panhandle, Borger.

Plainview and Floydada

Table 85: Plainview and Floydada. Includes routes to Plainview, Lockney, Floydada.

Lubbock and Crosbyton

Table 86: Lubbock and Crosbyton. Includes routes to Lubbock, Crosbyton.

Lubbock and Bledsoe

Table 87: Lubbock and Bledsoe. Includes routes to Lubbock, Bledsoe.

Lubbock and Seagraves

Table 88: Lubbock and Seagraves. Includes routes to Lubbock, Doud, Ropes, Meadow, Brownfield, Seagraves.

Slaton and Lamesa

Table 89: Slaton and Lamesa. Includes routes to Slaton, Wilson, Tahoka, O'Donnell, Lamesa.

San Angelo and Sonora

Table 90: San Angelo and Sonora. Includes routes to San Angelo, Christoval, Eldorado, Sonora.

Connections at Chicago

Union Station, Canal, Adams, Jackson and Clinton Streets (1 mile from Dearborn Station)

Table for Pennsylvania R. R. connections at Chicago, showing Central Standard Time and Eastern Standard Time for various routes like Chicago, Pittsburgh, Washington, and New York.

Table for Pennsylvania-Norfolk and Western connections at Chicago, showing Central Standard Time and Eastern Standard Time for routes to Cincinnati, Indianapolis, Louisville, and others.

Connections at Kansas City (Union Station)

Table for Missouri Pacific R. R. and Chicago, Burlington & Quincy R. R. connections at Kansas City, showing Central Standard Time for various routes.

Table for Wabash Ry. connections at Kansas City, showing Central Standard Time for routes to Kansas City, Moberly, Mexico, and St. Louis.

Table for Frisco Lines connections at Kansas City, showing Central Standard Time for routes to Fort Scott, Pittsburg, Joplin, Springfield, Memphis, Pensacola, Birmingham, Atlanta, Jacksonville, and Miami.

Table for Chicago Great Western R. R. connections at Kansas City, showing Central Standard Time for routes to Kansas City, Des Moines, Marshalltown, Waterloo, Dubuque, Rochester, St. Paul, and Minneapolis.

Reference Notes. * Daily. † Daily except Sunday

Time shown in light figures indicates a.m. Time shown in dark figures indicate p.m.

Connections at Kansas City (Union Station)

Table for C. R. I. & P. Ry. and The Milwaukee Road connections at Kansas City, showing Central Standard Time for routes to St. Louis, Des Moines, St. Paul, Minneapolis, Cedar Rapids, Muscatine, Davenport, Clinton, Savanna, Janesville, Madison, and Milwaukee.

Connections at St. Louis (Union Station)

Table for Pennsylvania R. R. and N. Y. C. & St. L. R. R. (Nickel Plate) connections at St. Louis, showing Central Standard Time for routes to St. Louis, Terre Haute, Greencastle, Indianapolis, Dayton, Pittsburgh, Baltimore, Washington, North Philadelphia, and New York.

Table for New York Central System (Big Four) and Baltimore & Ohio R. R. connections at St. Louis, showing Central Standard Time for routes to St. Louis, Indianapolis, Cincinnati, Richmond, Norfolk, Washington, Cleveland, Buffalo, New York (G.C. Terminal), and Boston.

Table for Louisville & Nashville R. R. connections at St. Louis, showing Central Standard Time for routes to St. Louis, Evansville, Henderson, Louisville, Evansville, Hopkinsville, Nashville, Birmingham, Montgomery, Pensacola, Mobile, and New Orleans.

Table for Illinois Central R. R. connections at St. Louis, showing Central Standard Time for routes to St. Louis, North Cairo, Memphis, Jackson, and New Orleans.

Reference Notes. * Daily. † Daily except Sunday. ‡ Flag stop. ▲ 30th St. Station. ⊕ Connection at North Cairo with Bus.

Time shown in light figures indicates a.m. Time shown in dark figures indicates p.m.

Connections at Denver. Table with columns for WEST, EAST, STATIONS, and times. Includes routes to Ogden, Reno, Sacramento, and San Francisco.

Connections at Deming. Table with columns for SOUTH, NORTH, S. P. R. R. of Mexico, and times. Includes routes to Tucson, Nogales, Hermosillo, and Guaymas.

Connections at El Paso. Table with columns for SOUTH, NORTH, National Rys. of Mexico, Southern Pacific Lines, and times. Includes routes to El Paso, Chihuahua, Torreon, and Guadalajara.

Connections at Fort Worth. Table with columns for SOUTH, NORTH, Missouri Pacific Lines, and times. Includes routes to Fort Worth, Waco, Austin, and San Antonio.

Connections at Houston. Table with columns for SOUTH, NORTH, Southern Pacific Lines, and times. Includes routes to Houston, Rosenberg, San Antonio, Corpus Christi, and Brownsville.

Connection at San Antonio. Table with columns for SOUTH, NORTH, Missouri Pacific Lines, and times. Includes routes to San Antonio, Laredo, Nuevo Laredo, Monterrey, and Mexico City.

Connections at Merced. Table with columns for EAST, WEST, Via Yosemite Transportation Co., and times. Includes routes to San Francisco, Oakland, Richmond, and Merced.

Reference Notes. Text providing instructions for interpreting the timetables, including symbols for daily service, flag stops, and optional arrangements.

MISCELLANEOUS INFORMATION

NOT RESPONSIBLE. The Atchison, Topeka & Santa Fe Railway System will not be responsible for errors in these time tables, nor for inconvenience or damage resulting from delayed trains, or failure to make connections.

BUY TICKETS before boarding trains. ONLY ONE COUPON required for passage between any two points on Santa Fe System Lines.

PREPAID TICKETS. Tickets can be furnished anywhere on order and deposit given to your Santa Fe agent. Ask for information as to delivery of tickets at any point in the United States by placing order and making deposit at destination.

CHAIR CARS. No extra charge is made for occupancy of seat in chair cars, except that an extra fare is charged on El Capitan, trains 21 and 22. An extra charge is made in parlor cars on all trains so equipped.

CHILDREN under 5 years of age, when accompanied by parent or guardian, will be carried free. Children 5 years and under 12 years, one-half fare. Children 12 years of age or over, full fare.

ADJUSTMENT OF FARES. In cases of dispute with conductors or agents, pay the fare required, take receipt and communicate with the General Passenger Traffic Manager.

REDEMPTION OF TICKETS. Tickets unused, or partly used, will be redeemed under tariff regulations at proper value.

STOP-OVERS. First-class One-way and One-way Coach tickets have a transit limit of thirty days and stop-overs are allowed at all points en route within that limit.

BAGGAGE. (a) 150 pounds of baggage, not exceeding \$100.00 in value, will be checked free on each adult full fare one way or round trip first class, intermediate or coach ticket.

(b) Between Lamy and Santa Fe, via Indian Detours Transportation Co. Free allowance 150 pounds on each adult ticket and 75 pounds on each child's half ticket.

PROHIBITED ARTICLES. Money, jewelry, silverware, negotiable papers, liquids, fragile or perishable articles, radios and household goods must not be included in checked baggage.

BAGGAGE STORAGE CHARGES accruing at any Santa Fe station, account Grand Canyon, Carlsbad Caverns (from Clovis), Boulder Dam (from Kingman), and Yosemite Park side trips.

HAND BAGGAGE IN PULLMANS is restricted to what can be conveniently placed in berth or seat occupied by passenger.

CORPSE. Baggage car space is not available and corpses will not be handled on El Capitan Nos. 21 and 22.

AIR-CONDITIONED TRAINS. All regular cars on most Santa Fe main line trains are shown in this timetable folder as air-conditioned and every effort is made to provide such cars as specified.

BABY CARRIAGES, BICYCLES (not motorcycles), COTS, GOLF BAGS, GUNS, STRETCHERS, AND WHEEL OR INVALID CHAIRS will be checked and included in free allowance subject to tariff regulations.

INVALIDS OR DISABLED PERSONS IN WHEEL CHAIR OR ON COT OR STRETCHER. Passenger occupying wheel or invalid chair, or cot or stretcher, will not be carried in chair car.

DOGS, CATS, ETC., will be transported in baggage cars subject to tariff regulations and charges. Passengers occupying private rooms (drawing rooms, compartments, bedrooms) of Pullman sleeping cars may take not exceeding two animals in any one room PROVIDED they are carried in and out of car in baskets or other containers.

DRINKING CUPS. For the convenience of passengers free drinking cups provided in all cars. PILLOWS are now available at nominal charge to coach passengers on transcontinental and other trains.

LOST ARTICLES to be inquired for through General Baggage Agent, Topeka, Kans., Galveston, Tex., Amarillo, Tex., and Los Angeles, Cal., or nearest Ticket Agent. Articles lost in Pullman cars should be inquired for through local District Supt. of the Pullman Co. in Los Angeles, San Francisco, Denver, Chicago and other terminal points on System.

PARCEL ROOMS. Parcel rooms will be found at the principal stations, where packages, hand baggage, etc., may be checked and cared for at a nominal charge.

MIXED TRAINS. Carry both freight and passengers, and though run as nearly as possible on schedule time they are liable to be delayed. Baggage is carried only on such trains of this class as are provided with baggage cars, in the absence of which it will be accepted for shipment only on other passenger trains, or as freight in the usual manner.

STANDARDS OF TIME USED. Central Standard time is used on all divisions of the Santa Fe east of Dodge City and Scott City, Kan., and Clovis, N. M. West of these points and east of Seligman and Parker, Ariz., Mountain Standard time, which is one hour slower than Central Standard time is used.

TRAVELERS AID SOCIETIES. Representatives of Travelers Aid Societies are at many of the larger stations for purpose of relieving distress and assisting the unprotected. Those in need of such service should inquire of station force for representative of the Travelers Aid Society.

EXPRESS AND TELEGRAPH. Railway Express Agency Inc., also the Western Union Telegraph Co., operate along the Santa Fe. Wherever there is a station agent, you will find a telegraph office. Telegraph blanks supplied in sleeping cars and parlor cars.

TAX ON TRANSPORTATION. Federal tax of 15% on transportation of persons and state taxes have not been included in rail fares and sleeping or parlor car charges shown herein. Federal tax of 3% on transportation of property and state taxes have not been included in baggage charges shown herein.

Attendant and Transfer Service

Santa Fe trains at Chicago, Kansas City, St. Joseph, Pueblo, Colorado Springs, Denver, Lamy, Phoenix, San Bernardino, Los Angeles, San Diego, San Francisco, Oakland, Wichita, Tulsa, Oklahoma City, Ft. Worth, Dallas, Houston, Galveston and El Paso are met by a corps of uniformed attendants, whose duty it is to assist passengers in reaching omnibuses or street cars, or direct them to the auto or taxi-cab service in the station.

In general guides wear a blue uniform and red cap, distinguishing them from other employees. At Galveston, the uniform and caps are red. Details of transfer service follow:

Chicago, Ill.—Dearborn Station—A uniformed agent of the Parmelee Company will arrange for transfer of passengers and baggage to other stations or loop hotels or for the handling of baggage from Dearborn Station to any city address.

Transfer and Storage of Hand Baggage between Trains: Passengers having more than three hours between trains may on arrival in Chicago deliver their hand baggage to Parmelee with transfer coupon from their through ticket and payment of 10 cents parcel room charge for each piece and receive claim checks for claiming baggage at parcel room (24 hours storage) of station from which they will depart.

LOS ANGELES, CALIF.—Union Station—Yellow Cab Co. (passengers) Los Angeles Transfer Co. (baggage).

Transfer Between Union Station and Santa Fe Bus Terminal 6th and Main. Passengers holding thru tickets transferring from train to bus are given Yellow Cab transfer by conductor; from bus to train secure transfer check from dispatcher at Bus Terminal.

Transfer Between Union Station and Pacific Electric Stations. Passengers on thru tickets to San Pedro or Wilmington are given Yellow Cab transfer to P. E. Station 6th and Main by conductor; passengers on thru tickets to Santa Monica, Ocean Park, Venice or Sawtelle receive free baggage transfer only and must arrange their own transfer to Hill Street Subway Terminal.

Table listing transfer services for various stations including Berkeley, Colorado Springs, Dallas, Denver, Ft. Worth, Fresno, Houston, Kansas City, Oakland, Oklahoma City, Pasadena, Phoenix, Pueblo, St. Joseph, San Bernardino, San Diego, San Francisco, Stockton, Tulsa, and Wichita.

EAST-WEST ROUND TRIP FARES

RAIL FARES IN EFFECT APRIL 4, 1948

(Federal tax 15% not included)

CALIFORNIA

FROM	San Francisco, Oakland, Santa Barbara, Los Angeles, Long Beach, Ocean Park, San Diego, Santa Monica and San Pedro		SAN FRANCISCO		SAN FRANCISCO	
	Santa Fe going and returning, or one-way via any other direct route.		One-way via Portland or Seattle		One-way via Vancouver and Canadian Rockies	
	First-Class	Coach	First-Class	Coach	First-Class	Coach
CHICAGO	\$114.25	\$ 81.25	\$114.26	\$81.26	\$120.61	\$ 87.61
ST. LOUIS	108.35	77.05	114.25	81.25	120.60	87.60
KANSAS CITY	95.70	68.05	106.30	77.35	118.55	87.63
MINNEAPOLIS AND ST. PAUL	114.25	81.25	114.26	81.26	120.61	87.61
OMAHA	95.70	68.05	106.30	77.35	118.55	87.63
NEW ORLEANS	112.95	80.55	138.85	98.80	145.20	105.15
GALVESTON	94.60	68.90	122.45	87.30	133.35	99.10
HOUSTON	91.75	66.65	119.60	85.05	130.50	96.85
DALLAS	86.45	61.80	119.60	85.05	130.50	96.85
FT. WORTH	84.60	61.80	119.60	85.05	130.50	96.85
AMARILLO	74.95	52.00	111.30	79.57	131.00	96.79
OKLAHOMA CITY	90.75	63.00	113.85	82.37	126.09	93.87
DENVER	76.45	54.40	96.70	70.55	129.30	94.25

ARIZONA

FROM	TO	Phoenix		Grand Canyon		Kingman	Flagstaff	Winslow
		First-Class	Coach	First-Class	Coach	First-Class	First-Class	First-Class
		CHICAGO	\$107.20	\$ 81.25	\$107.40	\$ 82.65	\$107.85	\$97.95
ST. LOUIS	96.60	74.65	96.60	74.35	97.25	87.15	83.95	
KANSAS CITY	80.45	62.10	80.60	61.95	81.05	71.15	67.65	
MINNEAPOLIS-ST. PAUL	108.50	81.25	105.35	81.10	105.80	95.90	92.45	
OMAHA	88.50	68.05	85.40	65.70	85.85	75.90	72.45	
NEW ORLEANS	96.80	75.30	99.60	77.15	100.05	90.10	86.65	
GALVESTON	80.10	61.90	82.95	63.80	83.40	73.45	70.00	
HOUSTON	77.25	59.70	80.05	61.60	80.50	70.60	67.15	
DALLAS	67.15	51.90	70.00	53.80	70.40	60.50	57.05	
FT. WORTH	67.15	51.90	70.00	53.80	70.40	60.50	57.05	
AMARILLO	51.40	39.75	48.80	37.45	49.20	39.30	35.85	
OKLAHOMA CITY	71.70	55.40	71.20	54.10	69.55	63.00	63.00	
DENVER	61.45	47.45	57.60	44.20	58.00	48.10	44.65	

COLORADO

FROM	TO	NEW MEXICO								
		Denver	Gallup	Albuquerque	Santa Fe	Lamy	Las Vegas	Roswell	Carlsbad	
		First-Class	First-Class	First-Class	First-Class	First-Class	First-Class	First-Class	First-Class	
CHICAGO		60.40	\$87.05	\$78.70	\$76.40	\$74.75	\$70.95	\$71.60	\$75.95	
ST. LOUIS		53.15	78.15	68.10	65.85	64.20	60.40	60.20	64.60	
KANSAS CITY		36.90	60.20	51.85	49.60	47.95	44.15	44.80	49.20	
ST. PAUL		56.25	84.85	76.50	74.25	72.60	68.80	72.90	77.25	
OMAHA		36.90	65.00	56.65	54.40	52.75	48.95	53.90	58.30	
NEW ORLEANS		77.80	79.25	72.60	78.15	76.50	76.90	76.30	67.60	
GALVESTON		63.85	62.55	55.95	61.55	59.80	60.20	46.55	50.95	
HOUSTON		60.95	59.70	53.10	58.65	57.00	57.30	43.70	48.10	
DALLAS		48.60	49.60	43.00	48.55	46.90	50.30	33.60	38.00	
FT. WORTH		46.75	49.60	43.00	48.55	46.90	50.30	33.60	38.00	
AMARILLO		49.65	48.40	21.80	27.40	25.75	29.55	12.40	16.80	
OKLAHOMA CITY		41.70	57.50	48.15	45.90	44.25	40.45	29.55	33.95	
DENVER			37.20	27.85	25.60	23.95	20.15	* 40.45	* 44.85	

OKLAHOMA

FROM	TO	TEXAS									
		Tulsa	Oklahoma City	Amarillo	El Paso	Ft. Worth	Houston	Galveston	San Antonio	Corpus Christi	Brownsville
		First-Class	First-Class	First-Class	First-Class	First-Class	First-Class	First-Class	First-Class	First-Class	First-Class
CHICAGO		\$41.25	\$46.80	\$59.20	\$81.80	\$55.70	\$64.70	\$67.55	\$71.00	\$78.35	\$86.35
ST. LOUIS		27.55	33.25	47.85	71.30	43.00	56.00	58.90	58.35	67.10	74.95
KANSAS CITY		14.40	20.00	32.40	55.05	28.90	42.45	45.30	45.10	53.85	61.65
ST. PAUL		42.50	48.10	60.50	83.10	56.95	70.55	73.40	73.20	81.90	89.75
OMAHA		26.05	31.25	41.50	63.85	40.50	54.05	56.95	56.70	65.45	73.30
DENVER		44.00	41.70	* 49.65	42.60	* 46.75	60.95	63.85	62.95	71.70	79.55

FROM	TO	First-Class	Coach	FROM	TO	First-Class	Coach
		CHICAGO and Albuquerque	\$78.70			\$60.70	CHICAGO and Oklahoma City
Amarillo	59.20	45.70	Topeka	30.65	23.70		
Denver	60.40	46.60	Tulsa	41.25	31.85		
Ft. Worth-Dallas	55.70	42.95	Wichita	39.20	30.30		
Galveston	67.55	52.40	KANSAS CITY and Albuquerque	51.85	40.05		
Houston	64.70	50.15	Amarillo	32.40	25.05		
Kansas City	26.80	20.70	Denver	36.90	28.50		
Kansas City—Return via St. Louis	29.65	22.90	Ft. Worth-Dallas	28.90	22.30		
Kansas City—Return via Omaha	38.55	28.99	Galveston	45.30	35.05		
Lamy	74.75	57.70	Houston	42.45	32.80		
Newton	37.60	29.05	Lamy	47.95	37.00		
			KANSAS CITY and Newton	\$10.20	\$ 8.40		
			Oklahoma City	20.00	15.45		
			Topeka	3.65	3.00		
			Tulsa	14.40	11.15		
			Wichita	12.45	9.60		
			OKLAHOMA CITY and Dallas	13.80	10.70		
			Denver	41.70	32.20		
			Ft. Worth	12.00	9.30		
			Galveston	29.05	22.50		
			Houston	26.20	20.25		
			Newton	11.65	9.00		
			Wichita	10.05	7.75		

DATES OF SALE: Tickets on sale daily. RETURN LIMIT: Three months.

NOTE: † Fare to Los Angeles and San Diego; fare to San Francisco slightly higher. ‡ Via Amarillo—Fare via Albuquerque to Roswell, \$49.95; Carlsbad, \$54.35.

* Via Albuquerque. † To Ft. Worth.

Low round-trip Coach Fares also on sale to and from Colorado, New Mexico, Oklahoma and Texas.

First class tickets will be honored in standard Pullman sleepers upon payment of the Pullman rate for the accommodations occupied. Coach tickets will be honored in coaches or chair cars only. STOPOVERS are allowed at all points enroute within limit of tickets.

RAILROAD AND PULLMAN FARES

For Explanation of Reference Notes see page 44.

RAIL FARES in effect April 4, 1948.

PULLMAN RATES quoted by Pullman Co., April 4, 1948.

Subject to change without notice. (Federal tax 15% not included).

BETWEEN	RAIL FARES			PULLMAN RATES			BETWEEN	RAIL FARES			PULLMAN RATES			
	One-Way First-Class	One-Way Coach	STANDARD Lower Berth	One-Way First-Class	One-Way Coach	STANDARD Lower Berth		One-Way First-Class	One-Way Coach	STANDARD Lower Berth	One-Way First-Class	One-Way Coach	STANDARD Lower Berth	
	Albuquerque and El Paso	\$ 8.86	\$ 6.34	\$ 3.50	\$ 47.68	\$ 29.97		\$ 13.40	Kans. City and—Cont.	\$48.28	\$36.10	\$13.65	Grand Canyon	12.00
Long Beach	31.84	22.77	9.25	47.78	30.03	13.40	Guthrie	25.45	18.21	7.75	Houston	7.63	5.47	3.50
Los Angeles	21.08	14.41	6.60	27.47	19.65	9.25	Hutchinson	5.79	4.15	3.50	Independence	18.94	13.53	5.70
Phoenix	14.41	9.56	5.05	29.15	20.83	7.75	La Junta	26.48	18.92	7.75	Lamy	28.77	20.54	8.65
San Francisco	41.70	29.78	10.05	49.25	36.82	14.20	Las Vegas	61.55	38.69	*15.75	Los Angeles	61.55	38.69	15.75
Williams	13.33	9.56	5.05	55.81	*35.08	14.45	Los Angeles (via Grand Canyon)	69.05	44.19	18.00	Los Angeles (via Grand Canyon)	69.05	44.19	18.00
Amarillo and Grand Canyon	29.20	22.16	8.10	49.99	32.21	11.75	Los Angeles (via Carlsbad)	64.55	41.69	18.85	Newton	6.49	4.65	3.50
Long Beach	42.49	26.71	*11.75	44.18	*27.77	12.25	Norman	12.62	9.04	4.10	Okla. City	12.00	8.58	3.80
Los Angeles	42.49	26.71	11.75	53.14	33.41	12.85	Phoenix	48.25	34.49	13.40	Prescott	46.66	33.35	12.85
Los Angeles (via Grand Canyon)	49.99	32.21	11.75	24.77	17.73	7.20	Pueblo	20.78	14.85	5.70	San Francisco or San Diego	61.55	38.69	15.75
San Diego	44.18	*27.77	12.25	17.17	13.55	6.00	San Francisco (via Grand Canyon)	69.05	44.19	18.00	San Francisco (via Grand Canyon)	69.05	44.19	18.00
San Francisco	53.14	33.41	12.85	30.46	21.79	9.25	San Francisco (via Carlsbad)	64.55	41.69	18.85	Sweetwater	22.53	16.10	8.35
Williams	24.77	17.73	7.20	37.96	27.29	12.60	Tulsa	8.64	6.19	3.50	Williams	43.85	31.35	12.85
Ash Fork and Phoenix	6.79	4.86	3.50	13.98	10.60	4.80	Williams (via Carlsbad)	46.85	34.35	16.80	Williams (via Carlsbad)	46.85	34.35	16.80
Bakersfield and San Francisco	10.62	7.59	3.50	40.40	*25.39	11.15	Wichita	7.45	5.33	3.50	Wichita	7.45	5.33	3.50
Belen and Grand Canyon	17.17	13.55	6.00	40.40	*25.39	11.15	Winfield	8.79	6.28	3.50	Winslow	40.60	29.05	11.75
Los Angeles	30.46	21.79	9.25	40.40	*25.39	11.15	Wichita	8.79	6.28	3.50	Wichita	8.79	6.28	3.50
Los Angeles (via Grand Canyon)	37.96	27.29	12.60	27.56	19.73	7.75	Williams	30.04	21.49	10.05	Williams	30.04	21.49	10.05
Carlsbad and Albuquerque	13.98	10.60	4.80	47.20	33.71	12.60	Fort Worth and Denver	28.04	20.03	7.75	Fort Worth and Denver	28.04	20.03	7.75
Los Angeles	40.40	*25.39	11.15	35.51	25.37	10.05	Long Beach	*50.15	*31.52	12.60	Long Beach	*50.15	*31.52	12.60
San Francisco	*54.36	*34.17	12.60	60.75	43.41	16.05	Los Angeles (via Sweetwater)	*50.15	*31.52	12.60	Los Angeles (via Sweetwater)	*50.15	*31.52	12.60
Williams	27.56	19.73	7.75	77.61	48.79	18.25	Los Angeles (via Wichita)	*54.70	*34.38	14.45	Los Angeles (via Wichita)	*54.70	*34.38	14.45
Chicago and Albuquerque	47.20	33.71	12.60	40.51	29.10	10.65	San Francisco	*64.31	*40.43	15.25	San Francisco	*64.31	*40.43	15.25
Amarillo	35.51	25.37	10.05	64.11	47.02	16.80	Fresno and Phoenix	20.95	14.97	7.20	Fresno and Phoenix	20.95	14.97	7.20
Ash Fork	60.75	43.41	16.05	28.07	20.07	7.20	San Francisco	6.83	4.87	3.50	San Francisco	6.83	4.87	3.50
Bakersfield	77.61	48.79	18.25	38.80	27.86	10.40	Galveston and Denver	38.29	27.37	10.05	Galveston and Denver			

RAILROAD AND PULLMAN FARES

RAIL FARES in effect April 4, 1948. PULLMAN RATES quoted by Pullman Co., April 4, 1948. Subject to change without notice. (Federal tax 15% not included).

RAIL FARES			PULLMAN RATES			RAIL FARES			PULLMAN RATES		
BETWEEN	One-Way First-Class	One-Way Coach	STANDARD Lower Berth	BETWEEN	One-Way First-Class	One-Way Coach	STANDARD Lower Berth	BETWEEN	One-Way First-Class	One-Way Coach	STANDARD Lower Berth
	New Orleans								St. Louis and		
Grand Canyon.....	\$59.68	\$44.52	\$14.75	Colorado Springs.....	\$31.53	\$22.53	\$ 8.65	Winslow.....	\$31.63	\$22.61	\$ 7.75
Los Angeles or San Diego.....	\$69.47	\$43.93	16.50	Denver.....	31.88	22.78	8.65	Temple and			
Los Angeles or San Diego (via Grand Canyon).....	\$76.97	\$49.43	18.85	Grand Canyon.....	57.88	42.97	14.75	Los Angeles (via Newton).....	\$62.93	\$39.55	14.45
San Francisco.....	\$77.61	\$48.79	16.50	Hutchinson.....	17.38	12.42	5.35	Los Angeles (via Sweetwater).....	\$51.70	\$32.50	12.60
Newton and				La Junta.....	28.70	20.51	7.75	Topeka and			
Amarillo.....	13.03	9.32	5.05	Long Beach.....	\$71.18	\$44.74	\$17.50	Wichita.....	5.41	3.87	3.50
Colorado Springs.....	16.32	11.66	5.05	Los Angeles, San Diego or San Francisco.....	\$71.18	\$44.74	17.50	Trinidad and			
Dallas.....	14.98	10.77	4.10	Los Angeles or San Francisco (via Grand Canyon).....	\$78.68	\$50.24	20.00	Los Angeles.....	40.37	25.37	11.15
Denver.....	18.54	13.25	5.05	Phoenix.....	57.99	41.46	15.00	San Francisco.....	47.78	30.03	12.60
Ft. Worth.....	13.87	9.91	4.10	San Antonio and				Tulsa and			
Grand Canyon.....	41.80	31.16	12.00	Colorado Springs.....	35.19	25.17	10.05	Colorado Springs.....	24.25	17.33	7.20
Los Angeles.....	\$55.10	\$34.63	14.45	Denver.....	37.77	27.00	10.65	Denver.....	26.40	18.86	7.20
Los Angeles (via Grand Canyon).....	\$62.60	\$40.13	17.40	Kansas City.....	27.06	19.34	7.75	Waynoka and			
Los Angeles (via Carlsbad).....	\$58.10	\$37.63	17.70	Oklahoma City.....	16.91	12.10	5.70	Los Angeles.....	49.72	31.25	13.40
Oklahoma City.....	6.97	4.99	3.50	Wichita.....	22.64	16.19	7.20	San Francisco.....	60.38	37.95	14.45
San Francisco.....	\$60.24	\$37.87	14.45	San Diego and				Amarillo.....	10.95	7.83	3.50
Wichita.....	.95	.69		Amarillo.....	\$42.50	\$26.71	11.75	Clovis.....	14.58	10.42	5.05
Oklahoma City and				Chicago.....	77.61	48.79	18.25	Wichita and			
Colorado Springs.....	22.86	16.33	7.20	Clovis.....	\$39.15	\$24.62	11.15	Amarillo.....	12.15	8.69	4.10
Dallas.....	8.28	5.94	3.50	Colorado Springs.....	\$45.21	\$28.42	13.40	Carlsbad.....	22.23	15.87	7.75
Ft. Worth.....	7.18	5.14	3.50	Kansas City.....	61.55	38.69	15.75	Clovis.....	15.79	11.28	5.70
Galveston.....	17.43	12.48	5.05	Kiowa.....	\$51.20	\$32.18	14.20	Colorado Springs.....	16.84	12.03	5.05
Grand Canyon.....	39.49	30.04	12.85	Oklahoma City.....	\$54.79	\$34.44	15.25	Dallas.....	14.02	10.02	4.10
Long Beach.....	\$53.89	\$34.38	14.45	San Francisco and				Denver.....	19.01	13.69	5.05
Los Angeles.....	53.89	34.38	14.45	Barstow.....	15.56	11.11	4.10	Ft. Worth.....	12.92	9.23	4.10
Los Angeles (via Grand Canyon).....	61.39	39.88		Carlsbad.....	\$53.08	\$33.37	12.60	Grand Canyon.....	41.35	30.84	12.00
San Diego.....	\$53.89	\$33.87	15.25	Chicago.....	77.61	48.79	18.25	Los Angeles (via Newton).....	\$55.10	\$34.63	14.45
San Francisco.....	\$62.86	\$39.51	15.25	Colorado Springs.....	47.78	30.03	13.40	Los Angeles (via Texico).....	\$54.66	\$34.36	14.45
Phoenix and				Dallas-Ft. Worth.....	\$61.55	\$38.69	15.25	Los Angeles (via Carlsbad).....	\$57.66	\$37.36	17.70
Los Angeles (via Parker).....	14.89	10.65	4.80	Denver.....	47.78	30.03	13.40	Los Angeles (via Texico-Grand Canyon).....	\$62.16	\$39.86	17.40
San Francisco (via Ash Fork or Parker).....	27.77	19.84	7.75	El Paso.....	45.17	32.28	10.65	San Francisco.....	\$60.77	\$38.20	14.45
Pueblo and				Houston.....	\$65.71	\$41.31	15.25	Williams.....	36.92	26.41	11.15
Albuquerque.....	12.57	8.99	5.70	Hutchinson.....	\$59.10	\$37.15	13.95	Winslow and			
El Paso.....	21.42	15.29	7.75	Kansas City.....	61.55	38.69	15.75	Grand Canyon.....	7.69	6.77	3.50
Los Angeles.....	43.63	27.43	12.60	Kiowa.....	\$59.10	\$37.15	14.45	Woodward and			
San Francisco.....	47.78	30.03	12.60	La Junta.....	47.78	30.03	12.60	Los Angeles.....	48.46	30.46	12.85
				New Orleans.....	\$74.51	\$46.83	16.50	San Diego.....	50.15	41.52	13.65
				Newton.....	\$60.25	\$37.81	14.45	San Francisco.....	59.12	37.16	14.20
				Oklahoma City.....	\$61.55	\$38.69	15.25				
				St. Louis.....	\$71.29	\$44.81	17.50				
				Wichita.....	60.71	38.16	14.45				
				Williams.....	28.37	20.29	7.20				

Seat Rates in Santa Fe Parlor Cars

BETWEEN	Seat Rate
Chicago—Kansas City, Mo....	\$2.20
Chicago—Independence, Kans..	3.10
Chicago—Bartlesville, Okla....	3.30
Chicago—Tulsa, Okla.....	3.60
Kansas City—Independence, Kans.....	.90
Kansas City—Bartlesville, Okla.	1.10
Kansas City—Tulsa, Okla.....	1.40
Los Angeles—San Diego, Cal....	.55
Oakland—Fresno, Cal.....	.85
Oakland—Bakersfield, Cal.....	1.10
Oakland—Barstow, Cal.....	1.40

Pullman Notes:

4 In through car stopping at Grand Canyon from morning to evening; upper berth and room rates shown in table on page 45. For longer stopover use rates to and from Grand Canyon.

5 In through car stopping at Carlsbad from morning to evening; upper berth room rates shown in table on page 45. For longer stopover use rates to and from Carlsbad.

* Applies to or from Los Angeles or Pasadena. Drawing-room has full section single lower berth and toilet annex. Compartment has full section and toilet conveniences. Double Bedroom has lower bed, an upper berth and toilet conveniences. Roomette is small private room for one passenger's use, approximately same space as a section with folding wall bed and toilet facilities. Duplex-Roomette is a small private room for one passenger's use with folding or sliding bed and toilet facilities.

Rate for two connecting bedrooms (door or sliding partition) or connecting bedroom and compartment occupied by two or more passengers on one Pullman ticket is same as drawing-room rate for two or more.

Rail Notes: 2 Westbound fare. 3 Eastbound fare.

Minimum Rail and Pullman Ticket Requirements

Minimum of one and one-tenth adult rail tickets required for exclusive occupancy of compartment, and one and one-quarter adult rail tickets for exclusive occupancy of drawing-room (Berth Service); charges for fractional tickets are based on one-way first-class fares. Only one railroad ticket is required for occupancy of a roomette alone, duplex roomette, or bedroom (Berth Service). Fractional extra fare tickets also required on Super Chief and Chief on above basis.

SIDE-TRIPS

DENVER, COLORADO SPRINGS OR PUEBLO. Tickets between Dodge City, Kans. and east and Los Angeles or Bakersfield, Cal. and beyond via Santa Fe Lines via La Junta and Ash Fork may include sidetrip La Junta to Denver, Colorado Springs or Pueblo without charge. Sidetrip coupons can be included at time of purchase or obtained at Santa Fe ticket offices enroute. In connection with all other tickets passengers may purchase three months limit side-trip tickets from La Junta at: FIRST CLASS Denver \$10.80, Colorado Springs \$6.45, Pueblo \$3.80; COACH Denver \$8.35, Colorado Springs \$4.95, Pueblo \$2.95.

LONG BEACH, CALIF. Sidetrip is available from Los Angeles to Long Beach, in connection with round trip trans-continental tickets without charge when application is made at time through transportation is purchased.

CARLSBAD, N. M. (For Carlsbad Caverns National Park.) Sidetrip \$3.00 from Clovis, N. M. to Carlsbad in connection with round trip tickets via Santa Fe Lines between Amarillo or Sweetwater, Tex., and Belen, N. M., or one-way tickets between Amarillo or Sweetwater and Winslow, Arizona. Caverns Tour \$8.75 adults, \$7.75 children 12 and under 17 years, \$5.40 children 5 and under 12 years, from Carlsbad to Carlsbad Caverns National Park and return; all expense including motor transportation, National Park entrance and guide fee, elevator in either or both directions and three meals

GRAND CANYON, ARIZ. (Grand Canyon National Park.) Sidetrip \$7.50 first class, or \$5.50 intermediate class or coach, from Williams, Arizona to Grand Canyon and return may be included in any class of rail ticket routed to or via Williams. One-way rail fare all classes between Williams and Grand Canyon is \$4.43. Rail tickets are honored on Motor Coach between Williams and Grand Canyon. Sidetrip coupons may be included at time of purchase or enroute upon presentation of through ticket.

PHOENIX, ARIZ. (Optional Route) One-way or round-trip tickets reading from or via Albuquerque or Belen, N. M., to Barstow, Calif., or beyond, or vice versa, will be honored via Ash Fork to Prescott or Phoenix and return; or via Ash Fork, Prescott or Phoenix, Parker and Cadiz, Calif., without additional charge.

SAN DIEGO, CALIF. Sidetrip Los Angeles to San Diego and return, or route via San Diego, is available at time of purchase of round trip trans-continental tickets without charge.

SANTA FE, N. M. Lamy to Santa Fe and return, via Indian Detours Transportation Co. motor service, \$1.65.

BOULDER CITY, NEV. (Hoover Dam.) Kingman to Boulder City and return \$4.95.

YOSEMITE VALLEY, CALIF. (Yosemite National Park.) Merced to Yosemite Valley and return, \$9.00.

Subject to change

Federal tax 15% not included

SLEEPING CAR ROOM AND UPPER BERTH RATES

DRAWING ROOM... COMPARTMENT... BEDROOM... ROOMETTE... DUPLEX ROOMETTE... UPPER BERTH RATES

Are Shown Opposite Lower Berth Rates.

RAIL FARES in effect April 4, 1948. (Federal Tax 15% not included).

Where Lower Berth Is	STANDARD CAR RATE WILL BE										Where Lower Berth Is	STANDARD CAR RATE WILL BE									
	Upper Berth	DU- PLEX- ROOM- ETTE	ROOM- ETTE	BEDROOM		COMP.		DR. ROOM		Upper Berth		DU- PLEX- ROOM- ETTE	ROOM- ETTE	BEDROOM		COMP.		DR. ROOM			
				One Pass.	Two or More	One Pass.	Two or More	One Pass.	Two or More					One Pass.	Two or More	One Pass.	Two or More	One Pass.	Two or More		
\$3.50	\$2.60	\$3.85	\$4.85	\$6.20	\$6.85	\$6.85	\$9.60	\$8.65	12.30	12.60	9.55	13.85	17.60	22.60	25.10	25.10	35.45	31.50	44.00		
3.80	2.90	4.20	5.30	6.80	7.55	7.55	10.90	9.55	13.65	12.85	9.75	14.20	17.95	23.05	25.65	25.65	36.00	32.05	45.10		
4.10	3.10	4.50	5.75	7.40	8.15	8.15	11.55	10.20	15.00	13.10	10.00	14.40	18.35	23.60	26.20	26.20	37.15	32.85	46.20		
4.45	3.40	4.90	6.20	7.95	8.85	8.85	12.85	11.25	16.25	13.40	10.20	14.75	18.75	24.05	26.70	26.70	37.65	33.40	47.30		
4.80	3.60	5.30	6.65	8.55	9.45	9.45	13.45	11.80	17.55	13.65	10.35	15.10	19.10	24.55	27.30	27.30	38.20	34.25	48.40		
5.05	3.85	5.55	7.15	9.10	10.10	10.10	14.15	12.75	18.80	13.95	10.60	15.35	19.50	25.05	27.80	27.80	39.30	34.75	49.55		
5.35	4.10	5.95	7.50	9.70	10.70	10.70	15.40	13.35	18.80	14.20	10.80	15.65	19.85	25.55	28.35	28.35	39.75	35.55	50.50		
5.70	4.30	6.25	7.95	10.25	11.35	11.35	16.00	14.30	19.95	14.45	11.00	15.90	20.25	26.00	28.85	28.85	40.85	36.05	50.50		
6.00	4.60	6.65	8.40	10.80	11.90	11.90	17.25	14.95	21.20	14.75	11.20	16.25	20.65	26.50	29.40	29.40	41.40	36.90	51.55		
6.25	4.80	6.90	8.80	11.30	12.55	12.55	17.85	15.85	22.40	15.00	11.40	16.50	20.95	26.95	29.90	29.90	41.85	37.40	52.65		
6.60	5.00	7.25	9.20	11.80	13.10	13.10	18.40	16.45	23.60	15.25	11.60	16.80	21.30	27.40	30.45	30.45	42.95	38.20	53.70		
6.95	5.25	7.70	9.65	12.35	13.80	13.80	19.60	17.35	24.80	15.50	11.80	17.10	21.75	27.90	30.95	30.95	43.45	38.75	54.75		
7.20	5.45	7.95	10.05	12.90	14.35	14.35	20.20	17.90	26.00	15.75	12.00	17.35	22.05	28.35	31.50	31.50	44.55	39.50	55.80		
7.50	5.70	8.30	10.45	13.45	14.95	14.95	21.40	18.80	27.10	16.05	12.20	17.70	22.40	28.85	32.00	32.00	45.00	40.00	56.85		
7.75	5.90	8.55	10.85	13.95	15.50	15.50	21.90	19.35	27.10	16.25	12.35	17.90	22.80	29.25	32.50	32.50	45.50	40.80	57.75		
8.10	6.10	8.95	11.25	14.50	16.10	16.10	22.50	20.25	28.25	16.50	12.60	18.20	23.15	29.75	33.00	33.00	46.55	41.25	57.75		
8.35	6.35	9.25	11.75	15.00	16.65	16.65	23.70	20.85	29.45	16.80	12.75	18.45	23.45	30.15	33.55	33.55	47.00	42.05	58.75		
8.65	6.55	9.55	12.10	15.55	17.25	17.25	24.20	21.70	30.60	17.05	13.00	18.80	23.85	30.65	34.00	34.00	48.10	42.60	59.85		
8.90	6.80	9.85	12.50	16.05	17.80	17.80	25.40	22.30	31.80	17.25	13.15	19.05	24.20	31.10	34.55	34.55	48.60	43.30	60.85		
9.25	7.00	10.20	12.95	16.60																	

Passenger Traffic Department Officials

Chicago 4, Ill., Railway Exchange Bldg., 80 E. Jackson Blvd.

T. B. GALLAHER, General Passenger Traffic Manager... A. T. & S. F. Ry. System
J. R. MORIARTY, Assistant General Passenger Traffic Manager... A. T. & S. F. Ry. System
GLENN EDDIE, Assistant General Passenger Traffic Manager... A. T. & S. F. Ry. System
GEO. GILMAN, Assistant General Passenger Traffic Manager... A. T. & S. F. Ry. System
R. T. ANDERSON, Assistant General Passenger Traffic Manager... A. T. & S. F. Ry. System
ARTHUR A. DAILEY, General Advertising Manager... A. T. & S. F. Ry. System
FRED A. TIPPLE, Assistant General Advertising Manager... A. T. & S. F. Ry. System

Los Angeles 14, Calif., Santa Fe Bldg., 121 E. 6th St.

C. C. THOMPSON, Passenger Traffic Manager... A. T. & S. F. Ry.—Coast Lines
S. CARLSON, General Passenger Agent... A. T. & S. F. Ry.—Coast Lines

San Francisco 2, Calif., 235 Geary St.

L. R. EVERETT, Western General Passenger Agent... A. T. & S. F. Ry.—Coast Lines

Phoenix, Ariz., 400 Title and Trust Bldg., 114 W. Adams St.

T. H. MURRAY, General Freight and Passenger Agent... A. T. & S. F. Ry.—Coast Lines

Topeka, Kan., A. T. & S. F. General Office Bldg.

ROSS E. CHAPPELL, Passenger Traffic Manager... A. T. & S. F. Ry.
F. L. STURGES, General Passenger Agent... A. T. & S. F. Ry.
HUGH N. DAVIS, Assistant General Passenger Agent... A. T. & S. F. Ry.
L. R. BURES, Assistant General Passenger Agent... A. T. & S. F. Ry.

Albuquerque, N. M., 314 S. First St.

G. C. LYMAN, General Freight and Passenger Agent... A. T. & S. F. Ry.

Galveston, Tex., General Office Bldg.

A. C. ATER, Passenger Traffic Manager... G. C. & S. F. Ry.
W. W. WOODFORD, Assistant General Passenger Agent... G. C. & S. F. Ry.

Amarillo, Tex., General Office Bldg.

H. C. VINCENT, Traffic Manager... P. & S. F. Ry.

Agricultural Development and Industrial Departments

H. M. BAINER, General Agricultural Agent... Amarillo, Texas
R. I. CROSS, Agricultural Agent... Amarillo, Texas
H. E. ADAMS, Agricultural Agent... Fresno, Calif.
E. C. WHIPPLE, Agricultural Agent... Galveston, Texas

Traffic Department Agencies

Albuquerque, N. M.—Phone 2-5291.

G. C. LYMAN, General Freight and Passenger Agent.
W. A. BALDWIN, City Passenger Agent.
J. V. STEWART, Traveling Freight Agent.

Alhambra, Calif.—106 W. Main St., Phone Atlantic 2-3854.

L. R. SHIRK, Passenger Agent.

Amarillo, Texas—General Office Bldg., Phone 7231.

E. KANCHER, Division Freight and Passenger Agent.
PAUL H. WINSTEAD, Traveling Freight and Passenger Agent.
J. E. LANGLEY, Traveling Freight and Passenger Agent.
R. F. GILL, City Ticket Agent, Phone 2-6727.

Atchison, Kan.—Masonic Bldg., Phone 25.

WALTER A. HOY, City Freight and Passenger Agent.

Atlanta 3, Ga.—1314 Rhodes-Haverty Bldg., Phone Lamar 4926-7.

R. M. PIERPONT, General Agent.
R. W. DIFFENDERFER, District Passenger Agent.
BYRON A. WENKER, Traveling Freight and Passenger Agent.

G. C. ALEXANDER, City Freight and Passenger Agent.

Bakersfield, Calif.—Santa Fe Station, Phone 5-5751.

CHAS. L. HENRY, Traveling Passenger Agent.
W. B. BAIN, Agent.
El Tejon Bldg., 1413 17th St., Phone 5-5751.

L. R. WHITE, Traveling Freight Agent.

Barstow, Calif.—Santa Fe Station.

W. L. PRUNTY, Depot Passenger Agent.

Beaumont, Texas—413-415 Perlstein Bl., Pearl and Fannin Sts. Phone Passenger 2-3411.

K. M. FOGG, Division Freight and Passenger Agent.

W. F. OXFORD, City Freight and Passenger Agent.

Berkeley 4, Calif.—2140 Center St., Phone Berkeley 7-2135.

W. J. CLENDENIN, City Passenger Agent.

T. E. WILLIAMS, Agent, Santa Fe Station, 1300 University Ave., Phone Ashberry 3-8668.

Beverly Hills, Calif.—9429 Wilshire Blvd., Phone: CRestview 1-5758.

U. F. DEL VALLE, City Passenger Agent.

RALPH J. FELL, City Ticket Agent.

Boston 16, Mass.—Rooms 4 and 5 Little Bldg., 80 Boylston St., Phone Liberty 5323. (Passenger) Hubbard 1290 (Freight).

D. L. THORNBURY, New England Traffic Manager.

K. V. HENDERSON, District Passenger Agent.

F. T. BURNS, Traveling Agent.

N. S. RICHARDSON, Traveling Agent.

H. D. CEDARFIELD, City Passenger Agent.

G. L. LE DOUX, City Ticket Agent.

Brownwood, Texas—Santa Fe Station, Phone 3425.

R. R. KINGTON, Ticket Agent.

Buffalo 2, N. Y.—1405 Liberty Bank Bldg., Phone Washington 5230.

C. P. COLEMAN, General Agent.

H. E. ALBERT, Traveling Passenger Agent.

W. H. McEACHERN, Traveling Freight and Passenger Agent.

F. X. SEVERTSEN, City Passenger Agent.

Chanute, Kan.—Santa Fe Station, Phone 2580.

R. E. McCORD, Division Freight Agent.

Chicago 4, Ill.—179 W. Jackson Blvd., Phone HARRison 4900.

W. A. FLEMING, General Agent, Passenger Department.
C. E. GRAHAM, Division Passenger Agent.
H. R. LANDES, City Ticket Agent.

R. R. RICKSON, City Passenger Agent.

WALTER J. ANDERSON, City Passenger Agent.

GEORGE TALBOT, Traveling Passenger Agent.

MISS MILDRED HUGHES, Traveling Passenger Agent.

Chicago 4, Ill.—238 S. Michigan Ave., Phone HARRison 4900

M. O. STROM, Division Passenger Agent.

F. M. HAYES, City Passenger Agent.

F. H. CLEMENS, Ticket Agent.

Chicago 4, Ill.—80 E. Jackson Blvd.

Reservation—Information Bureau. Phone Harrison 4900.

T. N. THOMPSON, Manager.

Chicago 5, Ill.—Dearborn Station. Phone HARRison 7500.

W. G. MEYERS, Depot Passenger Agent.

STANLEY KOCHAN, Depot Passenger Agent.

G. S. HOWARD, Depot Passenger Agent.

R. E. DIMON, Depot Passenger Agent.

DONALD W. DAVIS, Depot Passenger Agent.

Chicago 4, Ill.—1450 Boyd of Trade Bl., Phone HARRison 4900.

H. A. TAYLOR, Division Freight Agent.

Cincinnati 2, Ohio—701 Dixie Terminal Bldg., Phone Main 1724-1725.

F. F. FOERY, General Agent.

W. G. GUSSE, District Passenger Agent.

J. C. HAMILTON, Traveling Passenger Agent.

C. F. BAILEY, City Passenger Agent.

C. F. VORDENBERG, City Ticket Agent.

Cleveland 14, Ohio—750 Union Commerce Bldg., Phone Cherry 0226.

A. J. FISCHER, General Agent.

L. C. WOOLSEY, District Passenger Agent.

A. H. BUTTERWORTH, Traveling Passenger Agent.

R. C. EWING, City Passenger Agent.

J. W. HAYDEN, City Ticket Agent.

Colorado Springs, Colo.—Santa Fe Station, Phone Main 1838-1839.

W. M. GODFREY, Division Freight and Passenger Agent.

Dallas 1, Texas—1315-21 Commerce St., Phone Central 8441.

C. L. RICH, Division Passenger Agent.

J. H. KUCERA, City Ticket Agent.

D. H. BONES, Traveling Passenger Agent.

R. D. HUNTSUCKER, City Passenger Agent.

J. R. WHITMAN, Division Freight Agent.

Denver 2, Colo.—Kenmark Hotel Bldg., 524 17th St., Phone Tabor 3211 (Freight and Passenger).

R. F. EMANUEL, Division Passenger Agent.

C. A. HENLEY, Traveling Passenger Agent.

B. F. HYDE, Traveling Passenger Agent.

J. PHIL WAINNER, City Passenger Agent.

MISS LOIS L. PHILLIPS, Passenger Agent.

H. F. PUGH, Depot Passenger Agent.

RODGER SPAHR, General Freight Agent.

Des Moines 9, Iowa—601 Equitable Bldg., Phones 4-7173 and 4-7174.

D. M. SPANGLER, General Agent.

C. S. STEVENS, Traveling Passenger Agent.

H. J. ANDERSON, City Freight and Passenger Agent.

Detroit 26, Mich.—1225 Lafayette Bldg., 149 Michigan Ave.

Phones: / Randolph 8747 (Passenger).
Cadillac 2974 (Freight).

M. A. MURPHY, Assistant Traffic Manager.

F. P. LISTER, District Passenger Agent.

C. A. STROUP, Traveling Passenger Agent.

R. A. GUSTAVSON, City Passenger Agent.

A. T. VIKANDER, City Ticket Agent.

El Paso, Texas—Blumenthal Bldg., Sheldon & El Paso Sts., on Pioneer Plaza, Phone Main 2677 (Passenger). Phone 2-3697 (Freight).

R. J. WARD, Division Freight and Passenger Agent.

W. B. ERDWURM, Traveling Freight and Passenger Agent.

L. C. DENNEY, City Freight and Passenger Agent.

L. H. RICE, City Passenger Agent.

Flagstaff, Ariz.—Santa Fe Station, Phone 13.

H. W. HOEPTNER, Traveling Freight and Passenger Agent.

Ft. Madison, Iowa—Santa Fe Station, Phone 1700 Extension 41 (Passenger). Phone 1700 Extension 42 (Freight).

I. A. MORRIS, Division Freight Agent.

Fort Worth 2, Texas—808 Houston St., Phone 2-5141.

E. B. MELTON, Division Passenger Agent.

R. M. MARTIN, Traveling Passenger Agent.

E. L. CRAFT, City Passenger Agent.

C. H. HULL, Division Freight Agent.

Fresno 1, Calif.—Santa Fe Station, Phone 3-6221.

E. W. ZAMZOW, Division Passenger Agent.

W. J. SHIELDS, Traveling Passenger Agent.

C. H. WILLIAMS, City Ticket Agent.

FRANK H. SMITH, Acting Division Freight Agent.

Gainesville, Texas—Santa Fe Station, Phone 344.

C. L. TRAYLOR, City Passenger Agent.

Galveston, Texas—411 Twenty-second St., Phone Santa Fe 6621.

OSCAR NELSON, Division Passenger Agent.

SAM DAVIS, Division Freight Agent.

Glendale 4, Calif.—107 So. Brand Blvd., Phone Citrus 2-3141.

C. E. COUCH, Passenger Agent.

R. F. FITZPATRICK, Traveling Passenger Agent.

L. A. BROOKS, City Ticket Agent.

Grand Canyon, Ariz.

S. E. TURNER, Agent.

Hollywood 28, Calif.—6405 Hollywood Blvd., Phone Hollywood 1191.

W. P. RIGGS, General Agent.

R. L. D. McALLISTER, City Passenger Agent.

G. W. TRACY, City Ticket Agent.

JAS. M. GARRETT, Passenger Agent.

H. WILLIAMS, Passenger Agent.

Houston 2, Texas—Esperson Bldg., 800 Travis St., Phone Fairfax 7321 (Passenger).

P. H. SWINNEY, Division Passenger Agent.

T. M. GAUNTT, City Ticket Agent.

E. M. LAKE, Traveling Passenger Agent.

GEO. C. HANLON, City Passenger Agent.

Phones Fairfax 7323 and 7324—(Freight).

J. A. DANA, Assistant General Freight Agent.

Huntington Park, Calif.—7136 Pacific Blvd., Phone LUcas 7239.

W. D. BURCK, Passenger Agent.

(Concluded on page 47)

Traffic Department Agencies—Concluded

Hutchinson, Kan.—511 Rorabaugh-Wiley Bldg., Phone 1400 (Ticket Office). Phone 342 (Freight).

G. W. COVINGTON, Division Freight Agent.

Indianapolis 4, Ind.—311 Merchants Bank Bldg., Phone Market 9516-9517.

E. P. FISHER, General Agent.

C. H. HUGGINS, Traveling Passenger Agent.

Inglewood, Calif.—314 E. Hillcrest Blvd., Phone ORchard 7-1272. From Los Angeles phone ORegon 8-2466.

F. W. CALVERT, Passenger Agent.

Kansas City 6, Mo.—1100 Baltimore Ave., Phone Victor 4000 (Passenger).

R. E. CUTTELL, General Agent, Passenger Department.

M. L. WOODWARD, Division Passenger Agent.

ROBT. E. COOPER, Traveling Passenger Agent.

J. P. FREILINGER, City Passenger Agent.

J. E. SAMUELSON, City Passenger Agent.

C. J. KISTLER, City Ticket Agent.

Kansas City 8, Mo.—Union Station, Phone Victor 4000 (Passenger).

HARRY W. SIMPSON, Depot Passenger Agent.

ARTHUR B. PRATT, Depot Passenger Agent.

J. B. PENDLETON, Depot Passenger Agent.

W. C. MOWRER, Depot Passenger Agent.

R. M. SAWYER, Depot Passenger Agent.

Kansas City 6, Mo.—614 Fairfax Building, Phone Victor 4000 (Freight).

B. A. EVERETT, Assistant General Freight Agent.

Killeen, Texas—(Camp Hood). Phone 438 or 439.

M. L. WILLIAMS, Passenger Representative.

Leavenworth, Kan.—781 Shawnee St., Phone 28.

M. G. GRUMANN, Division Freight and Passenger Agent.

Long Beach 2, Calif.—117 Pine Ave., Phone 696-08.

L. E. VINSON, Division Passenger Agent.

P. W. DIEFENBACH, Passenger Agent.

M. C. PARKE, City Ticket Agent.

115 Pine Ave., Phone 741-91.

E. G. STUBBS, Division Freight Agent.

Los Angeles 14, Calif.—Room 402, 607 S. Hill St., Phone Mutual 0111.

R. C. HORNER, General Agent.

FRANK T. RICE, Division Passenger Agent.

R. E. WHITE, Passenger Agent.

C. IRBY, Passenger Agent.

J. W. WARNER, Passenger Agent.

J. W. HARMAN, Passenger Agent.

F. R. KELLEY, Passenger Agent.

ORVILLE R. PRATT, Passenger Agent.

City Ticket Office—601 S. Hill St., Phone Mutual 0111.

KARL A. OSWALD, City Ticket Agent.

MISS AMELIA McFIE, Traveling Passenger Agent.

Union Station, Phone Mutual 0111.

J. P. McNALLY, City Passenger Agent.

B. J. McGARRY, Passenger Agent.

C. J. HANES, Passenger Agent.

L. B. FENDERSON, Passenger Agent.

R. L. De ZELL, Passenger Agent.

W. C. HAMMOND, Passenger Agent.

A. E. HARBIN, Ticket Agent.

100 West 6th Street, Phone Mutual 0111.

L. G. EVANS, Agent.

Santa Fe Bldg., Phone Mutual 0111.

Reservation—Information Bureau.

THOS. M. BRAXTON, Manager.

Santa Fe Bldg., Phone Mutual 0111.

L. G. SILLS, Division Freight Agent.

Lubbock, Texas—Santa Fe Station, Phone 4472.

R. H. FORBES, Division Freight and Passenger Agent.

W. P. BROOKS, Ass't. Division Freight and Passenger Agent.

I. M. ROBINSON, Traveling Freight and Passenger Agent.

H. B. GOLDING, Traveling Freight and Passenger Agent.

Mexico City, Mex.—Bolivar No. 22-B.

J. BANUET, JR., General Agent.

N. R. CORDOVA, Traveling Freight and Passenger Agent.

Milwaukee 3, Wis.—401 Majestic Bldg., Phone Marquette 7139.

R. C. RAYBURN, General Agent.

L. H. McCLURE, Traveling Passenger Agent.

H. E. LOFGREN, City Passenger Agent.

Minneapolis 2, Minn.—938 Northwestern Bank Bldg., Phone Atlantic 1274-1275-1276.

GEO. J. TURGEON, General Agent.

THOS. CLOHESSY, District Passenger Agent.

S. B. WILCOX, Traveling Passenger Agent.

C. E. PERKINS, City Freight and Passenger Agent.

R. J. PETERS, City Ticket Agent.

New Orleans 12, La.—307 Pere Marquette Bldg., Phone Raymond 3393.

A. A. BOYLE, General Agent.

See all these

Western Wonderlands

on a Santa Fe Trip
to and from California



Grand Canyon . . . Santa Fe, the only railroad entering Grand Canyon National Park, provides *daily* year-round Pullman service *direct* to the South Rim of this titanic scenic masterpiece.



Carlsbad Caverns . . . a Santa Fe *Scout* sleeper takes you *direct* to Carlsbad, New Mexico, nearest rail approach to this world-famous underground fairyland. Costs are low for side trip rail fare and all-expense tour.



Indian-detours . . . motor explorations to age-old Indian Pueblos and prehistoric cliff dwellings 'round Old Santa Fe. This summer new Indian-detour trips will be available from Santa Fe, New Mexico.

Dude Ranches . . . there are scores of big and little ranches along the Santa Fe, in the cool mountains and valleys of Colorado, New Mexico, Arizona, and California. Ask for the Santa Fe Dude Ranch booklet that tells all about them.



Yosemite . . . in California's high Sierras . . . a National Park of magnificent waterfalls, forests of giant trees, and glacier fed lakes. There is swift, daily Santa Fe service for Yosemite from both Los Angeles and San Francisco.



California . . . sun-splashed beaches, ocean drives, gay cities, beautiful golf courses, historic missions, orange groves, and miles of flowers. Santa Fe provides convenient daily year-round service to, from, and *in* California.



6 Famous Santa Fe trains for California

Rail travel
made easier via



Ask about these special features
now available for Santa Fe travelers

Rail Traveloan—Travel Santa Fe now—pay later in easy monthly installments. Funds available for rail accommodations and other expenses for your trip. Simply make application for this service with your railroad ticket or travel agent.

Travel Credit Cards—Charge Santa Fe tickets as easily as you would department store purchases. Anyone with proper credit rating may have a rail credit card. Present it at any Santa Fe ticket window to charge rail, parlor-car, or sleeping-car tickets (amounting to \$5.00 or more) to any part of the country. Bills rendered monthly.

Rail Auto Service—Enjoy the comfort and economy of rail travel—and still have the convenience of a late-model automobile

at your destination. Moderate cost. This plan now in operation in many U. S. cities.

Prepaid Tickets—Tickets can be delivered to any point in the U. S. by making a deposit with your Santa Fe ticket agent. Pullman accommodations, incidental cash included, if desired. A particularly attractive service for transportation arrangements of elderly people, invalids, students, etc.

Parmelee Transfer—Passengers holding tickets through Chicago may ride Parmelee coaches from the Dearborn station to any out-going depot, hotel, or downtown destination. Baggage included. This service available by presenting the Parmelee coupon which is a part of your through rail ticket. For details see Attendant and Transfer service on page 41.

For complete information just call your Santa Fe Ticket Agent

T. B. GALLAHER
General Passenger Traffic Manager
Santa Fe System Lines, Chicago