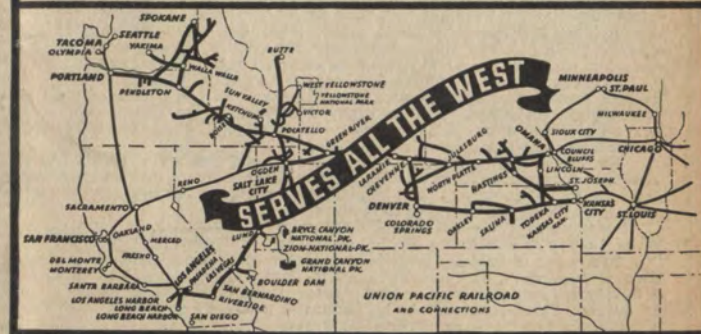
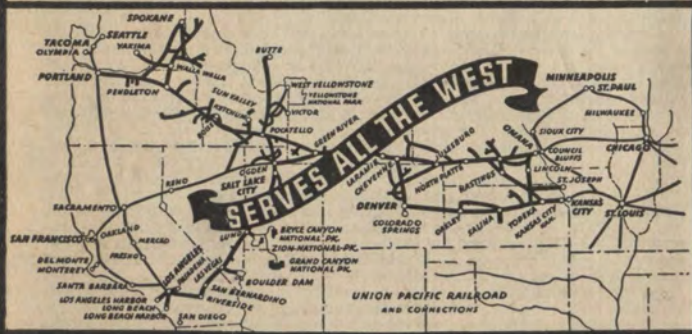


UNION PACIFIC RAILROAD

UNION PACIFIC RAILROAD

Time Tables

Time Tables



SHIP AND RIDE UNION PACIFIC

SHIP AND RIDE UNION PACIFIC

Table of geographical locations and page numbers, organized in columns. Includes entries like Gilmore, Ore., Gladstone, Mo., Glenview, Neb., etc.

Table of geographical locations and page numbers, organized in columns. Includes entries like Peck, Idaho., Princeton, Nebr., Rockford, Wash., etc.

Union Pacific "Meals That Appeal" advertisement. Text describes meal service on trains, listing various dining cars and services available on different routes.

Union Pacific Streamliner Schedules

Extra Fare Trains between Chicago and Los Angeles

Westbound—Read Down										Eastbound—Read Up										
Streamliner City of Los Angeles										Streamliner City of Los Angeles										
Same Sailing Dates Each Month See Calendar Page 7										Same Sailing Dates Each Month See Calendar Page 7										
3	6	9	12	15	18	21	24	27	Last Day	3	6	9	12	15	18	21	24	27	Last Day	
6.15										12.15										
8.22										10.00										
9.38										8.43										
11.31										6.50										
1.51										4.30										
2.00										4.20										
4.01										2.15										
5.55										12.29										
4.56										11.28										
6.40										9.44										
8.25										8.18										
8.35										8.08										
10.00										6.48										
11.47										4.48										
1.58										2.35										
3.45										12.53										
5.30										11.07										
6.05										10.29										
6.10										10.24										
10.23										4.04										
1.06										1.22										
6.16										8.08										
7.37										6.50										
8.00										6.30										
8.10										5.55										
8.40										5.25										
8.40										5.30										
8.25										5.35										
8.50										4.55										

Extra Fare Trains between Chicago and San Francisco

Same Sailing Dates Each Month—See Calendar Page 7					Same Sailing Dates Each Month—See Calendar Page 7				
Treasure Island Special No. 49	The Forty Niner No. 49	Streamliner City of San Francisco No. 101	Streamliner City of San Francisco No. 102	The Forty Niner No. 48	Treasure Island Special No. 48	3	6	9	12
9.30	8.14	20.26	6.12	18.24	30	2.00			
12.14	8.14	20.26	6.12	18.24	30	4.01			
1.44	8.14	20.26	6.12	18.24	30	5.55			
4.15	8.14	20.26	6.12	18.24	30	5.55			
7.20	8.14	20.26	6.12	18.24	30	1.51			
7.35	8.14	20.26	6.12	18.24	30	2.00			
10.12	8.14	20.26	6.12	18.24	30	4.01			
12.37	9.15	21.27	6.12	18.24	30	5.55			
11.45	8.14	20.26	6.12	18.24	30	4.56			
2.07	9.15	21.27	6.12	18.24	30	6.40			
4.15	9.15	21.27	6.12	18.24	30	8.25			
4.26	9.15	21.27	6.12	18.24	30	10.00			
3.02	9.15	21.27	6.12	18.24	30	11.47			
8.24	9.15	21.27	6.12	18.24	30	1.58			
11.15	9.15	21.27	6.12	18.24	30	3.45			
1.22	9.15	21.27	6.12	18.24	30	5.20			
3.25	9.15	21.27	6.12	18.24	30	4.30			
2.40	9.15	21.27	6.12	18.24	30	1.11			
1.35	4.10	16.22	7.13	19.25	31	5.35			
6.35	4.10	16.22	7.13	19.25	31	7.04			
8.35	4.10	16.22	7.13	19.25	31	7.12			
8.47	4.10	16.22	7.13	19.25	31	7.50			
9.25	4.10	16.22	7.13	19.25	31				

Footnotes

- Reservations for space, Pullman or coach, should be applied for as much in advance as possible. The "City of Los Angeles" and the "City of San Francisco" are operated primarily for through passengers and will not carry local passengers between points east of Ogden; except that passengers with regular rail tickets from Cheyenne or west thereof destined to Chicago or east thereof, or the reverse, will be carried if they purchase extra fare tickets between Ogden and Chicago. If vacant space (Pullman or coach) is available 48 hours prior to departure from terminal, it may be sold from intermediate scheduled stops westbound to Ogden and points beyond, or eastbound from points between Los Angeles and Ogden, or 24 hours prior to departure eastbound from points between San Francisco and Ogden, to any scheduled stop. Reduced fare tickets for clergy, charity, etc., are not honored on these trains.
- Motor Bus connection at East Los Angeles. Also see tables 99, 100 and 101.
- All Standard Pullman—No Coaches—Carries passengers locally between all regular stops if space is available.
- Persons using "City of Los Angeles", "City of San Francisco", "City of Portland", "The Forty Niner" and the "Treasure Island Special" should ask Baggage Agents or any U. P. Representative listed on pages 62-63 of this folder to attach to each piece of checked baggage a distinctive tag indicating train on which it is to be handled.
- Stops only to let off paying passengers.
- Arrives at these points on the 31st of a 31-day month, or on the 1st following a 30-day month.
- See pages 8 to 13 and 20 to 21 for Streamliner equipment; 60 to 61 for Pullman rates.
- (C.T.) Central time. (M.T.) Mountain time. (P.T.) Pacific time.

Union Pacific Streamliner Schedules

The Streamliner City of Portland

Westbound—Read Down					Eastbound—Read Up				
Streamliner No. 1					Streamliner No. 2				
Same Sailing Dates Each Month See Calendar This Page					Same Sailing Dates Each Month See Calendar This Page				
4	10	16	22	28	4	10	16	22	28
6.15					12.15				
8.22					10.00				
9.38					8.43				
11.31					6.50				
1.51					4.30				
2.00					4.20				
4.01					2.15				
5.55					12.29				
4.56					11.28				
6.40					9.44				
8.25					8.18				
8.35					8.08				
10.00					6.50				
11.47					4.48				
1.58					2.35				
3.45					10.00				
5.30					5.49				
6.05					4.10				
6.10					3.08				
10.23					10.36				
1.06					8.00				
6.16					5.20				
7.37					1.58				
8.00					1.00				

Reservations for space, Pullman or coach, should be applied for as much in advance as possible. Tickets for or between intermediate stations will not be sold for the "City of Denver" until day of departure from terminal, if and when space is available. If space is available on the "City of Portland" 48 hours prior to departure from terminal it may be sold for or between intermediate stations. This applies to both coach and Pullmans. Reduced fare tickets for clergy, charity, etc., are honored on the "City of Denver", but not on the "City of Portland".

Regular steam train; for additional train service see page 26.

Note A—See pages 8 to 13 and 20 to 21 for Streamliner equipment; 60 to 61 for Pullman rates.

Persons using "City of Los Angeles", "City of San Francisco", "City of Portland" and "The Forty Niner" should ask Baggage Agents or any U. P. Representative listed on pages 62-63 of this folder to attach to each piece of checked baggage a distinctive tag indicating train on which it is to be handled.

(C.T.) Central time. (M.T.) Mountain time. (P.T.) Pacific time.

Special Service Charges on "Streamliners" "City of Los Angeles" and "City of San Francisco"

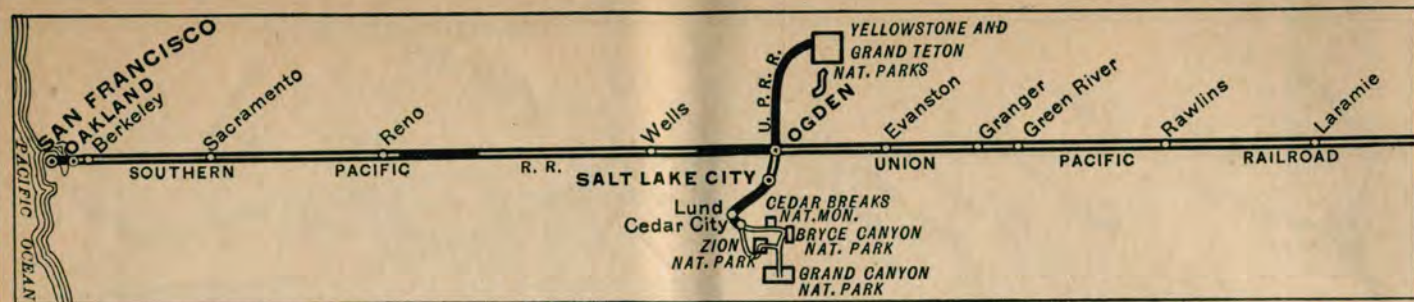
BETWEEN	Chicago, Ill.	Omaha, Neb.	G. Island, Neb.	N. Platte, Neb.	Sidney, Neb.	Cheyenne, Wyo.	Laramie, Wyo.	Rawlins, Wyo.	Gr. River, Wyo.	Evansston, Wyo.	Ogden, Utah	Salt Lake City, Utah
Ogden, Utah..... Sleeper	10.50	6.75	6.00	4.50	3.75	3.00	3.00	3.00	2.25	1.50		
Coach	3.50	2.25	2.00	1.50	1.25	1.00	1.00	1.00	0.75	0.50		
Salt Lake City, Ut. Sleeper	10.50	6.75	6.00	4.50	3.75	3.00	3.00	3.00	2.25	1.50	1.50	
Coach	3.50	2.25	2.00	1.50	1.25	1.00	1.00	1.00	0.75	0.50		
Las Vegas, Nev. Sleeper	12.75	9.00	7.50	6.75	6.00	5.25	4.50	3.75	3.00	2.25	3.00	3.00
Coach	4.25	3.00	2.50	2.25	2.00	1.75	1.75	1.50	1.25	1.25	1.00	1.00
San Ber'dino, Cal. Sleeper	15.00	10.50	9.75	8.25	7.50	6.75	6.75	6.00	5.25	4.50	3.75	3.75
Coach	5.00	3.50	3.25	2.75	2.50	2.25	2.25	2.00	1.75	1.75	1.25	1.25
Los Angeles, Cal. Sleeper	15.00	11.25	10.50	9.00	8.25	7.50	7.50	6.75	6.00	6.00	4.50	4.50
Coach	5.00	3.75	3.50	3.00	2.75	2.50	2.50	2.25	2.00	2.00	1.50	1.50
Reno, Nev. Sleeper	12.75	9.00	7.50	6.75	6.00	5.25	4.50	4.50	4.00	3.50	3.75	3.75
Coach	4.25	3.00	2.50	2.25	2.00	1.75	1.75	1.50	1.50	1.50	1.25	1.25
Sacramento, Cal. Sleeper	14.25	10.50	9.75	8.25	7.50	6.75	6.75	6.00	6.00	6.00	5.25	5.25
Coach	4.75	3.50	3.25	2.75	2.50	2.25	2.25	2.00	2.00	2.00	1.75	1.75
San Francisco, Cal. Sleeper	15.00	11.25	10.50	9.00	8.25	7.50	7.50	6.75	6.75	6.75	6.00	6.00
Coach	5.00	3.75	3.50	3.00	2.75	2.50	2.50	2.25	2.25	2.25	2.00	2.00

Special Service Charges on Trains 49 and 48 "The Forty Niner" and "Treasure Island Special"

BETWEEN	Chicago, Ill.	Omaha, Neb.	G. Island, Neb.	N. Platte, Neb.	Sidney, Neb.	Cheyenne, Wyo.	Laramie, Wyo.	Rawlins, Wyo.	Gr. River, Wyo.	Evansston, Wyo.	Ogden, Utah
Grand Island, Neb.	\$4.50	\$2.00									
North Platte, Neb.	5.00	2.50	\$1.25								
Sidney, Neb.	5.50	3.00	1.75	\$1.25							
Cheyenne, Wyo.	5.50	3.00	2.00	1.50	\$1.00						
Laramie, Wyo.	5.75	3.25	2.25	1.75	1.25	\$1.00					
Rawlins, Wyo.	6.25	3.75	2.75	2.25	1.75	1.50	\$1.00				
Green River, Wyo.	6.50	4.00	3.00	2.50	2.00	1.75	1.50	\$1.25			
Evansston, Wyo.	6.75	4.25	3.50	2.75	2.25	2.00	1.75	1.75	\$1.00		
Ogden, Utah.	7.00	4.50	4.00	3.00	2.50	2.00	2.00	2.00	1.50	\$1.00	
Reno, Nev.	8.50	6.00	5.00	4.50	4.00	3.50	3.50	3.00	3.00	2.50	\$2.50
Sacramento, Cal.	9.50	7.00	6.50	5.50	5.00	4.50	4.50	4.00	4.00	3.00	3.50
San Francisco, Cal.	10.00	7.50	7.00	6.00	5.50	5.00	5.00	4.50	4.50	4.50	4.00

The Streamliner City of Denver

Westbound—Read Down					Eastbound—Read Up				
Streamliner No. 111 Daily					Streamliner No. 112 Daily				
Same Sailing Dates Each Month See Calendar This Page					Same Sailing Dates Each Month See Calendar This Page				
6	12	18	24	30	6	12	18	24	30
6.20					9.23				
8.27					7.05				



CHICAGO to SAN FRANCISCO via Omaha

Table B	Streamliner City of San Francisco 101 Example	Forty Niner also Treas. Island Special 49 Example	San Francisco Overland Ltd. 27 Daily Example	The Challenger 87 Daily Example	Pacific Limited 21 Daily Example
C. & N. W. Chicago	6.15 SUN	9.30 SUN	10.25 SUN	10.30 SUN	11.35 SUN
Ar Omaha	1.51 MON	7.20 SUN	10.00 MON	10.10 MON	11.00 SUN
C. & N. W. Minneapolis			(201-2-201) 8.05 SUN	(201-2-201) 8.05 SUN	(203-22-203) 9.40 SUN
Ar St. Paul			8.45 " "	8.45 " "	10.15 " "
Ar Sioux City			4.25 MON	4.25 MON	7.00 " "
Ar Omaha			7.31 MON	7.31 MON	9.35 SUN
Wabash St. Louis			8.00 SUN	8.00 SUN	
Ar Omaha			8.30 MON	8.30 MON	
Union Pacific Omaha	2.00 MON	7.35 SUN	10.25 MON	10.40 MON	11.15 SUN
Ar Fremont			11.10 " "	11.25 " "	11.56 SUN
Ar Columbus			12.01 " "	12.18 " "	12.45 MON
Ar Grand Island	4.01 MON	10.12 SUN	1.17 " "	1.40 " "	2.05 " "
Ar Kearney			2.10 " "	2.33 " "	3.03 " "
Ar North Platte (C.T.)	5.55 MON	12.37 MON	3.50 " "	4.18 " "	4.50 " "
Ar North Platte (M.T.)	4.56 " "	11.45 SUN	3.00 " "	3.30 " "	4.05 " "
Ar Sidney	6.40 " "	2.07 MON	5.32 " "	6.05 " "	7.45 " "
Ar Cheyenne	8.25 " "	4.15 " "	7.45 " "	8.25 " "	10.45 " "
Ar Denver			5.45 " "	5.45 MON	8.25 " "
Ar Cheyenne	8.35 " "	4.25 MON	8.00 " "	8.40 " "	11.40 " "
Ar Laramie	10.00 " "	6.02 " "	9.42 MON	10.20 MON	11.24 " "
Ar Rawlins	11.47 " "	8.24 " "	12.19 TUE	12.47 TUE	4.12 " "
Ar Rock Springs			2.47 " "	3.12 " "	6.39 " "
Ar Green River	1.58 " "	11.15 MON	3.30 " "	4.05 " "	7.17 " "
Ar Evanston	3.45 " "	1.22 " "	5.57 " "	6.26 " "	9.21 " "
Ar Ogden	5.20 MON	3.25 MON	8.05 TUE	8.30 TUE	11.25 MON
Ar Salt Lake City			8.00 TUE	8.00 TUE	11.35 MON
Ar Ogden (P.T.)	4.30 MON	2.40 MON	8.20 TUE	8.45 TUE	11.35 MON
Ar Reno	1.11 TUE	1.35 TUE	8.52 " "	10.10 " "	12.50 TUE
Ar Truckee			10.35 TUE	11.25 TUE	1.55 " "
Ar Sacramento	5.35 TUE	6.35 TUE	4.30 WED	4.40 WED	6.20 " "
Ar Berkeley	7.04 " "	8.35 " "	7.25 " "	7.32 " "	8.31 " "
Ar Oakland (16th St.)	7.12 " "	8.47 " "	7.34 " "	7.41 " "	8.45 " "
Ar Oakland Pier	7.17 " "	8.53 " "	7.45 " "	7.50 " "	8.52 " "
Ar San Francisco (PT)	7.50 TUE	9.25 TUE	8.25 WED	8.25 WED	9.30 TUE

Footnotes for Page 10

- ★ Regularly assigned through cars air-conditioned. (f) Stops only on signal.
- Makes 5 round trips each month; see page 6 for sailing dates.
- ⊕ Coach and Pullman Tourist cars formerly carried on No. 27 leave Chicago at 10:30 P. M. on the Challenger, No. 87.
- ♦ The Challenger carries only coaches and Challenger (Pullman Tourist) sleeping cars. (C.T.) Central time. (M.T.) Mountain time. (P.T.) Pacific time.
- Runs via Borie cut-off; not via Cheyenne.
- Time from 12.01 midnight to 12.00 noon shown in light face type.
- Time from 12.01 noon to 12.00 midnight shown in heavy face type.

Cheyenne Frontier Days

CHEYENNE, WYOMING, JULY 25, 26, 27, 28, 29, 1939

STEER ROPING ● BULLDOGGING ● BRONCHO RIDING
INDIANS ● COWBOYS

World's Greatest Outdoor Show ● Visit it Via Union Pacific

Equipment for Page 10

★ **NO. 101—The Streamliner CITY OF SAN FRANCISCO Extra Fare**
Leave Chicago via C. & N. W. Ry. 5th, 11th, 17th, 23rd and 29th of each month. Arrive San Francisco via Southern Pacific.
Registered Nurse—Stewardess Service without Charge. Radio.
Observation Lounge Car... Chicago to San Francisco. (Barber, valet).
Club Lounge Car... Chicago to San Francisco.
Standard Sleeping Cars... Chicago to San Francisco—11 Double Bedrooms. Chicago to San Francisco—12 Open Sections (3 cars). Chicago to San Francisco—4 Compts., 3 D. R. (2 cars). Chicago to San Francisco—12 (Duplex) Single Bedrooms, 5 Double Bedrooms. Chicago to San Francisco—18 Roomettes.
Coach... Chicago to San Francisco (54 reclining seats).
Dining Car... Meal service.
Coffee Shop Dining Car... Meals to Coach Passengers.

★ **NO. 49—FORTY NINER also TREASURE ISLAND SPECIAL—Extra Fare**
Leave Chicago via C. & N. W. Ry. Arrive San Francisco via Southern Pacific.
Registered Nurse—Stewardess Service without Charge.

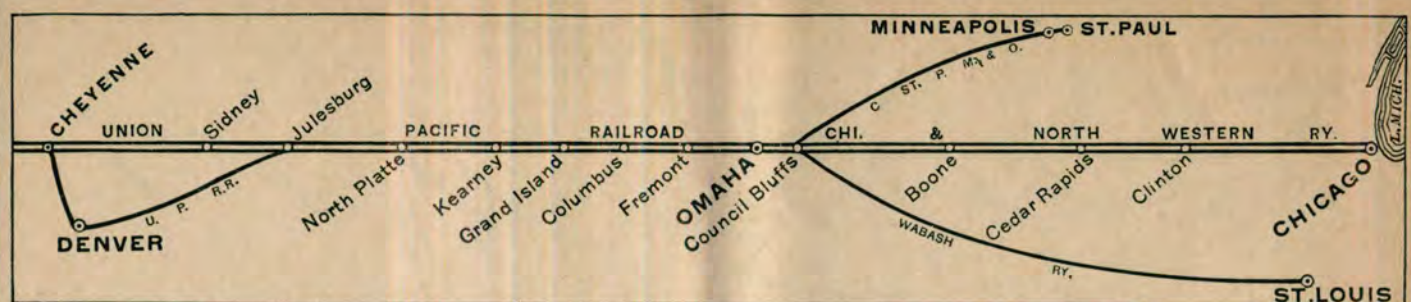
The Forty Niner leaves Chicago on 2nd, 8th, 14th, 20th and 26th of each month.
Obs.-Buffet Sleeping Car... Chicago to San Francisco—4 Double Bedrooms (Lounge; beverages; radio).
Standard Sleeping Cars... Chicago to San Francisco—3 Compts., 4 Drawing-rooms, (Barber, valet, bath). Chicago to San Francisco—17 Roomettes, 1 Section. Chicago to San Francisco—12 Sec., 1 D. R. (2 cars). Chicago to San Francisco—14 (Duplex) Single Bedrooms, 2 Double Bedrooms.
Diner-Lounge... Meal Service.

Treasure Island Special leaves Chicago on 4th, 10th, 16th, 22nd and 28th of each month.
Observation Sleeping Car... Chicago to San Francisco—1 Drawing-room, 1 Compartment, 3 Double Bedrooms.
Club Lounge Car... Chicago to San Francisco. (Barber, valet, bath; radio; beverages).
Standard Sleeping Cars... Chicago to San Francisco—3 Drawing-rooms, 6 Compt. Chicago to San Francisco—6 Sec., 6 double bedrooms. Chicago to San Francisco—10 Sec., 1 D. R., 2 Compt.
Dining Car... Meal Service.

★ **NO. 27—SAN FRANCISCO OVERLAND LIMITED—DAILY**
All Pullman, no extra fare, Chicago to San Francisco.
Registered Nurse—Stewardess Service without Charge.
Cars from Chicago run via C. & N. W. to Omaha; U. P. to Ogden; S. P. to San Francisco.
Club Lounge Car... Chicago to San Francisco (beverages; radio).
Buffet Club Car... Chicago to San Francisco (barber, valet, bath; radio).
Standard Sleeping Cars... Chicago to San Francisco—6 Compts., 3 D. R. Chicago to San Francisco—6 Sec., 6 Double Bedrooms. Chicago to San Francisco—14 Sections. Salt Lake City to San Francisco—12 Sections, Drawing-room (No. 31 to Ogden).
Dining Car... Meal Service.

★ **NO. 87—The Challenger—DAILY**
All Coach and Challenger (tourist) Sleeping Car Train.
Registered Nurse—Stewardess Service without Charge. Free Porter Service. Free Pillows.
Cars from Chicago run via C. & N. W. to Omaha; U. P. to Ogden; S. P. to San Francisco.
Lounge Car... Chicago to San Francisco (for sleeping car passengers).
Challenger Sleeping Cars... Chicago to San Francisco—16 Sections. (Pullman Tourist)
Reclining Seat Coaches... Chicago to San Francisco.
Womens Exclusive Coaches... Chicago to San Francisco (reclining seats). (With Lounge Room)
Dining Car... Serving low cost meals; breakfast 25 cents; luncheon 30 cents; dinner 35 cents.

★ **NO. 21—PACIFIC LIMITED—DAILY**
Cars from Chicago run via C. & N. W. to Omaha; U. P. to Ogden; S. P. to San Francisco.
Club Observation Cars... Chicago to Ogden (soda fountain, beverages; radio).
Observation Sleeping Car... Salt Lake to San Francisco—10 Sec. (No. 41 to Ogden).
Standard Sleeping Cars... Chicago to San Francisco—12 Sections, D. R.
Tourist Sleeping Cars... Chicago to San Francisco—16 Sections.
Reclining Seat Coaches... Chicago to San Francisco.
Dining Car... Meal Service.



SAN FRANCISCO to CHICAGO via Omaha

Table B	Streamliner City of San Francisco 102 Example	Forty Niner also Treas. Island Special 48 Example	San Francisco Overland Ltd. 28 Daily Example	The Challenger 88 Daily Example	Pacific Limited 14 Daily Example
San Francisco (P. Oakland Pier)	3.45 SUN	11.40 SUN	8.35 SUN	8.00 SUN	8.35 SUN
Ar Oakland (16th St.)	4.11 " "	12.06 " "	9.05 " "	8.30 " "	9.02 " "
Ar Berkeley	4.17 " "	12.12 " "	9.12 " "	8.39 " "	9.09 " "
Ar Sacramento	4.26 " "	12.21 " "	9.23 " "	8.49 " "	9.19 " "
Ar Truckee	5.50 " "	2.03 " "	11.35 SUN	11.10 SUN	11.25 " "
Ar Reno	10.25 SUN	7.08 SUN	5.50 " "	4.55 " "	5.00 SUN
Ar Ogden (P.T.)	7.25 MON	6.02 MON	6.10 MON	6.05 MON	6.55 MON
Ar Salt Lake City			8.20 MON	8.20 MON	9.40 MON
Ar Ogden (M.T.)	8.35 MON	7.15 MON	7.50 MON	7.40 MON	8.35 MON
Ar Evanston	10.10 " "	9.02 " "	9.45 " "	9.28 " "	10.30 " "
Ar Green River	11.49 " "	11.05 " "	11.59 MON	11.45 MON	12.47 " "
Ar Rock Springs			1.03 TUE	12.55 TUE	1.20 " "
Ar Rawlins	2.03 MON	1.43 MON	3.20 " "	3.13 " "	3.47 " "
Ar Laramie	4.03 " "	4.03 " "	5.55 " "	5.35 " "	6.50 " "
Ar Cheyenne	5.23 " "	5.35 MON	7.30 " "	7.15 " "	8.35 " "
Ar Denver			8.50 " "	8.50 " "	11.35 " "
Ar Cheyenne	5.33 MON	5.45 MON	7.45 " "	7.35 " "	9.00 " "
Ar Sidney	6.59 " "	7.25 " "	9.40 " "	9.20 " "	11.05 MON
Ar North Platte (M.T.)	8.43 " "	9.33 " "	12.18 " "	11.35 " "	1.30 TUE
Ar North Platte (C.T.)	9.44 " "	10.40 " "	1.28 " "	12.45 " "	2.43 " "
Ar Kearney			3.15 " "	3.00 " "	4.20 " "
Ar Grand Island	11.30 MON	12.55 TUE	4.15 " "	4.20 " "	5.18 " "
Ar Columbus			5.40 " "	5.50 " "	6.40 " "
Ar Fremont			6.35 " "	6.50 " "	7.33 " "
Ar Omaha	1.35 TUE	3.35 TUE	7.40 TUE	8.00 TUE	8.30 TUE
C. & N. W. Omaha	1.45 TUE	3.50 TUE	8.10 TUE	8.40 TUE	8.55 TUE
Ar Chicago	9.30 TUE	1.35 TUE	8.30 WED	8.45 WED	8.45 TUE
C. & N. W. Omaha			(202-1-202) 9.15 TUE	(202-1-202) 9.15 TUE	(204-9-204) 8.35 TUE
Ar Sioux City			12.15 WED	12.15 WED	11.40 " "
Ar St. Paul			7.35 " "	7.35 " "	7.35 " "
Ar Minneapolis			8.10 WED	8.10 WED	8.10 TUE
Wabash Omaha			8.30 TUE	8.30 TUE	
Ar St. Louis			8.08 WED	8.08 WED	

Footnotes for Page 11

- ★ Regularly assigned through cars air-conditioned. (f) Stops only on signal.
- Makes 5 round trips each month; see page 6 for sailing dates.
- ♦ The Challenger carries only coaches and Challenger (Pullman tourist) sleeping cars.
- Runs via Borie cut-off; not via Cheyenne. A Conditional stop. See table 4. (C.T.) Central time. (M.T.) Mountain time. (P.T.) Pacific time.
- Time from 12.01 midnight to 12.00 noon shown in light face type.
- Time from 12.01 noon to 12.00 midnight shown in heavy face type.

IF YOU'RE A PHOTO FANCIER—

By all means, bring your camera to Sun Valley any time of the year. No end of thrilling picture treasures are "yours for the taking"—whether you're fond of still or action pictures, in black and white or color. You'll be pleased with the complete photo shop in Challenger Inn.

Equipment for Page 11

★ **NO. 102—The Streamliner CITY OF SAN FRANCISCO—Extra Fare**
Leave San Francisco via S. P. 2nd, 8th, 14th, 20th and 26th of each month. Arrive Chicago via C. & N. W. Ry.
Registered Nurse—Stewardess Service without Charge. Radio.
Observation Lounge Car... San Francisco to Chicago. (Barber, valet).
Club Lounge Car... San Francisco to Chicago.
Standard Sleeping Cars... San Francisco to Chicago—11 Double Bedrooms. San Francisco to Chicago—12 Open Sections (3 cars). San Francisco to Chicago—4 Compts., 3 D. R. (2 cars). San Francisco to Chicago—12 (Duplex) Single Bedrooms, 5 Double Bedrooms. San Francisco to Chicago—18 Roomettes.
Coach... San Francisco to Chicago (54 reclining seats).
Dining Car... Meal service.
Coffee Shop Dining Car... Meals to Coach Passengers.

★ **NO. 48—FORTY NINER also TREASURE ISLAND SPECIAL—Extra Fare**
Leave San Francisco via Southern Pacific Arrive Chicago via C. & N. W. Ry.
Registered Nurse—Stewardess Service without Charge.

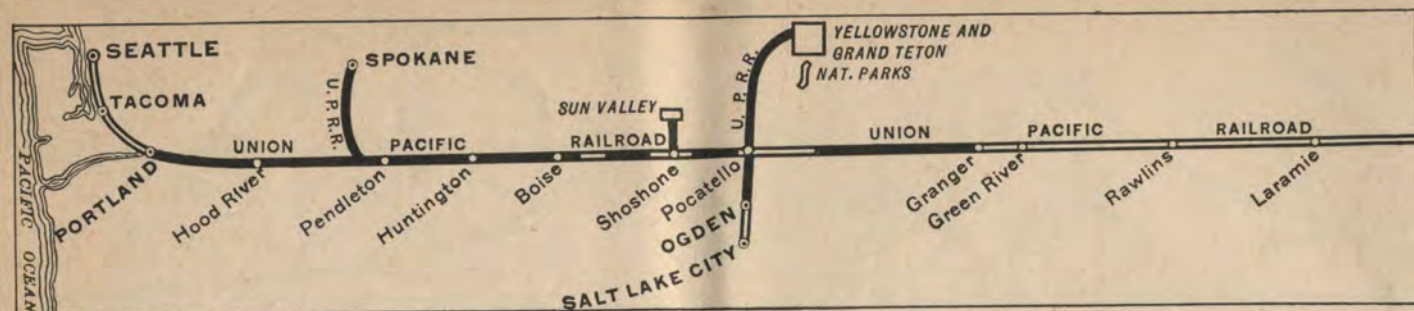
The Forty Niner leaves San Francisco on the 5th, 11th, 17th, 23rd and 29th of each month.
Obs.-Buffet Sleeping Car... San Francisco to Chicago—4 Double Bedrooms, (Lounge; beverages; radio).
Standard Sleeping Cars... San Francisco to Chicago—3 Compts., 4 Drawing-rooms (barber, valet, bath). San Francisco to Chicago—17 Roomettes, 1 Section. San Francisco to Chicago—12 Sec., 1 D. R. (2 cars). San Francisco to Chicago—14 (Duplex) Single Bedrooms, 2 Double Bedrooms.
Diner-Lounge... Meal service.

Treasure Island Special leaves San Francisco on 1st 7th, 13th, 19th and 25th of each month.
Observation Sleeping Car... San Francisco to Chicago—1 Drawing-room, 1 Compartment, 3 Double Bedrooms.
Club Lounge Car... San Francisco to Chicago—(Barber, valet, bath; radio; beverages).
Standard Sleeping Cars... San Francisco to Chicago—3 Drawing-rooms, 6 Compt. San Francisco to Chicago—6 Sec., 6 Double Bedrooms. San Francisco to Chicago—10 Sec., 1 D. R., 2 Compts.
Dining Car... Meal Service.

★ **NO. 28—SAN FRANCISCO OVERLAND LIMITED—DAILY**
All Pullman, no extra fare, San Francisco to Chicago.
Registered Nurse—Stewardess Service without Charge.
Cars run via S. P. to Ogden and via C. & N. W. east of Omaha. Omaha to St. Louis is via Wabash.
Club Lounge Car... San Francisco to Chicago (beverages; radio.)
Buffet Club Car... San Francisco to Chicago; (barber, valet, bath; radio).
Standard Sleeping Cars... San Francisco to Chicago—6 Compts., 3 D. R. San Francisco to Chicago—6 Sec., 6 Double Bedrooms. San Francisco to Chicago—14 Sections. San Francisco to St. Louis—12 Sections, Drawing-room (Wabash 14 Omaha to St. Louis). San Francisco to Salt Lake City—12 Sections, Drawing-room (U. P. 19 south of Ogden).
Dining Car... Meal service.

★ **NO. 88—The Challenger—DAILY**
All Coach and Challenger (tourist) Sleeping Car Train.
Registered Nurse—Stewardess Service without Charge. Free Porter Service Free Pillows.
Cars run via S. P. to Ogden and via C. & N. W. east of Omaha.
Lounge Car... San Francisco to Chicago (for sleeping car passengers).
Challenger Sleeping Cars... San Francisco to Chicago—16 Sections. (Pullman Tourist)
Reclining Seat Coaches... San Francisco to Chicago.
Womens Exclusive Coaches... San Francisco to Chicago (Reclining Seats). (With Lounge Room)
Dining Car... Serving low cost meals; breakfast 25 cents; luncheon 30 cents; dinner 35 cents.

★ **NO. 14—PACIFIC LIMITED—DAILY**
Cars run via S. P. to Ogden, and via C. & N. W. east of Omaha.
Observation Sleeping Car... San Francisco to Salt Lake City—10 Sections (No 717 south of Ogden).
Club Observation Car... Ogden to Chicago (soda fountain, beverages; radio).
Standard Sleeping Cars... San Francisco to Chicago—12 Sections, D. R.
Tourist Sleeping Cars... San Francisco to Chicago—16 Sections.
Reclining Seat Coaches... San Francisco to Chicago.
Dining Car... Meal service.



CHICAGO to PORTLAND and SEATTLE via Omaha

Table C For complete schedules, see tables 1, 2 and 6		Streamliner City of Portland 1 Example	Portland Rose 17 Daily Example	Challenger- Portland Rose 87-17 Daily Example	Pacific Limited 21-5-25 Daily Example
C. & N. W.					
Lv Chicago	6.15 SUN	10.25 SUN	10.30 SUN	11.35 SUN	
Ar Omaha	1.51 MON	10.00 MON	10.10 MON	11.00 SUN	
Wabash					
Lv St. Louis		8.00 SUN	8.00 SUN		
Ar Omaha		8.30 MON	8.30 MON		
Union Pacific					
Lv Omaha	2.00 MON	10.25 MON	10.40 MON	11.15 SUN	
Ar Fremont	11.10 "	"	11.25 "	11.56 SUN	
Ar Grand Island	4.01 MON	1.17 "	1.40 "	2.05 MON	
Ar Kearney		2.10 "	2.33 "	3.03 "	
Ar North Platte (C.T.)	5.55 MON	3.50 "	4.18 "	4.50 "	
Ar North Platte (M.T.)	4.56 "	3.00 "	3.30 "	4.05 "	
Ar Sidney	6.40 "	5.32 "	6.05 "	7.45 "	
Ar Cheyenne	8.25 "	7.45 "	8.25 "	10.45 "	
Lv Denver		5.45 "	5.45 "	8.25 "	
Lv Cheyenne	8.35 MON	8.00 "	8.40 "	11.35 "	
Ar Laramie	10.00 "	9.42 MON	10.20 MON	1.05 "	
Ar Rawlins	11.47 "	12.19 TUE	12.47 TUE	3.22 "	
Ar Rock Springs		2.47 "	3.12 "	5.39 "	
Ar Green River	1.58 MON	3.55 "	3.55 "	6.45 "	
Ar Kemmerer		5.35 "	5.35 "	8.25 "	
Ar Montpelier		7.15 "	7.15 "	10.27 MON	
Ar Pocatello	6.20 MON	9.25 "	9.25 "	12.55 TUE	
Ar West Yellowstone		2.30 TUE	2.30 TUE	7.00 "	
Lv West Yellowstone		7.15 MON	7.15 MON	7.15 MON	
Lv Pocatello	6.25 MON	9.55 TUE	9.55 TUE	1.35 TUE	
Ar Minidoka		11.25 "	11.25 "	2.05 "	
Ar Shoshone (See Note A)		12.25 "	12.25 "	4.03 "	
Ar Glenns Ferry		1.55 "	1.55 "	5.28 "	
Ar Boise	10.57 MON	3.55 "	3.55 "	7.40 "	
Ar Nampa		4.30 "	4.30 "	8.18 "	
Ar Huntington (M.T.)	12.30 TUE	7.00 "	7.00 "	10.35 "	
Lv Huntington (P.T.)	11.32 MON	6.10 "	6.10 "	9.45 "	
Ar Baker		7.35 "	7.35 "	11.09 "	
Ar La Grande		9.15 "	9.15 "	12.38 "	
Ar Pendleton	3.58 TUE	11.56 TUE	11.56 TUE	3.00 "	
Ar Arlington		2.00 WED	2.00 WED	4.44 "	
Ar The Dalles		5.05 "	5.05 "	6.05 "	
Ar Hood River		5.40 "	5.40 "	6.38 "	
Ar Portland	8.00 TUE	7.35 "	7.35 "	8.40 "	
Lv Portland	8.35 TUE	8.35 "	8.35 "	11.30 TUE	
Ar Tacoma	1.04 "	1.04 "	1.04 "	5.05 WED	
Ar Seattle (P.T.)	2.20 TUE	2.20 WED	2.20 WED	6.45 WED	

Footnotes for Page 12

- ★ Regularly assigned through cars air-conditioned.
- ⊙ Makes 5 round trips each month. See page 7 for sailing dates and schedule.
- ⊕ Regular daily steam train between Portland and Seattle.
- Through sleeping car daily during Yellowstone season, June 19 to Sept. 13.
- Connecting sleeping car service daily during Yellowstone season, June 19 to Sept. 13.
- Runs via Borie cut-off; not via Cheyenne. (f) Stops only on signal.
- Note A—Shoshone is gateway to Sun Valley; see table O, page 23.
- (C.T.) Central time. (M.T.) Mountain time. (P.T.) Pacific time.
- Time from 12.01 midnight to 12.00 noon shown in light face type.
- Time from 12.01 noon to 12.00 midnight shown in heavy face type.

Equipment for Page 12

★ NO. 1—The Streamliner CITY OF PORTLAND

Leave Chicago via C. & N. W. Ry. 4th, 10th, 16th, 22nd and 28th of each month.

Valet service is available.

Diner-Lounge (Radio) . . . Meal service.
 Standard Sleeping Cars . . . Chicago to Portland—11 Enclosed Sections.
 Chicago to Portland—11 Open Sections (2 cars).
 Coach . . . Chicago to Portland (48 reclining seats).
 Coach-Buffer . . . Chicago to Portland (38 reclining seats). Buffet meal service to coach passengers at reasonable prices.

★ NO. 17—PORTLAND ROSE—DAILY

Registered Nurse—Stewardess Service without Charge.

Cars from Chicago run via C. & N. W. to Omaha; thence U. P.

Club Lounge Car . . . Chicago to Portland (barber, valet, buffet, soda-fountain; radio).
 Standard Sleeping Cars . . . Chicago to Portland—8 Sections, Compts., D. R. Chicago to Portland—12 Sections, D. R. Chicago to West Yellowstone—10 Sections, Compartments, D. R. (No. 35, Pocatello to West Yellowstone). (Only during Yellowstone season, June 19 to Sept. 13). West Yellowstone to Portland—12 Sections, Drawing-room, Compartment. (During Yellowstone season, June 19 to Sept. 13). (Requires Car to Car change at Pocatello).
 Denver to Portland—12 Sections, Drawing-room, (No. 37 to Green River).
 Dining Car . . . Meal service.

★ NO. 87-17—The Challenger—PORTLAND ROSE—DAILY

Cars from Chicago run via C. & N. W.—U. P. No. 87 to Green River; thence No. 17 to Portland.

Registered Nurse—Stewardess Service without Charge.

Porter Service without Charge.

Free Pillows day and night. Free Drinking Cups.

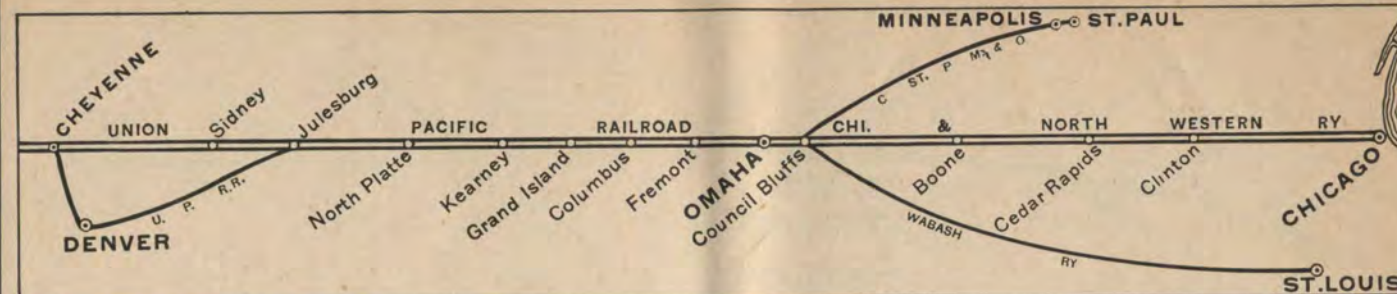
Challenger Sleeping Cars . . . Chicago to Portland—16 Sections. (Pullman Tourist) Chicago to Spokane—16 Sections. (Requires car to car change after leaving Pocatello).
 Reclining Seat Coaches . . . Chicago to Portland.
 Dining Car . . . Regular meal service between Green River and Portland; east of Green River low cost meals; breakfast 25 cents; luncheon 30 cents; dinner 35 cents. Low cost meals are served only to coach and Challenger Sleeping Car passengers in their seats between Green River and Portland.

★ NO. 21-5-25—PACIFIC LIMITED—DAILY

Cars from Chicago run via C. & N. W. to Omaha; thence U. P.

Club Observation Car . . . Chicago to Green River. (Soda fountain, beverages; radio).
 Standard Sleeping Car . . . Chicago to Portland—12 Sections, D. R. (Requires a change of trains at Cheyenne).
 Tourist Sleeping Car . . . Chicago to Portland and Seattle—16 Sections. (Requires a change of trains at Cheyenne).
 Reclining Seat Coaches . . . Chicago and Omaha to Cheyenne and Portland.
 Dining Car . . . Meal service.

Sun Valley, Idaho Is America's Foremost Year 'Round Sports Center



SEATTLE and PORTLAND to CHICAGO via Omaha

Table C For complete schedules, see tables 1, 2 and 6		Streamliner City of Portland 2 Example	Portland Rose 18 Daily Example	Portland Rose- Challenger 87-18 Daily Example	Pacific Limited 44-14 Daily Example
Lv Seattle	1.00 SUN	4.20 SUN	4.20 SUN	11.30 SAT	
Ar Tacoma	1.58 "	5.30 "	5.30 "	1.00 SUN	
Ar Portland	5.20 SUN	9.20 "	9.20 "	6.30 SUN	
Lv Portland	6.30 SUN	9.35 SUN	9.35 SUN	8.00 SUN	
Ar Hood River		11.20 "	11.20 "	9.41 "	
Ar The Dalles		12.01 MON	12.01 MON	10.30 "	
Ar Arlington		1.15 "	1.15 "	11.47 "	
Ar Pendleton	10.36 SUN	3.30 "	3.30 "	1.55 "	
Ar La Grande		5.55 "	5.55 "	4.25 "	
Ar Baker		7.15 "	7.15 "	5.50 "	
Ar Huntington (P.T.)		8.45 "	8.45 "	7.25 "	
Lv Huntington (M.T.)	3.08 MON	9.55 "	9.55 "	8.35 "	
Ar Nampa	4.10 "	12.08 "	12.08 "	10.40 "	
Ar Boise	5.49 MON	12.43 "	12.43 "	11.20 SUN	
Ar Glenns Ferry		2.38 "	2.38 "	1.15 MON	
Ar Shoshone (See Note A)		3.55 "	3.55 "	2.35 "	
Ar Minidoka		4.57 "	4.57 "	3.45 "	
Ar Pocatello	9.55 MON	6.15 MON	6.15 MON	5.10 "	
Ar West Yellowstone		7.00 TUE	7.00 TUE	2.30 "	
Lv West Yellowstone		1.00 MON	1.00 MON	7.15 SUN	
Lv Pocatello	10.00 MON	6.40 "	6.40 MON	5.35 MON	
Ar Montpelier		9.06 "	9.06 "	8.25 "	
Ar Kemmerer		10.48 MON	10.48 MON	10.33 "	
Ar Green River	2.34 MON	12.15 TUE	12.15 TUE	12.30 "	
Ar Rock Springs		1.03 "	1.10 "	1.20 "	
Ar Rawlins	4.48 "	3.20 "	3.27 "	3.47 "	
Ar Laramie	6.50 "	5.55 "	6.02 "	6.50 "	
Ar Cheyenne	8.08 "	7.30 "	7.45 "	8.35 "	
Ar Denver		10.30 "	10.30 "	11.35 "	
Lv Cheyenne	8.18 MON	7.45 "	8.00 "	9.00 "	
Ar Sidney		9.44 "	10.00 "	11.05 MON	
Ar North Platte (M.T.)	11.28 "	12.18 "	12.38 "	1.30 TUE	
Lv North Platte (C.T.)	12.29 TUE	1.28 "	1.48 "	2.43 "	
Ar Kearney		3.15 "	3.35 "	4.20 "	
Ar Grand Island		2.15 TUE	4.15 "	5.18 "	
Ar Fremont		6.35 "	7.00 "	7.33 "	
Ar Omaha	4.20 TUE	7.40 TUE	8.05 TUE	8.30 TUE	
C. & N. W.					
Lv Omaha	4.30 TUE	8.10 TUE	8.35 TUE	8.55 TUE	
Ar Chicago	12.15 TUE	8.30 WED	8.42 WED	8.45 TUE	
Wabash					
Lv Omaha		8.30 TUE	8.30 TUE		
Ar St. Louis		8.08 WED	8.08 WED		

Footnotes for Page 13

- ★ Regularly assigned through cars air-conditioned.
- ⊙ Makes 5 round trips each month. See page 7 for sailing dates and schedule.
- ⊕ Regular daily steam train between Seattle and Portland.
- Through sleeping cars daily during Yellowstone Season June 19 to Sept. 13.
- Connecting sleeping car service daily during Yellowstone Season June 19 to Sept. 13.
- (f) Stops only on signal.
- Note A—Shoshone is gateway to Sun Valley; see table O, page 23.
- (C.T.) Central time. (M.T.) Mountain time. (P.T.) Pacific time.
- Time between 12.01 midnight and 12.00 noon shown in light face type.
- Time from 12.01 noon to 12.00 midnight shown in heavy face type.

Equipment for Page 13

★ NO. 2—The Streamliner CITY OF PORTLAND

Leave Portland 1st, 7th, 13th, 19th and 25th of each month. Arrive Chicago via C. & N. W. Ry.

Valet service is available.

Diner-Lounge (Radio) . . . Meal service.
 Standard Sleeping Cars . . . Portland to Chicago—11 Enclosed Sections.
 Portland to Chicago—11 Open Sections (2 cars).
 Coach . . . Portland to Chicago (48 reclining seats).
 Coach-Buffer . . . Portland to Chicago (38 reclining seats). Buffet meal service to coach passengers at reasonable prices.

★ NO. 18—PORTLAND ROSE—DAILY

Registered Nurse—Stewardess Service without Charge.

Cars to Chicago run via C. & N. W. east of Omaha

Club Lounge Car . . . Portland to Chicago; (barber, valet, buffet, soda-fountain; radio).
 Standard Sleeping Cars . . . Portland to Chicago—8 Sections, Compts., D. R. Portland to Chicago—12 Sections, Drawing-room. Portland to Denver—12 Sections, Drawing-room, (No. 4 south of Cheyenne). Portland to West Yellowstone—12 Sections, Drawing-room, Compartment. (During Yellowstone season, June 19 to Sept. 13). (Requires Car to Car change at Pocatello).
 West Yellowstone to Chicago—10 Sections, Compartments, Drawing-room (No. 36-30 to Pocatello). (Only during Yellowstone season June 19 to Sept. 13).
 Dining Car . . . Meal service.

★ NO. 18-818—PORTLAND ROSE—The Challenger—DAILY

Cars to Chicago run in 18 to Green River; 818 to Chicago; C. & N. W. east of Omaha.

Registered Nurse—Stewardess Service without Charge.

Porter Service without Charge.

Free Pillows day and night. Free Drinking Cups.

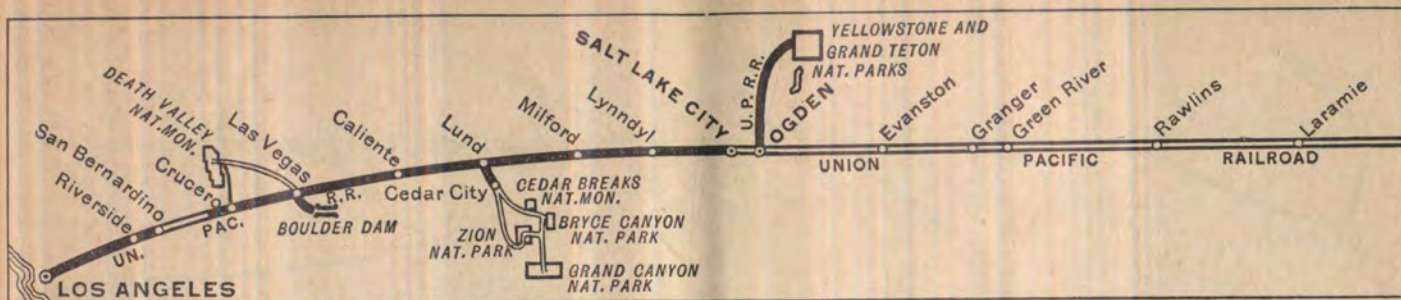
Challenger Sleeping Cars . . . Seattle and Portland to Chicago—16 Sections. (Pullman Tourist) Spokane to Chicago—16 Sections. (Requires Car to Car change before arrival Pocatello).
 Reclining Seat Coaches . . . Portland to Chicago.
 Dining Car . . . Regular meal service between Portland and Green River; east of Green River low cost meals; breakfast 25 cents; luncheon 30 cents; dinner 35 cents. Low cost meals are served only to coach and Challenger Sleeping Car passengers in their seats between Portland and Green River.

★ NO. 44-14—PACIFIC LIMITED—DAILY

Cars to Chicago run via C. & N. W. east of Omaha.

Club Observation Car . . . Green River to Chicago (soda fountain, beverages; radio).
 Standard Sleeping Car . . . Portland to Chicago—12 Sections, Drawing-room. (Requires car to car change before arrival Cheyenne).
 Tourist Sleeping Car . . . Portland to Chicago—16 Sections. (Requires car to car change before arrival Cheyenne).
 Reclining Seat Coaches . . . Portland to Chicago.
 Dining Car . . . Meal service.

You'll Enjoy Your Trip More If You Check Your Luggage. Up to 150 Pounds—Free.



ST. LOUIS and KANSAS CITY to LOS ANGELES via Denver

Table D
All Trains Daily. For complete schedules see tables 17, 18 and 3

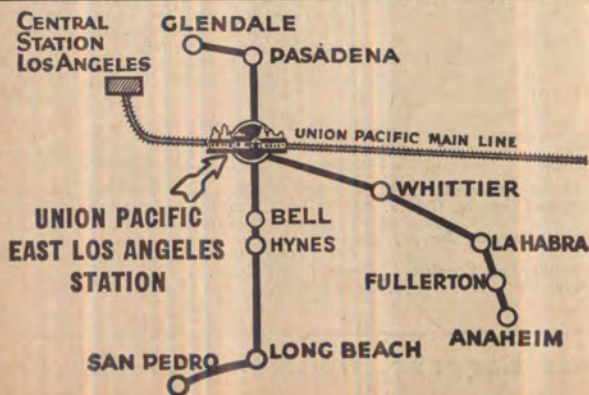
	Denver-Los Angeles Limited 23-37-7 Example	Denver Ltd.-Los Ang. Challenger 23-37-717 Example	Pacific Limited-Fast Mail 21-5 Example
Lv St. Louis (Wabash) (C. T.)	4.05 SUN	4.05 SUN	1.58 SUN
Ar Kansas City	9.30 "	9.30 "	7.08 "
Union Pacific			
Lv Kansas City	10.15 SUN	10.15 SUN	7.30 SUN
" Lawrence	11.10 "	11.10 "	8.15 "
" Topeka	11.45 SUN	11.45 SUN	8.48 "
" Manhattan	12.58 MON	12.58 MON	9.43 "
" Salina (C.T.)	3.05 "	3.05 "	11.15 SUN
" Ellis (M.T.)	5.10 "	5.10 "	12.55 MON
" Oakley	6.55 "	6.55 "	2.20 "
Ar Denver	12.50 "	12.50 "	7.50 "
Lv Denver	5.45 "	5.45 "	8.25 "
" La Salle	6.31 "	6.31 "	9.27 "
Ar Cheyenne	Runs via Borie Cutoff	Runs via Borie Cutoff	11.20 "
Lv Laramie	9.20 MON	9.20 MON	11.05 "
" Laramie	11.47 MON	11.47 TUE	3.22 "
" Green River	2.35 TUE	2.35 TUE	6.10 "
" Evanston	4.40 TUE	4.40 TUE	8.15 "
Ar Ogden	6.30 "	6.30 "	10.05 "
Lv Ogden	6.45 "	6.45 "	10.20 "
Ar Salt Lake City	7.35 "	7.35 "	11.10 MON
Lv Salt Lake City	10.00 "	10.05 "	11.25 TUE
Ar Milford	3.30 "	3.50 "	3.50 TUE
Ar Lund	f 4.28 "	f 4.46 "	⊙ 4.44 "
Ar Cedar City	⊙ 5.55 "	⊙ 5.55 "	⊙ 6.30 "
Lv Cedar City	⊙ 3.00 "	⊙ 3.00 "	⊙ 10.30 MON
Lv Lund	f 4.28 "	f 4.46 "	4.44 TUE
Ar Caliente (M.T.)	6.40 "	6.55 "	6.45 "
" Las Vegas (P.T.)	9.05 TUE	9.25 TUE	8.50 "
" San Bernardino	5.30 WED	5.50 WED	3.32 "
" Riverside	6.13 "	6.25 "	4.02 "
" East Los Angeles	7.55 "	8.00 "	5.18 "
Ar Los Angeles	8.30 "	8.35 "	5.50 "
Ar Pasadena	8.50 "	8.50 "	6.05 "
Ar Anaheim	9.15 "	9.15 "	6.30 "
Ar Long Beach	9.00 "	9.00 "	6.25 "
Ar San Pedro	9.35 WED	9.35 WED	7.00 TUE

Equipment for Page 14
*** NO. 23-37-7—DENVER—LOS ANGELES LIMITED—DAILY**
 St. Louis to Kansas City is via Wabash.
 Club Lounge Car..... Kansas City to Los Angeles.
 Standard Sleeping Cars..... St. Louis and Kansas City to Los Angeles—12 Sections, D. R. (Passengers make car to car change after leaving Denver).
 Denver to Los Angeles—10 Sections, Compartment, Drawing-room.
 Dining Car..... Denver to Salt Lake City—12 Sections, Drawing-room. Meal service.

*** NO. 23-37-717—DENVER LIMITED—LOS ANG. CHALLENGER—DAILY**
 St. Louis to Kansas City is via Wabash.
 Lounge Car..... Salt Lake City to Los Angs. (for sleeping car passengers).
 Tourist Sleeping Car..... Kansas City to Los Angeles—16 Sec. (Open 10:00 p.m.). (Passengers make car to car change after leaving Denver).
 Reclining Seat Coaches..... St. Louis to Kansas City; Kansas City to Denver. Denver to Salt Lake City and Los Angeles.
 Dining Car..... Meal service.

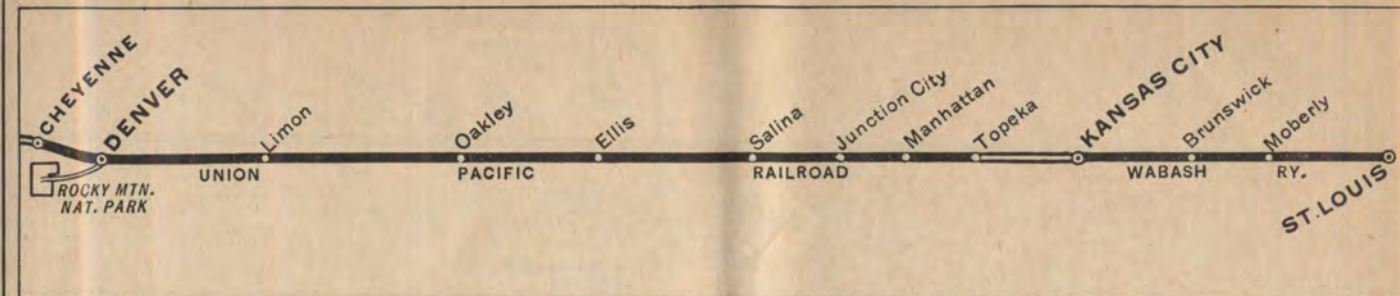
*** NO. 21-5—PACIFIC LIMITED—FAST MAIL—DAILY—See Footnote Ⓞ**
 St. Louis to Kansas City is via Wabash.
 Club Observation Car..... Kansas City to Denver. (soda fountain, beverages; radio).
 Standard Sleeping Cars..... St. Louis to Ogden (for San Francisco)—10 Sections, Compartments, Drawing-room. (Runs through in train 21. See Table E).
 Kansas City to Denver—12 Sections, Drawing-room.
 Kansas City to Los Angeles—12 Sec. D. R.
 Salt Lake City to Cedar City—10 Sections, 1 Drawing-room, 2 Compartments (No. 315 Lund to Cedar City).
 Tourist Sleeping Car..... Kansas City to Los Angeles—14 Sections.
 Reclining Seat Coaches..... St. Louis to Denver. Kansas City to Los Angeles.
 Dining Car..... Meal service.

Footnotes for Page 14
 ★ Regularly assigned through cars air-conditioned.
 Ⓞ See Table A, page 8, for additional equipment and schedule train 21 for passengers enroute Utah-Arizona Parks.
 ⊙ Motor Bus service between Lund and Cedar City.
 ⊙ Motor Bus connections with main line trains at East Los Angeles.
 (f) Stops only on signal. ⊠ Regular steam train.
 (C.T.) Central time. (M.T.) Mountain time. (P.T.) Pacific time.
 Time between 12.01 midnight and 12.00 noon shown in light face type.
 Time from 12.01 noon to 12.00 midnight shown in heavy face type.



Union Pacific Motor Coach Service TO AND FROM EAST LOS ANGELES, CALIF.

- The Union Pacific maintains a passenger station at East Los Angeles, from which it operates luxurious motor coaches direct to Glendale, Pasadena, San Pedro, Long Beach, Anaheim, Fullerton, La Habra, Whittier and intermediate points.
- Passengers ticketed for those places may leave train at East Los Angeles where waiting motor coaches will take them direct to destination without extra charge. Baggage too, can be checked through to any of those places. These motor coaches also deliver east-bound passengers to the East Los Angeles station. See Tables 99, 100, and 101 for local schedules of all motor coaches.



LOS ANGELES to KANSAS CITY and ST. LOUIS via Denver

Table No. D
All Trains Daily. For complete schedules see tables 3, 17 and 18

	Los Angeles-Denver Limited 8-38-22 Example	Los Ang. Challenger-Denver Ltd. 818-38-22 Example	Pacific Limited 14-24 Example
Lv San Pedro	6.25 SUN	6.25 SUN	6.25 SUN
" Long Beach	7.10 "	7.10 "	7.05 "
" Anaheim	7.00 "	7.00 "	7.00 "
" Pasadena	7.30 "	7.30 "	7.20 "
Lv Los Angeles	8.00 "	8.05 "	8.00 "
" East Los Angeles	8.25 "	8.30 "	8.25 "
" Riverside	9.55 "	10.05 "	9.50 "
" San Bernardino	10.25 SUN	10.35 SUN	10.20 "
" Las Vegas (P.T.)	5.35 MON	6.20 MON	5.35 "
Lv Caliente (M.T.)	10.10 "	10.45 "	10.02 SUN
Ar Lund	f 12.17 "	f 12.41 "	12.15 MON
Ar Cedar City	⊙ 1.50 "	⊙ 1.50 "	⊙ 6.30 MON
Lv Cedar City	⊙ 11.00 "	⊙ 11.00 "	⊙ 10.30 SUN
Lv Lund	f 12.17 "	f 12.41 "	12.15 MON
" Milford	1.08 "	1.30 "	1.05 "
Ar Salt Lake City	5.50 "	6.00 "	6.25 "
Lv Salt Lake City	6.30 "	6.30 "	6.45 "
Ar Ogden	7.20 "	7.20 "	7.35 "
Lv Ogden	7.35 "	7.35 "	8.35 "
Ar Evanston	9.22 "	9.22 "	10.30 "
" Green River	11.25 MON	11.25 MON	12.47 "
" Rawlins	2.11 TUE	2.11 TUE	3.47 "
" Laramie	4.48 "	4.48 "	6.50 "
Ar Cheyenne	Runs via Borie Cutoff	Runs via Borie Cutoff	8.35 "
Lv Cheyenne	7.27 "	7.27 "	10.31 "
Ar Denver	8.50 "	8.50 "	11.35 "
Lv Denver	4.50 "	4.50 "	11.59 MON
Ar Oakley	10.00 "	10.00 "	5.18 TUE
Ar Ellis (M.T.)	11.35 TUE	11.35 TUE	7.15 "
Lv Salina (C.T.)	3.10 WED	3.10 WED	11.05 "
" Manhattan	5.00 "	5.00 "	1.05 "
" Topeka	6.10 "	6.10 "	2.15 "
" Lawrence	6.42 "	6.42 "	2.45 "
Ar Kansas City	7.35 WED	7.35 WED	3.45 TUE
Lv Kansas City (Wabash)	8.20 WED	8.20 WED	4.45 TUE
Ar St. Louis (C.T.)	1.40 WED	1.40 WED	10.00 TUE

Equipment for Page 15
*** NO. 8-38-22—LOS ANGELES—DENVER LIMITED—DAILY**
 Kansas City to St. Louis is via Wabash.
 Club Lounge Car..... Los Angeles to Kansas City.
 Standard Sleeping Cars..... Los Angeles to Kansas City and St. Louis—10 Sections, Compt., Drawing-room. (Passengers make car to car change prior to arrival at Denver).
 Ogden to St. Louis—10 Sections, Compts., D.R. (from San Francisco).
 Salt Lake City to Denver—12 Sections, Drawing-room.
 Denver to Kansas City—12 Sections, Drawing-room.
 Dining Car..... Meal service.

*** NO. 818-38-22—LOS ANG. CHALLENGER—DENVER LIMITED—DAILY**
 Kansas City to St. Louis is via Wabash.
 Lounge Car..... Los Angs. to Salt Lake City (for sleeping car passengers).
 Tourist Sleeping Cars..... Los Angeles to Denver—14 Sections. Denver to Kansas City—16 Sections.
 Reclining Seat Coaches..... Los Angeles to Denver. Denver to Kansas City and St. Louis.
 Dining Car..... Meal service.

*** NO. 14-24—PACIFIC LIMITED—DAILY**
 Kansas City to St. Louis is via Wabash.
 Club Observation Car..... Los Angeles to Cheyenne; Denver to Kansas City (soda fountain, beverages; radio).
 Standard Sleeping Cars..... Los Angeles to Kansas City—12 Sections, D. R. Denver to Kansas City—12 Sections, Drawing-room. (Open 9:30 p.m.)
 Las Vegas to Salt Lake City—12 Sections, Compt., Drawing-room. (May be occupied till 7:30 a.m.).
 Cedar City to Salt Lake City—10 Sections, 1 Drawing-room, 2 Compartments (No. 314 Cedar City to Lund). (May be occupied till 7:30 a.m.).
 Tourist Sleeping Car..... Los Angeles to Kansas City—14 Sections.
 Reclining Seat Coaches..... Los Angeles to Kansas City; Kansas City to St. Louis.
 Dining Car..... Meal service.

Footnotes for Page 15
 ★ Regularly assigned through cars air-conditioned. ⊠ Regular steam train.
 ⊙ Motor Bus connections with main line trains at East Los Angeles.
 (f) Stops only on signal. ⊙ Motor Bus between Lund and Cedar City.
 (C.T.) Central time. (M.T.) Mountain time. (P.T.) Pacific time.

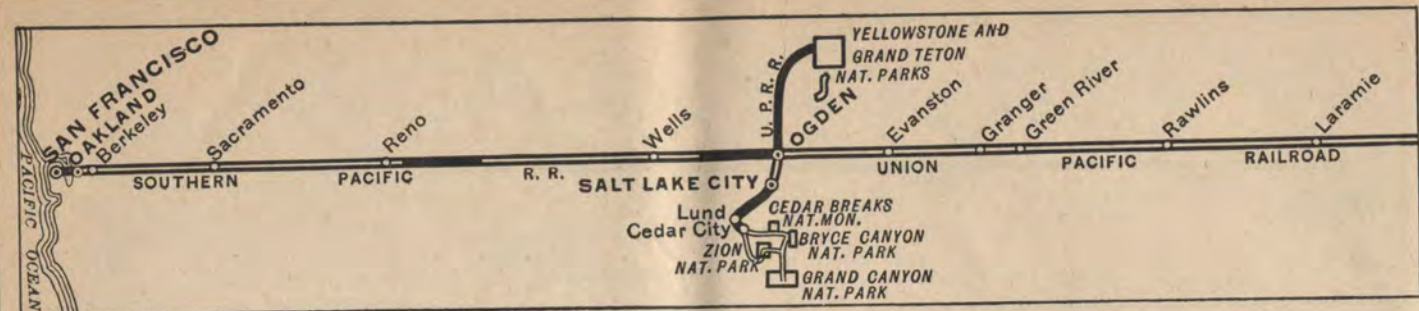
Three "Beautiful" Reasons for Going West

- GRAND CANYON NATIONAL PARK
- BRYCE CANYON NATIONAL PARK
- ZION NATIONAL PARK
- Cedar City, Utah is an overnight rail trip South from Salt Lake City. From this point you can take any of several specially planned, inspiring all-expense motor bus tours to America's scenic wonderlands—Bryce, Zion and Grand Canyon National Parks. Trips range from one to seven days in length—assuring you of at least one that will fit in perfectly with your travel plans.



The Great Cathedral, Bryce Canyon National Park, Utah

Ask any Union Pacific agent or representative for information and literature about these regions.



ST. LOUIS and KANSAS CITY to SAN FRANCISCO via Denver

Table E All Trains Daily—For complete schedules see tables 4, 17 and 18		Denver Ltd.- San Fran. Overland 23-37-27 Example	Denver Ltd.- San Fran. Challenger 23-37-87 Example	Pacific Limited 21 Example
Wabash				
Lv St. Louis (C.T.)	4.05 SUN	4.05 SUN	1.58 SUN	
Ar Kansas City	9.30 "	9.30 "	7.08 "	
Union Pacific				
Lv Kansas City	10.15 SUN	10.15 SUN	7.30 SUN	
" Lawrence	11.10 "	11.10 "	8.15 "	
" Topeka	11.45 SUN	11.45 SUN	8.48 "	
" Manhattan	12.58 MON	12.58 MON	9.43 "	
" Junction City	1.37 "	1.37 "	10.20 "	
" Salina (C.T.)	3.05 "	3.05 "	11.15 SUN	
" Ellis (M.T.)	5.10 "	5.10 "	12.55 MON	
" Oakley	6.55 "	6.55 "	2.20 "	
Ar Denver	12.50 "	12.50 "	7.50 "	
Lv Denver	5.45 "	5.45 "	8.25 "	
" La Salle	6.31 "	6.31 "	9.27 "	
" Greeley	6.41 "	6.41 "	9.42 "	
Ar Cheyenne	Runs via	Runs via	11.20 "	
Lv Cheyenne	Borie Cutoff	Borie Cutoff	11.40 "	
" Laramie	9.20 MON	9.20 MON	1.24 "	
" Rawlins	11.47 MON	11.47 MON	4.12 "	
" Rock Springs	2.05 TUE	2.05 TUE	6.39 "	
" Green River	2.35 "	2.35 "	7.17 "	
" Evanston	4.40 "	4.40 "	9.21 "	
Ar Ogden (M.T.)	6.30 TUE	6.30 TUE	11.25 MON	
Lv Salt Lake City	8.00 TUE	8.00 TUE	11.20 MON	
Southern Pacific				
Lv Ogden (P.T.)	8.20 TUE	8.45 TUE	11.35 MON	
Ar Reno	8.52 "	10.10 "	12.50 TUE	
" Truckee	10.35 TUE	11.25 TUE	1.55 "	
" Sacramento	4.30 WED	4.40 WED	6.20 "	
" Berkeley	7.25 "	7.32 "	8.31 "	
" Oakland (16th St.)	7.34 "	7.41 "	8.45 "	
" Oakland Pier	7.45 "	7.50 "	8.52 "	
Ar San Francisco (P.T.)	8.25 WED	8.25 WED	9.30 TUE	

Equipment for Page 16

★ **NO. 23-37-27—DENVER—SAN FRAN. OVERLAND LIMITED—DAILY**
St. Louis to Kansas City is via Wabash. Cars to San Francisco run via S. P. west of Ogden.
Club Lounge Car..... Kansas City to San Francisco.
Standard Sleeping Cars... St. Louis to San Francisco—12 Sections, Drawing-room (Wabash 9 to Kansas City).
Kansas City to Denver—12 Sections, Drawing-room.
Dining Car..... Meal service.

★ **NO. 23-37-87—DENVER LIMITED—SAN FRAN. CHALLENGER—DAILY**
St. Louis to Kansas City is via Wabash. Cars to San Francisco run via S. P. west of Ogden.
Lounge Car..... Ogden to San Fran. (for sleeping car passengers).
Tourist Sleeping Car..... Kansas City to San Francisco—16 Sections (Open 9:30 p. m.). (No. 87 west of Green River).
Reclining Seat Coaches... St. Louis to Denver (Wabash 9 to Kansas City).
Kansas City to Denver; Denver to Ogden; Ogden to San Francisco.
Dining Car..... Meal Service.

★ **NO. 21—PACIFIC LIMITED—DAILY**
St. Louis to Kansas City is via Wabash. Cars to San Francisco run via S. P. west of Ogden.
Club Observation Car.... Kansas City to Denver; Cheyenne to Ogden; (soda fountain, beverages; radio).
Observation Sleeping Car... Salt Lake City to San Francisco—10 Sections (No. 41 to Ogden).
Standard Sleeping Cars... St. Louis to San Francisco—10 Sections, Compartments, Drawing-room.
Kansas City to Denver—12 Sections, Drawing-room.
Tourist Sleeping Car..... Kansas City to San Francisco—14 Sec., 16 Sec. west of Cheyenne. (Requires change of trains at Cheyenne).
Reclining Seat Coaches... Kansas City to San Francisco.
Dining Car..... Meal service.

Footnotes for Page 16

★ Regularly assigned through cars air-conditioned.
(C.T.) Central Time. (M.T.) Mountain time. (P.T.) Pacific time.
Time between 12.01 midnight and 12.00 noon shown in light face type.
Time from 12.01 noon to 12.00 midnight shown in heavy face type.

BOULDER DAM RECREATIONAL AREA

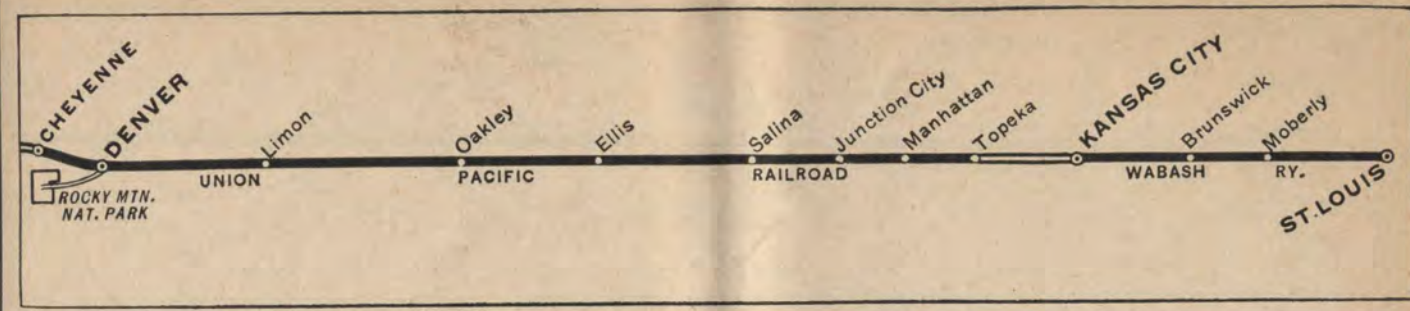
Whenever you go West, be sure to save a space on your travel calendar for Boulder Dam. Imagine, if you can, a mammoth wall of concrete rising up 730 feet—a man made lake 115 miles long and as much as 35 miles wide. These are but a very small part of the attractions that last year drew more than a half million people to Boulder Dam and its Recreational Area. Interesting side-trips from Las Vegas, Nevada, 29 miles distant, in delightful, air-conditioned buses, cost only \$1.75. While there enjoy a thrilling boat ride on Lake Mead, for just 75 cents. Bus fare to boat landing is 50 cents. There are excellent hotels and cafes in both Las Vegas and Boulder City.

Should you decide to stop over en route, make your wishes known to the train conductor. Comfortable motor coaches meet all trains at Las Vegas, Nevada.

Ask any Union Pacific representative or train conductor for information and a Boulder Dam tour leaflet.



LOWER FACE BOULDER DAM—LAKE MEAD IN BACKGROUND



SAN FRANCISCO to KANSAS CITY and ST. LOUIS via Denver

Table E All Trains Daily. For complete schedules see tables 4, 17 and 18		San Fran. Overland- Denver Ltd. 28-38-22 Example	San Fran. Challenger- Denver Ltd. 88-38-22 Example	Pacific Limited 14-24 Example
Southern Pacific				
Lv San Francisco (P.T.)	8.35 SUN	8.00 SUN	8.35 SUN	
" Oakland Pier	9.05 "	8.30 "	9.02 "	
" Oakland (16th St.)	9.12 "	8.39 "	9.09 "	
" Berkeley	9.23 "	8.49 "	9.19 "	
" Sacramento	11.35 SUN	11.10 SUN	11.25 "	
" Truckee	○ MON	3.45 MON	4.00 "	
" Reno	5.50 "	4.55 "	6.00 SUN	
Ar Ogden (P.T.)	6.10 "	6.05 "	6.55 MON	
Union Pacific				
Ar Salt Lake City	8.20 MON	8.20 MON	9.40 MON	
Lv Ogden (M.T.)	7.35 MON	7.35 MON	8.35 MON	
Ar Evanston	9.22 "	9.22 "	10.30 "	
" Green River	11.25 "	11.25 "	12.47 "	
" Rock Springs	11.55 MON	11.55 MON	1.20 "	
" Rawlins	2.11 TUE	2.11 TUE	3.47 "	
" Laramie	4.48 "	4.48 "	6.50 "	
Ar Cheyenne	Runs via	Runs via	8.35 "	
Lv Cheyenne	Borie Cutoff	Borie Cutoff	9.10 "	
Ar Greeley	7.15 TUE	7.15 TUE	10.19 "	
" La Salle	7.27 "	7.27 "	10.31 "	
Ar Denver	8.50 "	8.50 "	11.35 "	
Lv Denver	4.50 "	4.50 "	11.59 MON	
Ar Oakley	10.00 "	10.00 "	5.18 TUE	
" Ellis (M.T.)	11.35 TUE	11.35 TUE	7.15 "	
" Salina (C.T.)	3.05 WED	3.05 WED	11.05 "	
" Junction City	4.20 "	4.20 "	12.25 "	
" Manhattan	5.00 "	5.00 "	1.05 "	
" Topeka	6.10 "	6.10 "	2.15 "	
" Lawrence	6.42 "	6.42 "	2.45 "	
Ar Kansas City	7.35 WED	7.35 WED	3.45 TUE	
Wabash				
Lv Kansas City	8.20 WED	8.20 WED	4.45 TUE	
Ar St. Louis (C.T.)	1.40 WED	1.40 WED	10.00 TUE	

Equipment for Page 17

★ **NO. 28-38-22—SAN FRAN. OVERLAND—DENVER LIMITED—DAILY**
Cars from San Francisco run via S. P. to Ogden. Kansas City to St. Louis is via Wabash.
Club Lounge Car..... San Francisco to Kansas City.
Standard Sleeping Cars... San Francisco to St. Louis—10 Sections, Compartments, Drawing-room. (Wabash 2 to St. Louis).
San Francisco to St. Louis—12 Sec., D. R. (No. 28 to Omaha; Wabash 14 to St. Louis). See Table B.
Denver to Kansas City—12 Sections, Drawing-room.
Dining Car..... Meal service.

★ **No. 88-38-22—SAN FRAN. CHALLENGER—DENVER LIMITED—DAILY**
Cars from San Francisco run via S. P. to Ogden. Kansas City to St. Louis is via Wabash.
Lounge Car..... San Fran. to Ogden (for sleeping car passengers).
Tourist Sleeping Car..... San Francisco to Kansas City—16 Sections.
Reclining Seat Coaches... San Francisco to Ogden; Ogden to Denver; Denver to Kansas City and St. Louis.
Dining Car..... Meal service.

★ **NO. 14-24—PACIFIC LIMITED—DAILY**
Cars from San Francisco run via S. P. to Ogden. Kansas City to St. Louis is via Wabash.
Observation Sleeping Car... San Francisco to Salt Lake City—10 Sections (No. 717 south of Ogden).
Club Observation Car.... Ogden to Cheyenne; Denver to Kansas City (No. 24 east of Cheyenne); (soda fountain, beverages; radio).
Standard Sleeping Cars... San Francisco to Cheyenne (for Chicago)—12 Sec., D.R. Ogden to Kansas City (from Los Angeles)—12 Sec., Drawing-room.
Denver to Kansas City—12 Sections, Drawing-room (Open 9:30 p.m.).
Tourist Sleeping Car..... San Francisco to Kansas City—16 Sec., 14 Sec. south of Cheyenne. (Requires car to car change before arrival Cheyenne).
Reclining Seat Coaches... San Francisco to Kansas City.
Dining Car..... Meal service.

Footnotes for Page 17

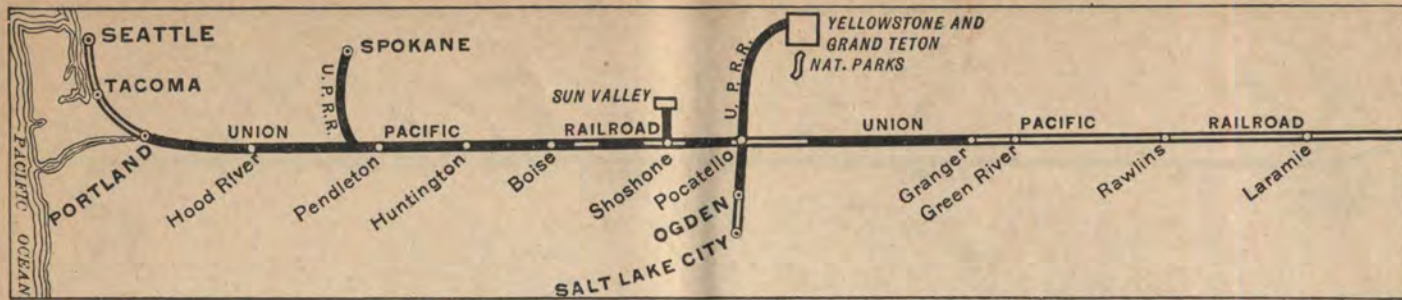
★ Regularly assigned through cars air-conditioned. ○ Conditional stop; see table 4. (C.T.) Central time. (M.T.) Mountain time (P.T.) Pacific time.
Time between 12.01 midnight and 12.00 noon shown in light face type.
Time from 12.01 noon to 12.00 midnight shown in heavy face type.

The Pony Express



- Union Pacific's fast, luxuriously equipped overnight train between Denver and Salt Lake City, was so named to preserve the memory of the first Pony Express. That romantic business venture of frontier-day history provided the swiftest means of transmitting the mail and news. Today, Union Pacific's Pony Express speeds travelers over the natural route through the Rockies in 14 hours—faster time than any other train service between Denver and Salt Lake City.
- Club-like, radio-equipped lounge car; glass-encased observation solarium; barber shop and valet service; Registered Nurse-Stewardess service for the welfare of all on the train.
- This splendid train also provides through service in coaches and sleeping cars to the Pacific Coast. See schedule and equipment on page 21.





ST. LOUIS and KANSAS CITY to PORTLAND and SEATTLE via Denver

Table F
All Trains Daily—For complete schedules see tables 17, 18 and 6

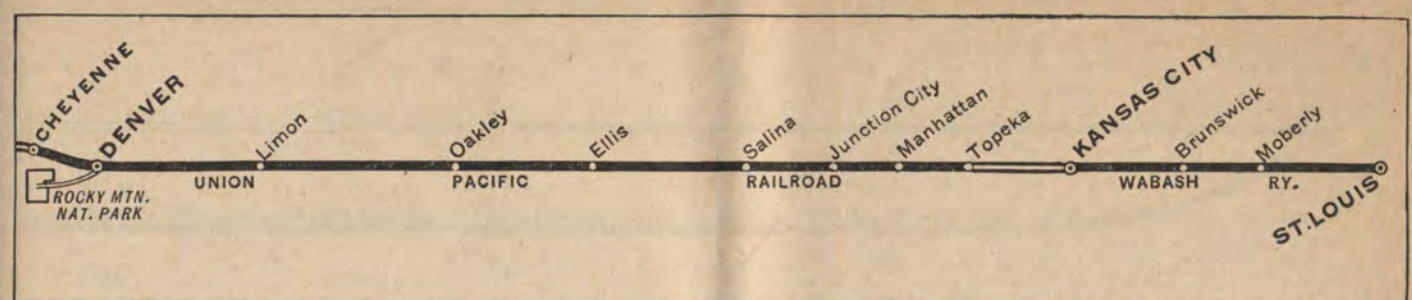
	Denver Ltd. Portland Rose 23-37-17 Example	Pacific Limited 21-5-25 Example
Wabash		
Lv St. Louis (C.T.)	4.05 SUN	1.58 SUN
Ar Kansas City	9.30 SUN	7.08 SUN
Union Pacific		
Lv Kansas City	10.15 SUN	7.30 SUN
" Lawrence	11.10 "	8.15 "
" Topeka	11.45 SUN	8.48 "
" Manhattan	12.58 MON	9.43 "
" Salina (C.T.)	3.05 "	11.15 SUN
" Ellis (M.T.)	5.10 "	12.55 MON
" Oakley	6.55 "	2.20 "
Ar Denver	12.50 "	7.50 "
Lv Denver	5.45 "	8.25 "
" La Salle	6.31 "	9.27 "
" Cheyenne	Via Borie 11.35 "	11.35 "
" Laramie	9.20 MON	1.05 "
" Rawlins	11.47 MON	3.22 "
" Green River	3.55 TUE	6.45 "
" Kemmerer	5.35 "	8.25 MON
Ar Pocatello	9.25 "	12.55 TUE
Ar W. Yellowstone	• 2.30 TUE	• 7.00 "
Lv W. Yellowstone	• 7.15 MON	• 7.15 MON
Lv Pocatello	9.55 TUE	1.35 TUE
Ar Minidoka	11.25 "	2.55 "
" Shoshone (See Note A)	12.25 "	4.03 "
" Boise	3.45 "	7.23 "
Ar Huntington (M.T.)	7.00 "	10.35 "
Lv Huntington (P.T.)	6.10 "	9.45 "
Ar Baker	7.35 "	11.09 "
" Pendleton	11.35 TUE	2.55 "
" The Dalles	3.35 WED	6.00 "
" Hood River	5.40 "	6.38 "
Ar Portland	7.35 "	8.40 TUE
Lv Portland	8.35 WED	11.30 TUE
Ar Tacoma	1.04 "	5.05 WED
Ar Seattle (P.T.)	2.20 WED	6.45 WED

Equipment for Page 18

- ★ **NO. 23-37-17—DENVER LIMITED—PORTLAND ROSE—DAILY**
St. Louis to Kansas City is via Wabash.
Club Lounge Car.....Kansas City to Portland. (soda fount., beverages; radio).
Standard Sleeping Cars...St. Louis and Kansas City to Portland—12 Sections, Drawing-room (Wabash 9 to Kansas City). (Passengers make car to car change after leaving Denver).
Tourist Sleeping Cars....Kansas City to Portland—12 Sections, Drawing-room. Denver to Portland—12 Sections, Drawing-room.
Reclining Seat Coaches...Kansas City to Denver; Denver to Portland and Seattle.
Dining Car.....Meal service.
- ★ **NO. 21-5-25—PACIFIC LIMITED—DAILY**
Cars from St. Louis to Kansas City are via Wabash.
Club Observation Car....Kansas City to Denver. (soda fountain, beverages; radio).
Standard Sleeping Cars...St. Louis to Cheyenne—10 Sections, Compartments, Drawing-room (for San Francisco).
Tourist Sleeping Cars....Kansas City to Portland and Seattle—16 Sections. (No. 401 Portland to Seattle). (Requires car to car change leaving Cheyenne).
Reclining Seat Coaches...Kansas City to Cheyenne; Cheyenne to Portland and Seattle.
Dining Car.....Meal service.

Footnotes for Page 18

- ★ Regularly assigned through cars air-conditioned.
- Connecting sleeping car service daily during Yellowstone season, June 19 to Sept. 13.
- Note A—Shoshone is gateway to Sun Valley; see table P, page 23.
- (C.T.) Central time. (M.T.) Mountain time. (P.T.) Pacific time.
- Time between 12.01 midnight and 12.00 noon shown in light face type.
- Time from 12.01 noon to 12.00 midnight shown in heavy face type.



SEATTLE and PORTLAND to KANSAS CITY and ST. LOUIS via Denver

Table F
All Trains Daily—For complete schedules see tables 6, 17 and 18

	Portland Rose—Denver Ltd. 18-4-22 Example	Pacific Limited 44-14-24 Example
Union Pacific		
Lv Seattle (P.T.)	4.20 SUN	11.30 SAT
" Tacoma	5.30 "	1.00 SUN
Ar Portland	9.20 SUN	6.30 SUN
Lv Portland	9.35 SUN	8.00 SUN
" Hood River	11.20 SUN	9.41 "
" The Dalles	12.01 MON	10.30 "
" Pendleton	3.30 "	1.55 "
" Baker	7.15 "	5.50 "
Ar Huntington (P.T.)	8.45 "	7.25 "
Lv Huntington (M.T.)	9.55 "	8.35 "
" Boise	12.43 "	11.20 SUN
" Shoshone (See Note A)	3.55 "	2.35 MON
" Minidoka	4.57 "	3.45 "
Ar Pocatello	6.15 MON	5.10 MON
Ar W. Yellowstone	• 7.00 TUE	• 2.30 "
Lv W. Yellowstone	• 1.00 MON	• 7.15 SUN
Lv Pocatello	6.40 "	5.35 MON
" Kemmerer	10.48 MON	10.33 "
Ar Green River	12.15 TUE	12.30 "
" Rawlins	3.20 "	3.47 "
" Laramie	5.55 "	6.50 "
" Cheyenne	7.30 "	8.35 "
" La Salle	9.27 "	10.31 "
Ar Denver	10.30 "	11.35 "
Lv Denver	4.50 "	11.59 MON
Ar Oakley	10.00 "	5.18 TUE
" Ellis (M.T.)	11.35 TUE	7.15 "
" Salina (C.T.)	3.05 WED	11.05 "
" Manhattan	5.00 "	1.05 "
" Topeka	6.10 "	2.15 "
" Lawrence	6.42 "	2.45 "
Ar Kansas City	7.35 WED	3.45 TUE
Wabash		
Lv Kansas City	8.20 WED	4.45 TUE
Ar St. Louis (C.T.)	1.40 WED	10.00 TUE

Equipment for Page 19

- ★ **NO. 18-4-23—PORTLAND ROSE—DENVER LIMITED—DAILY**
Kansas City to St. Louis is via Wabash.
Club Lounge Car.....Portland to Kansas City. (Soda fountain, beverages; radio).
Standard Sleeping Cars...Portland to Denver—12 Sections, Drawing-room. (No. 4 south of Cheyenne).
Tourist Sleeping Cars....Denver to St. Louis—10 Sections, Compartments, Drawing-room (from San Francisco).
Reclining Seat Coaches...Seattle and Portland to Kansas City—16 Sections (car operates in No. 458 Seattle to Portland). (Requires change of trains at Denver).
Dining Car.....Meal service.
- ★ **NO. 44-14-24—PACIFIC LIMITED—DAILY**
Kansas City to St. Louis is via Wabash.
Club Observation Car....Green River to Cheyenne; Denver to Kansas City (soda fountain, beverages; radio).
Standard Sleeping Cars...Portland to Denver—12 Sections, Drawing-room. (Passengers for Kansas City will be transferred to a Los Angeles-Kansas City car prior to arrival at Denver. Denver to Kansas City—12 Sections, Drawing-room (Open 9:30 p. m.).
Tourist Sleeping Cars....Portland to Kansas City—16 Sections. (Passengers make car to car change before arrival Cheyenne).
Reclining Seat Coaches...Portland to Kansas City.
Dining Car.....Meal service.

Footnotes for Page 19

- ★ Regularly assigned through cars air-conditioned.
- Connecting sleeping car service daily during Yellowstone season, June 19 to Sept. 13.
- Note A—Shoshone is gateway to Sun Valley; see table P, page 23.
- (C.T.) Central time. (M.T.) Mountain time. (P.T.) Pacific time.
- Time between 12.01 midnight and 12.00 noon shown in light face type.
- Time from 12.01 noon to 12.00 midnight shown in heavy face type.



Timberline Lodge
In Mount Hood National Forest, Oregon

A new resort hotel at 6000 feet elevation on south slope of Mount Hood; ninety minutes by highway from Portland. Open all year. Skiing and other winter sports from November until July; golfing, fishing, horseback riding, and other outdoor activities during the summer and fall months. Finest of accommodations for 250 guests.

Operated on European Plan, and rates are most reasonable. There is regular daily motor bus service between Portland and the Lodge.

Ask Any Union Pacific Representative for Information about Oregon's Famous Timberline Lodge

BONNEVILLE DAM

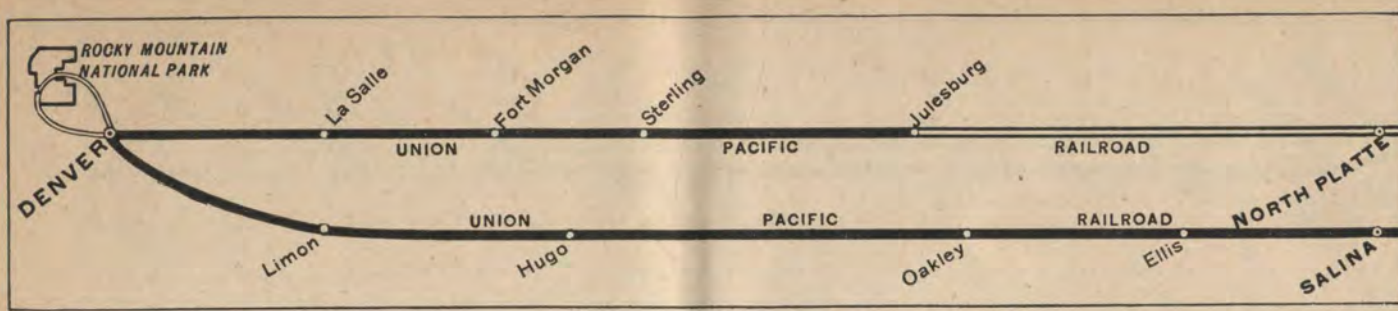
● The giant Bonneville project for navigation and hydro-electric development is but a short distance from Portland, Ore.—42 miles. It is located just at the head of tide water on the Columbia River. The Bonneville Dam project proper was completed with installation of 125,000 horsepower in 1938. Two more units are now under construction which will produce 148,000 horsepower. Six more units will eventually be added which will bring the total capacity to 717,000 horsepower.

● Splendid car window views of this great Dam may be had by passengers to and from Portland on trains of the

UNION PACIFIC



A Recent View of Bonneville Dam, Columbia River, Oregon



CHICAGO and OMAHA to DENVER

Table G All Trains Daily—For complete schedules see table 5		Streamliner City of Denver 111 Example	The Columbine 19 Example	Mountain Bluebird 15 Example
C. & N. W.				
Lv Chicago	6.20 SUN	4.00 SUN	11.45 SAT	
Ar Omaha	2.01 MON	11.59 SUN	4.05 SUN	
C. & N. W.				
Lv Minneapolis		(203-22-203)		
" St. Paul	9.40 SUN			
" Sioux City	10.15 "			
Ar Omaha	7.00 "			
	9.35 SUN			
Union Pacific				
Lv Omaha	2.10 MON	12.15 MON	4.25 SUN	
" Fremont			5.25 "	
" Columbus	A		6.30 "	
" Grand Island	4.10 MON	2.27 "	8.15 "	
" Kearney	4.46 "		9.25 "	
Ar North Platte (C.T.)	6.02 "	4.30 "	11.50 SUN	
Lv North Platte (M.T.)	5.08 "	3.40 "	11.05 SUN	
" Julesburg	6.17 "		1.15 MON	
" Sterling	7.12 "	5.54 "	2.45 "	
" Fort Morgan	D		3.51 "	
" LaSalle	8.31 "	7.20 "	5.20 "	
Ar Denver	9.20 MON	8.20 MON	7.00 MON	

Equipment for Table G

★ NO. 111—The Streamliner CITY OF DENVER—DAILY
Train runs via C. & N. W. to Omaha; thence U. P.
Registered Nurse—Stewardess Service without Charge.
All-wave Radio Sets in Diner-lounge, Observation Lounge and Coaches.
Diner-Lounge.....Meal service.
Observation Sleeping Car...Chicago to Denver—6 Double Bedrooms.
Standard Sleeping Cars...Chicago to Denver—12 Sections (2 cars).
Chicago to Denver—8 Sections, 3 Double Bedrooms.
Chicago to Denver—4 Roomettes, 3 Compartments,
1 Drawing-Room, 4 Double Bedrooms.
Frontier Shack Car.....Chicago to Denver.
Coaches.....Chicago to Denver—2 Cars, 50 reclining seats each.

★ NO. 19—THE COLUMBINE—DAILY
Train runs via C. & N. W. to Omaha, thence U. P.
Registered Nurse—Stewardess Service without Charge.
Club Lounge Service.....Chicago to Denver (Soda fountain, beverages; radio).
Standard Sleeping Cars...Chicago to Denver—8 Sections, 2 Compartments,
Drawing-room.
Minneapolis to Denver—12 Sections, Drawing-room
(C. & N. W. 203-22-203 to Omaha).
Challenger Sleeping Car...Chicago to Denver—14 Sections. (for Los Angeles).
(Pullman Tourist)
Coaches.....Chicago to Denver.
Dining Car.....Meal service.

★ NO. 15—THE MOUNTAIN BLUEBIRD—DAILY
Cars from Chicago run via C. & N. W. to Omaha; thence U. P.
Club Lounge Service.....Chicago to Denver.
Standard Sleeping Car...Chicago to Denver—12 Sec., D. R. (Open 9:30 p.m.).
Coaches.....Chicago and Omaha to Denver.
Dining Car.....Meal service.

ST. LOUIS—KANSAS CITY—DENVER

Table H All trains daily—For complete schedules, see table 17		Pacific Limited 24 Example	Denver Limited 22 Example
4.05 SUN	1.58 SUN	9.55 MON	1.40 MON
9.30 "	7.08 "	4.25 "	8.20 "
10.15 SUN	7.30 SUN	3.45 MON	7.35 MON
10.21 "	8.15 "	3.32 "	7.23 "
11.10 "	8.15 "	2.45 "	6.42 "
11.45 SUN	8.48 "	2.15 "	6.10 "
12.13 MON		1.40 "	5.00 "
12.58 "	9.43 "	1.05 "	5.00 "
1.37 "	10.20 "	12.30 "	4.25 "
3.05 "	11.15 SUN	11.05 "	3.10 "
6.00 "	1.45 MON	8.30 "	12.40 MON
5.10 "	12.55 MON	7.15 "	11.35 SUN
6.55 "	2.20 "	5.18 "	10.00 "
10.44 "	5.54 "	1.45 MON	6.33 "
12.50 MON	7.50 MON	11.59 SUN	4.50 SUN

Equipment for Table H

★ NO. 21—PACIFIC LIMITED—DAILY
Club Observation Car.....Kansas City to Denver. (soda fount., beverages; radio).
Standard Sleeping Car...St. Louis to Denver—10 Sections, Compartments, D. R.
Kansas City to Denver—12 Sections, D. R.
Tourist Sleeping Car.....Kansas City to Denver—14 Sections.
Coaches.....Kansas City to Denver.
Dining Car.....Serving all meals.

★ NO. 23—DENVER LIMITED—DAILY
Club Observation Car.....Kansas City to Denver.
Standard Sleeping Cars...St. Louis to Denver—12 Sec., D. R. (Wab. 9 to Kan. City)
Kansas City to Denver—12 Sec., D. R. (Open 9:30 p.m.)
Tourist Sleeping Car.....Kansas City to Denver—16 Sections. (Open 9:30 p.m.)
Coaches.....St. Louis to Denver (Wabash 9 to Kansas City).
Dining Car.....Meal service.

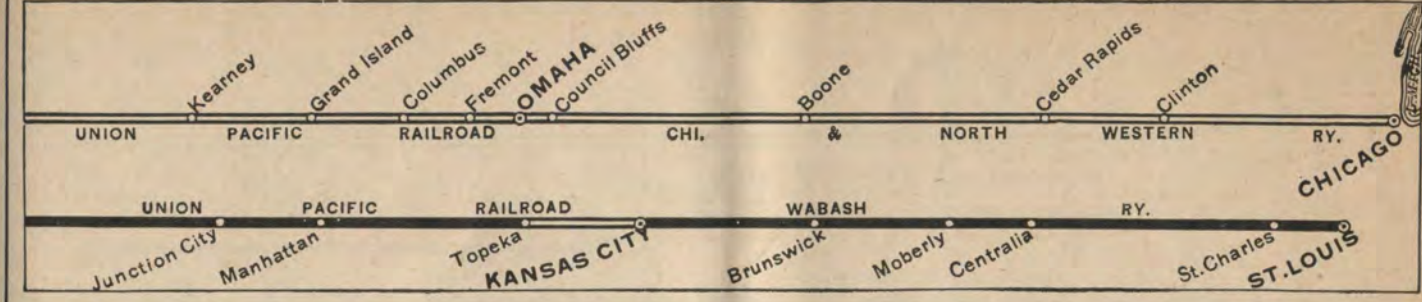
★ NO. 24—PACIFIC LIMITED—DAILY
Club Observation Car.....Denver to Kansas City. (soda fount., beverages; radio).
Standard Sleeping Cars...Denver to Kansas City—12 Sec., D. R. (open 9:30 p.m.).
Tourist Sleeping Car...Denver to Kansas City—14 Sections (from Los Angeles
with connections from San Francisco and Portland).
Coaches.....Denver to Kansas City.
Dining Car.....Meal service.

★ NO. 22—DENVER LIMITED—DAILY
Club Observation Car.....Denver to Kansas City.
Standard Sleeping Car...Denver to St. Louis—10 Sections, Compartments,
D. R. (Wabash 2 Kansas City to St. Louis).
Denver to Kansas City—12 Sections, Drawing-room.
Tourist Sleeping Car...Denver to Kansas City—16 Sections.
Coaches.....Denver to St. Louis (Wabash 2 to St. Louis).
Dining Car.....Meal service.

Footnotes for Page 20

- ★ Regularly assigned through cars air-conditioned.
- Ⓢ Conditional stop: see table 17.
- A Stops to let off paying passengers from Chicago or east thereof.
- (C.T.) Central time. (M.T.) Mountain time. (P.T.) Pacific time.
- Time between 12.01 midnight and 12.00 noon shown in light face type.
- Time from 12.01 noon to 12.00 midnight shown in heavy face type.

Ride Union Pacific's "Treasure Island Special" to the San Francisco World's Fair—open until December 2.



DENVER to OMAHA and CHICAGO

Table G All Trains Daily. For complete schedules see table 5		Streamliner City of Denver 112 Example	The Columbine 20 Example	Mountain Bluebird 16-20 Example
Union Pacific				
Lv Denver (M.T.)	4.45 SUN	8.00 SUN	5.55 SUN	
" LaSalle	5.27 "	8.48 "	6.47 "	
" Sterling	6.44 "	10.25 "	9.05 "	
" Julesburg	7.30 "	11.31 SUN	10.45 SUN	
Ar North Platte (M.T.)	8.33 "	12.55 MON	12.25 MON	
Lv North Platte (C.T.)	9.35 "	2.05 "	2.05 "	
" Kearney	10.46 "	3.34 "	3.34 "	
" Grand Island	11.20 SUN	4.25 "	4.25 "	
" Columbus	12.06 MON	5.25 "	5.25 "	
" Fremont		6.10 "	6.10 "	
Ar Omaha	1.25 MON	7.05 MON	7.05 MON	
C. & N. W.				
Lv Omaha	1.35 MON	7.20 MON	7.20 MON	
Ar Chicago	9.23 MON	4.20 MON	4.20 MON	
C. & N. W.				
Lv Omaha		(204-9-204)		
Ar Sioux City		8.35 MON		
Ar St. Paul		11.40 "		
Ar Minneapolis		7.35 "		
		8.10 MON		

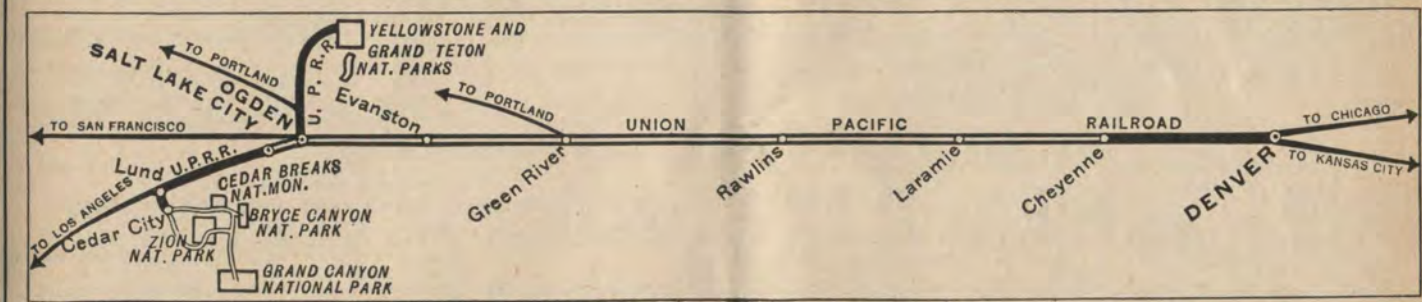
Equipment for Table G

★ NO. 112—The Streamliner CITY OF DENVER—DAILY
Train runs via C. & N. W. east of Omaha
Registered Nurse—Stewardess Service without Charge
All-wave Radio Sets in Diner-lounge, Observation Lounge and Coaches
Diner-Lounge.....Meal Service.
Observation Sleeping Car...Denver to Chicago—6 Double Bedrooms.
Standard Sleeping Cars...Denver to Chicago—12 Sections (2 cars).
Denver to Chicago—8 Sections, 3 Double Bedrooms.
Denver to Chicago—4 Roomettes, 3 Compartments,
1 Drawing-Room, 4 Double Bedrooms.
Frontier Shack Car.....Denver to Chicago.
Coaches.....Denver to Chicago—2 Cars, 50 reclining seats each.

★ NO. 20—THE COLUMBINE—DAILY
Cars to Chicago run via C. & N. W. east of Omaha.
Registered Nurse—Stewardess Service without Charge.
Club Lounge Service.....Denver to Chicago. (Soda fountain, beverages; radio).
Standard Sleeping Cars...Denver to Chicago—12 Sections, Drawing-room (No. 16
Denver to North Platte).
Denver to Chicago—8 Sections, 2 Compts., D. R.
Denver to Minneapolis—12 Sections, Drawing-room.
Challenger Sleeping Car...Denver to Chicago—14 Sections (from Los Angeles).
Coaches.....Denver to Chicago.
Dining Car.....Meal service.

Footnotes for Page 21

- ★ Regularly assigned through cars air-conditioned. (C.T.) Central time. (M.T.) Mountain time.



DENVER—SALT LAKE CITY

Pacific Limited 21-5 Example	Pony Express 37 Example	Table J All trains daily. For complete schedules see tables 18 and 19.		Pony Express 38 Example	Pacific Limited 14-24 Example
8.25 SUN	5.45 SUN	Lv Denver (M.T.)	Ar	8.50 MON	11.35 SUN
9.27 "	6.31 "	" LaSalle	Ar	7.27 "	10.31 "
11.35 "	Via Borie	Lv Cheyenne	Ar	Via Borie	8.35 "
1.05 "	9.20 SUN	" Laramie	Lv	4.55 MON	7.01 "
3.22 "	11.47 "	" Rawlins	"	2.18 "	3.53 "
6.10 "	2.35 MON	" Green River	"	11.35 MON	12.57 "
8.15 "	4.40 "	" Evanston	"	9.27 SUN	10.37 "
10.05 "	6.30 "	Ar Ogden	"	7.35 "	8.35 "
11.10 SUN	7.35 MON	Ar Salt Lake City	Lv	6.30 SUN	6.45 SUN

★ NO. 37—PONY EXPRESS—DAILY
Registered Nurse—Stewardess Service without Charge.
Club Observation Car.....Denver to Salt Lake City (barber, valet, beverages; radio).
Standard Sleeping Cars...Denver to Salt Lake City—10 Sections, Drawing-room
Compt. (for Los Angeles).
Denver to Salt Lake City—12 Sections, Drawing-room.
Denver to Ogden—12 Sec., D. R. (for San Francisco).
Denver to Green River—12 Sec., D. R. (for Portland—
See Table F).
Challenger Sleeping Cars...Denver to Salt Lake City—14 Sec. (for Los Angeles).
(Pullman Tourist)
Denver to Ogden—16 Sections (in No. 87 from Green
River to San Francisco).
Denver to Green River—16 Sec. (for Portland—See
Table F).
Coaches.....Denver to Salt Lake City and Los Angeles.
Dining Car.....Meal Service.

★ NO. 38—PONY EXPRESS—DAILY
Registered Nurse—Stewardess Service without Charge.
Club Observation Car...Salt Lake City to Denver (barber, valet, beverages; radio).
Standard Sleeping Cars...Salt Lake City to Denver—10 Sections, Drawing-room.
Compt. (from Los Angeles).
Salt Lake City to Denver—12 Sections, Drawing-room.
Ogden to St. Louis—10 Sections, Compartments,
Drawing-room (S. P. 28 San Francisco to Ogden);
U. P. 38-22 to Kansas City; Wabash 2 to St. Louis).
Challenger Sleeping Car...Salt Lake City to Denver—14 Sec. (from Los Angeles).
Coaches.....Salt Lake City to Denver.
Dining Car.....Meal Service.

Equipment for Table J

★ NO. 21-5—PACIFIC LIMITED—DAILY
Standard Sleeping Car...Denver to Los Angeles—12 Sec., Compt., D. R.
Tourist Sleeping Car...Denver to Los Angeles—14 Sec. (From Kansas City).
Coaches.....Denver to Salt Lake City and Los Angeles.
Dining Car.....Meal Service.

★ NO. 14-24—PACIFIC LIMITED—DAILY
Club Observation Car...Salt Lake City to Cheyenne (soda fount., beverages; radio).
Standard Sleeping Car...Salt Lake City to Kans. City—12 Sec., Compt., D. R.
Tourist Sleeping Car...Salt Lake City to Denver—14 Sec. (for Kans. City).
Coaches.....Salt Lake City to Denver and Kansas City.
Dining Car.....Meal Service.



CHICAGO-OMAHA-SPOKANE

Table K: All trains daily—For complete schedules, see tables 1, 2, 6 and 8. Includes schedules for No. 21-25, No. 17-62, No. 11-61, and No. 77-44-14.

Equipment for Table K
★NO. 17-62-12—PORTLAND ROSE—THE SPOKANE—DAILY
★NO. 11-61-18—THE SPOKANE—PORTLAND ROSE—DAILY
★NO. 21-5-25-BUS 68—DAILY

ST. LOUIS-KANSAS CITY-SPOKANE

Table L: All trains daily—For complete schedules, see tables 6, 8 and 17. Includes schedules for No. 21-25, No. 23-37, No. 11-61, and No. 77-44-14.

Equipment for Table L
★NO. 23-37-17-62-12—PORTLAND ROSE—THE SPOKANE—DAILY
★NO. 11-61-18-4-22—THE SPOKANE—PORTLAND ROSE—DAILY
★NO. 21-5-25-BUS 68—DAILY
★NO. 77-44-14-24—DAILY

CHICAGO—WEST YELLOWSTONE (Summer Season)

Table M: All trains daily. For complete schedules, see tables 6, 20 and 48. Includes schedules for No. 21-5-25, No. 17-35, No. 36-30, and No. 46-44-14.

★NO. 17-35—PORTLAND ROSE—YELLOWSTONE EXPRESS—DAILY
★NO. 36-30-18—YELLOWSTONE EXPRESS—PORTLAND ROSE—DAILY
★NO. 21-5-25-29-45—DAILY

★NO. 46-44-14—DAILY
★NO. 23-37-17-35—DAILY
★NO. 36-18-4-22—DAILY
★NO. 46-32-14-24—DAILY

ST. LOUIS-KANSAS CITY-WEST YELLOWSTONE (Summer Season)

Table N: All trains daily. For complete schedules, see tables 6, 17, 18 and 48. Includes schedules for No. 21-5-25, No. 23-37, No. 36-30, and No. 46-44-24.

★NO. 21-5-25-29-45—DAILY
★NO. 21-5-25-29-45—DAILY
★NO. 21-5-25-29-45—DAILY

★NO. 21-5-25-29-45—DAILY
★NO. 21-5-25-29-45—DAILY
★NO. 21-5-25-29-45—DAILY

CHICAGO-OMAHA-SUN VALLEY (KETCHUM)

Table O: All trains daily. For complete schedules, see tables 1, 2, 6 and 64. Includes schedules for No. 17, No. 21-25, No. 342-18, and Sun Valley.

For equipment Chicago to Shoshone, see table C, pages 12 and 13.
Sun Valley is one and one-half miles distant from railroad station at Ketchum, Idaho and there is convenient bus service.

ST. LOUIS-KANSAS CITY-SUN VALLEY (KETCHUM)

Table P: All trains daily. For complete schedules see tables 17, 18 and 64. Includes schedules for No. 23-37, No. 21-25, No. 342-18, and Sun Valley.

Footnotes for Page 23
★ Regularly assigned through cars air-conditioned.
Note B—Bus connections between Shoshone and Sun Valley will be provided passengers arriving or departing Shoshone on principal trains and holding through rail tickets to and from Ketchum and reservations at Sun Valley Lodge or Challenger Inn.

Footnotes for Page 22
★ Regularly assigned through cars air-conditioned.
(C.T.) Central time, (M.T.) Mountain time, (P.T.) Pacific time.

SALT LAKE CITY—WEST YELLOWSTONE—BUTTE

Table R All Trains Daily Mountain Time. Union Pacific Salt Lake City, Ogden, Pocatello, Idaho Falls, Butte, W. Yellowstone, Idaho Falls, Armstead, Silver Bow, Butte.

*NO. 29—BUTTE SPECIAL—DAILY. Diner-Lounge Car, Standard Sleeping Car, Tourist Sleeping Car, Reclining Seat Coach.

BUTTE—WEST YELLOWSTONE—SALT LAKE CITY

Table R All Trains Daily Mountain Time. Union Pacific Butte, Silver Bow, Armstead, Idaho Falls, West Yellowstone, Ashton, Idaho Falls, Idaho Falls, Pocatello, Ogden, Salt Lake City.

*NO. 32—BUTTE—WEST YELLOWSTONE EXPRESS—DAILY. Diner-Lounge Car, Standard Sleeping Car, Tourist Sleeping Car, Reclining Seat Coach.

BUTTE—SALT LAKE CITY—LOS ANGELES

Table S All Trains Daily. For complete schedules, see tables 3 and 20. Union Pacific Butte (M.T.), Idaho Falls, Pocatello, Ogden, Salt Lake City, Salt Lake City, San Bernardino (P.T.), Riverside, Los Angeles.

*NO. 32-7—DAILY. Club Lounge Car, Standard Sleeping Car, Tourist Sleeping Car, Reclining Seat Coaches, Dining Car, Diner-Lounge Car.

NOTE—Train 30 also connects with train 5 at Salt Lake City providing 5:50 p. m. arrival at Los Angeles. See Table D, page 14.

*NO. 29-45—YELLOWSTONE SPECIAL—DAILY. Operated Only During Yellowstone Travel Season, June 19 to Sept. 13. Observation Car Service, Standard Sleeping Cars, Reclining Seat Coach.

*NO. 31—BUTTE EXPRESS—DAILY. Diner-Lounge Car, Reclining Seat Coach.

*NO. 41-35 YELLOWSTONE EXPRESS—DAILY. Operated Only During Yellowstone Travel Season, June 19 to Sept. 13. Diner-Lounge Car, Parlor Car, Standard Sleeping Cars, Tourist Sleeping Car, Reclining Seat Coaches.

*NO. 46-32—YELLOWSTONE SPECIAL—DAILY. Operated Only During Yellowstone Travel Season, June 19 to Sept. 13. Club Observation Car, Standard Sleeping Cars, Tourist Sleeping Car, Reclining Seat Coach.

*NO. 30—SALT LAKE SPECIAL—DAILY. Diner-Lounge Car, Standard Sleeping Car, Tourist Sleeping Car, Reclining Seat Coach.

*NO. 36-30—YELLOWSTONE EXPRESS—DAILY. Operated Only During Yellowstone Travel Season, June 19 to Sept. 13. Observation Car Service, Parlor Car, Standard Sleeping Cars, Reclining Seat Coaches.

*NO. 30-21—DAILY. See NOTE in opposite column. Club Observation Car, Standard Sleeping Cars, Tourist Sleeping Car, Reclining Seat Coaches, Dining Car, Diner-Lounge Car.

*NO. 14-31—DAILY. Club Observation Car, Standard Sleeping Car, Tourist Sleeping Car, Reclining Seat Coaches, Dining Car, Diner-Lounge Car.

Footnotes for Page 24. Operates only during Yellowstone Park season, June 19 to Sept. 13. Has through sleeping car daily from and to Chicago, and connecting service from the Pacific Coast and Salt Lake City.

SALT LAKE CITY—SUN VALLEY (Ketchum)—BOISE—SPOKANE

Table T All trains daily—For complete schedules, see tables 6, 8 and 20. No. 29-25-68 Example, No. 41-17-62-12 Example, No. 11-61-18-30 Example, No. 77-44-42 Example.

*NO. 29-25-BUS 68—DAILY. Standard Sleeping Cars, Reclining Seat Coaches, Dining Car.

SALT LAKE CITY—SUN VALLEY (Ketchum)—PORTLAND—SEATTLE

Table U All trains daily. For complete schedules, see tables 6 and 20. No. 29-25 Example, No. 41-17 Example, No. 18-30 Example, No. 44-42 Example.

*NO. 29-25-401—BUTTE SPECIAL—PACIFIC LIMITED—DAILY. Standard Sleeping Cars, Tourist Sleeping Cars, Reclining Seat Coaches, Dining Car.

SALT LAKE CITY—TWIN FALLS—BUHL

Table V All trains daily. For complete schedules see tables 19, 20 and 60. No. 29-329 Example, No. 41-17-563 Example, No. 564-18-30 Example, No. 332-32 Example.

*NO. 29-329—DAILY. Tourist Sleeping Car, Coach. *NO. 332-32—DAILY. Tourist Sleeping Car, Coach.

*NO. 41-17-62-12—PORTLAND ROSE—THE SPOKANE—DAILY. Club Lounge Car, Standard Sleeping Car, Tourist Sleeping Car, Reclining Seat Coaches, Dining Car.

*NO. 11-61-18-30—THE SPOKANE—PORTLAND ROSE—DAILY. Club Lounge Car, Standard Sleeping Car, Tourist Sleeping Car, Reclining Seat Coaches, Dining Car.

*NO. 77-44-42—DAILY. Lounge Car, Standard Sleeping Cars, Tourist Sleeping Car, Reclining Seat Coaches, Dining Car.

*NO. 41-17-561—PORTLAND ROSE—DAILY. Club Lounge Car, Standard Sleeping Car, Tourist Sleeping Car, Reclining Seat Coaches, Dining Car.

*NO. 458-18-30—PORTLAND ROSE—DAILY. Club Lounge Car, Diner-Lounge Car, Standard Sleeping Car, Tourist Sleeping Car, Reclining Seat Coaches, Dining Car.

*NO. 402-44-42—PACIFIC LIMITED—UTAH EXPRESS—DAILY. Club Observation Car, Standard Sleeping Cars, Tourist Sleeping Car, Reclining Seat Coaches, Dining Car.

*NO. 29-329—DAILY. Tourist Sleeping Car, Coach. *NO. 332-32—DAILY. Tourist Sleeping Car, Coach.

Footnotes for Page 25. Time between 12.01 midnight and 12.00 noon shown in light face type. Time from 12.01 noon to 12.00 midnight shown in heavy face type.

PORTLAND, TACOMA AND SEATTLE

Table W All Trains Daily (Pacific Time) with columns for station numbers (401, 459, 407, 561) and destinations (Portland, Tacoma, Seattle).

Seattle, San Francisco and Los Angeles

Table X All Trains Daily (Pacific Time) with columns for station numbers (No. 458, No. 458, No. 408, No. 402) and destinations (Seattle, Tacoma, Portland, Sacramento, San Francisco, Los Angeles).

Spokane, San Francisco and Los Angeles

Table Y All Trains Daily (Pacific Time) with columns for station numbers (No. 11, No. 77, No. 77, No. 11) and destinations (Spokane, Wallula, Umatilla, Portland, Sacramento, San Francisco, Los Angeles).

Footnotes for Page 26

★ Regularly assigned through cars air-conditioned. (A) Runs via Davis. (H) Union Pacific No. 18 holds 30 minutes at Portland for No. 458. © Arrives Seattle at Union Depot. □ Arrives Seattle at King Street Station. • Train 44 to Pendleton, thence U. P. Stage 68, Pendleton to Spokane. ♦ Arrives 10.10 p. M. on Sundays and Holidays. (C.T.) Central time. (M.T.) Mountain time. (P.T.) Pacific time. Time from 12.01 midnight to 12.00 noon shown in light face type. Time from 12.01 noon to 12.00 midnight shown in heavy face type.

Equipment for Page 26

★ NO. 561—DAILY Parlor Cars... Portland to Seattle. Standard Sleeping Car... Los Angeles to Seattle—10 Sections, Compts., D.R. Coaches... Portland to Seattle. Dining Car... Serving necessary meals enroute. ★ NO. 407—DAILY Parlor Car... Portland to Seattle. Standard Sleeping Car... San Francisco to Seattle—12 Sections, D. R. San Francisco to Seattle—6 Compts., 3 D. R. Reclining Seat Coach... Portland to Seattle. Dining Car... Serving necessary meals enroute. ★ NO. 459—DAILY Observation Parlor Car... Portland to Seattle. Standard Sleeping Car... San Francisco to Seattle—8 Sec., Compts., D.R. Coaches... Portland to Seattle. Dining Car... Serving necessary meals enroute. ★ NO. 401—DAILY Standard Sleeping Cars... Portland to Seattle—12 Sections, Drawing-room. Portland to Tacoma—12 Sections, Drawing-room. San Francisco to Seattle—10 Sections, Compts., D. R. San Francisco to Seattle—16 Sections (from Kansas City). Standard and tourist sleeping cars open at Portland 9:30 p.m., parked at destination until 8:00 a.m. Coaches... Portland to Seattle. ★ NO. 562—DAILY Observation Parlor Car... Seattle to Portland. Coaches... Seattle to Portland. Dining Car... Serving necessary meals enroute. ★ NO. 408—DAILY Parlor Car... Seattle to Portland. Standard Sleeping Car... Seattle to San Francisco—12 Sections, D. R. Seattle to San Francisco—6 Compts., 3 D. R. Reclining Seat Coach... Seattle to Portland. Dining Car... Serving necessary meals enroute. ★ NO. 458—DAILY Parlor Cars... Seattle to Portland. Standard Sleeping Cars... Seattle to San Francisco—8 Sections, Compts., D.R. Seattle to Los Angeles—10 Sections, Compts., D.R. Tourist Sleeping Car... Seattle to Kansas City (No. 18 east of Portland). Coaches... Seattle to Portland. Dining Car... Serving necessary meals enroute. ★ NO. 402—DAILY Standard Sleeping Cars... Seattle to Portland—12 Sections, Drawing-room (Occupancy at Portland till 7:30 a.m.). Sleepers open at Tacoma to Portland—12 Sections, Drawing-room. (Occupancy at Portland till 7:30 a.m.) Seattle to San Francisco—10 Sec., Compts., D.R. Tourist Sleeping Car... Seattle to San Francisco—16 Sections. Coaches... Seattle to Portland.

It's Always Fun—at Sun Valley, Idaho



A camping scene in the near-by Sawtooth Mountains

Originally dreamed of in terms of winter, Sun Valley has fast become America's "Champion" year-round sports center. Set in an empire of alluring and unspoiled Old West, Sun Valley's summer is unlimited in the variety of things to do. It's a playground for the entire family.

PORTLAND—WALLA WALLA—YAKIMA—LEWISTON—SPOKANE

Table Z All Trains Daily—Pacific Time with columns for station numbers (12-345-592-74, 11-73-591-346-17) and destinations (Portland, Hood River, The Dalles, Arlington, Umatilla, Wallula, Walla Walla, Ayer, Spokane).

★NO. 12—THE SPOKANE—DAILY Limousine Lounge Car... Portland to Spokane—8 Sec. (Buffet and soda fount). Standard Sleeping Cars... Portland to Spokane—10 Sections, Compartment, D.R. Tourist Sleeping Cars... Portland to Spokane—16 Sections. Portland to Walla Walla—Coach-Tourist Sleeper, 8 Sections. (No. 345, Wallula to Walla Walla). Portland to Lewiston—Coach-Tourist Sleeper, 8 Sections. (Sun, Tues., Thurs. only; No. 62-74, Wallula to Lewiston). Portland to Yakima—Coach-Tourist Sleeper, 6 Sec. (Mon., Wed., Fri. only; No. 592, Wallula to Yakima). Walla Walla to Spokane—Coach-Tourist Sleeper, 6 Sections. (Tuesdays, Fridays and Sundays only). (No. 346, Walla Walla to Wallula; open 9:30 p.m.). Reclining Seat Coach... Portland to Spokane. ★NO. 11—THE SPOKANE—DAILY Limousine Lounge Car... Spokane to Portland—8 Sec. (Buffet and soda fount). Standard Sleeping Cars... Spokane to Portland—10 Sections, Compt, D. R. Tourist Sleeping Cars... Spokane to Portland—16 Sections. Spokane to Walla Walla—Coach-Tourist Sleeper, 6 Sections. (Mondays, Thursdays and Saturdays only). (No. 345 beyond Wallula. Occupancy till 8:00 a.m.). Walla Walla to Portland—Coach-Tourist Sleeper, 8 Sec. (346 Walla Walla to Wallula; Open 9:30 p.m.). Lewiston to Portland—Coach-Tourist Sleeper, 8 Sections. (Mon., Wed. and Fri. only). (Nos. 73-61, Lewiston to Wallula; No. 17 west of The Dalles). Yakima to Portland—Coach-Tourist Sleeper, 6 Secs. (Tue., Thur., and Sat. only). (No. 591, Yakima to Wallula; No. 17 west of The Dalles). Reclining Seat Coach... Spokane to Portland (No. 17 west of The Dalles).

Footnotes for Page 27

* Motor train. ★ Regularly assigned through cars air-conditioned.



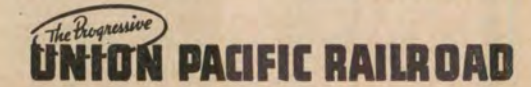
Attention---Women Travelers! A New Service, Exclusively for You

• The new Women's Travel Departments in Los Angeles and Chicago have met with such favor that Union Pacific is expanding this service—with two additional Women's Travel Departments—one in Omaha, and one in Denver. Women travelers should take every advantage of these new, convenient departments—where they may receive assistance in planning trips—get women's answers to women's questions about meals, luggage, clothing, care of

children while enroute and other travel details—all without cost or obligation.

Ask for the Women's Travel Department

- IN CHICAGO One South LaSalle Street Phone RANdolph 0141
IN OMAHA Union Pacific Building Fifteenth and Dodge Streets Phone JAckson 5822
IN LOS ANGELES Union Pacific Building Sixth and Olive Streets Phone TRinity 9211
IN DENVER City Ticket Office 535 Seventeenth Street Phone KEYstone 4141



Chicago and Omaha to Colorado, Utah, California and Pacific Northwest

Table No. 1 The Overland Route. WESTBOUND—Read Down. Columns include destination (To Pacific Coast, To Colorado, Nebraska Locals, Buses), distance (MILES), and fare. Includes routes to Chicago, St. Louis, Omaha, and various points in the West.

For equipment, see pages 8 to 13, inclusive. For explanation of reference marks, see page 29.

Chicago and Omaha to Colorado, Utah, California and Pacific Northwest

Table No. 1 (Continued) The Overland Route. WESTBOUND—Read Down. Continuation of the previous table, listing routes to Cheyenne, Salt Lake City, Los Angeles, and San Francisco. Includes detailed fare information and footnotes.

For equipment, see pages 8 to 13, inclusive.

FOOTNOTES FOR TABLE 1. For sailing dates and schedules of Streamliner Trains, and the Forty Niner see pages 6 and 7. Passengers for points northwest of Granger must transfer at Cheyenne to train 5 which carries the Portland cars of train 21 between Cheyenne and Green River. Daily, [Meals. Daily except Sunday. Stops only on signal. Leaves or arrives U. P. Trans. Depot, Co. Bluffs. Stops to let off paying passengers from Chicago or East thereof. Stops to take on paying passengers for scheduled stopping points in Colorado. Stops to take standard Pullman passengers with railroad tickets for Ogden or beyond. Stops to let off paying passengers from Omaha or east; also to take for Pocatello or beyond. Stops to take on paying passengers for scheduled stopping points north of Granger. Stops to take paying passengers for Salt Lake City or beyond. Stops to take paying passengers for Ogden or west or for north of Granger. Stops to let off paying passengers from Omaha or east; also to take for Ogden or beyond. Stops to take standard Pullman passengers with railroad tickets for Pocatello and beyond. Stops on Mon., Wed., and Friday to take on paying passengers from S. and E. V. No. 202 destined to scheduled stopping points. Stops to take paying passengers for Ogden or beyond. Stops to take on or let off paying passengers. Stops to take paying passengers for Pocatello and beyond or for Ogden or beyond. Mileage shown on mile posts is from Council Bluffs. See General Information, page 2. See Table No. 34 for connecting train service to and from St. Joseph, Mo. Motor Bus operated over Public Highway via Union Pacific Stages. See General Information, page 2 for optional rail-motor bus ticketing arrangement.

California, Pacific Northwest, Utah and Colorado to Omaha and Chicago

Table No. 2 The Overland Route EASTBOUND—Read Down. Includes columns for miles, route descriptions, and schedules for various stations from Pacific Coast to Omaha and Chicago.

Footnotes for Table 2. For sailing dates and schedules of Streamliner Trains and the Forty Niner see pages 6 and 7.

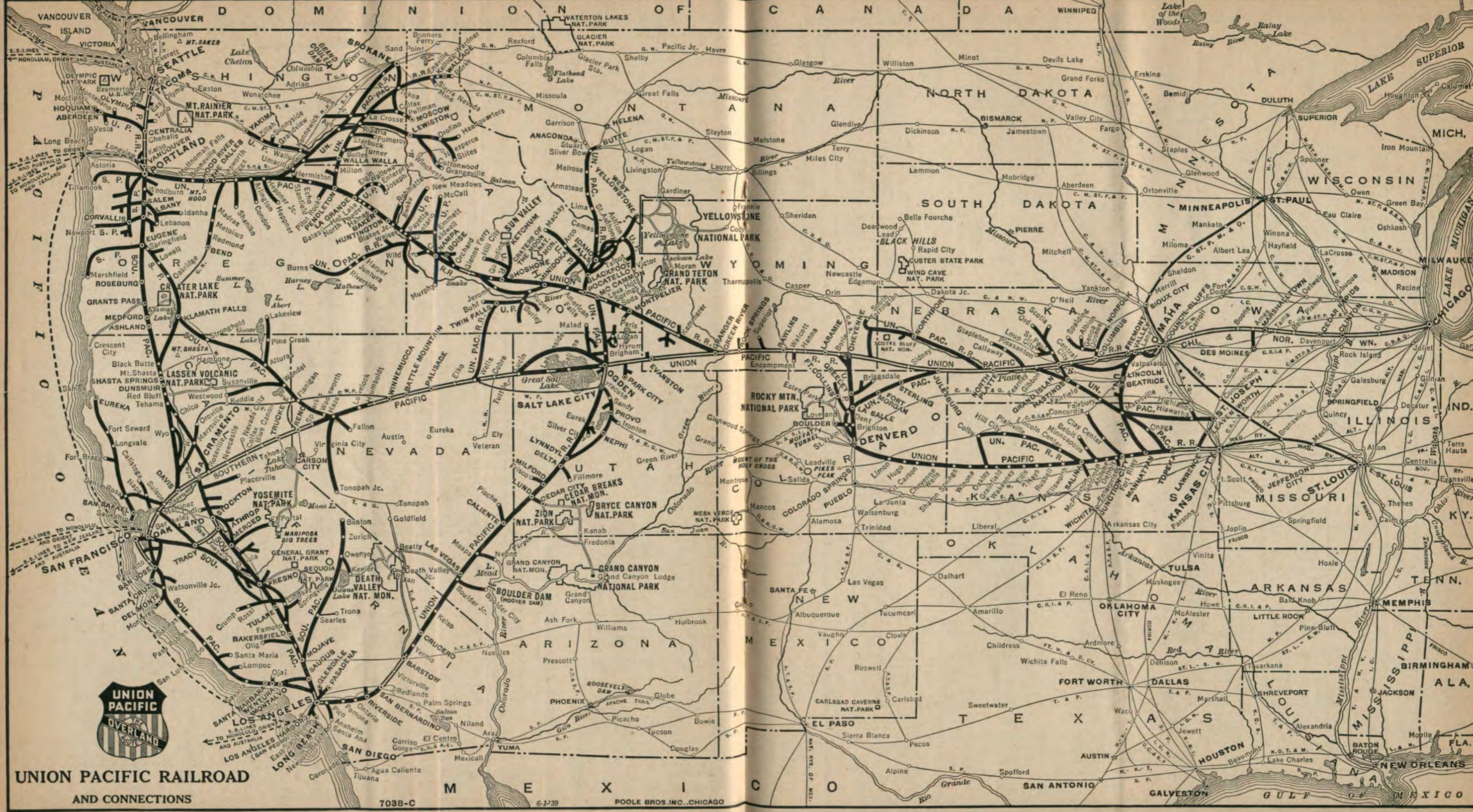
Additional notes and details regarding train services, including information about motor buses, express services, and specific route instructions.

California, Pacific Northwest, Utah and Colorado to Omaha and Chicago

Table No. 2 (Continued) The Overland Route EASTBOUND—Read Down. Continuation of the route schedule from page 30, including stations like Cheyenne, Omaha, and Chicago.

MILES

Main table content for page 31, detailing train schedules, distances, and service types for various routes.



UNION PACIFIC RAILROAD
AND CONNECTIONS

7038-C

6-1-39

POOLE BROS. INC., CHICAGO

Between Chicago, Omaha, Denver, Ogden, Salt Lake City and Los Angeles

Table No. 3 The Overland Route. WESTBOUND—Read Down. EASTBOUND—Read Up. Motor Bus 1 Daily, Motor Bus 3 Daily, California Fast Mail 5 Daily, Pacific Limited 21 Daily, The Challenger 717 Daily, Los Angeles Limited 7 Daily, Streamliner City of Los Angeles 103. Motor Bus 2 Daily, Motor Bus 6 Daily, California Fast Mail 6 Daily, Pacific Limited 14 Daily, The Challenger 818 Daily, Los Angeles Limited 8 Daily, Streamliner City of Los Angeles 104. Motor Bus 1 Daily, Motor Bus 3 Daily, California Fast Mail 5 Daily, Pacific Limited 21 Daily, The Challenger 717 Daily, Los Angeles Limited 7 Daily, Streamliner City of Los Angeles 103. Motor Bus 2 Daily, Motor Bus 6 Daily, California Fast Mail 6 Daily, Pacific Limited 14 Daily, The Challenger 818 Daily, Los Angeles Limited 8 Daily, Streamliner City of Los Angeles 104.

For equipment, see pages 8 to 15, inclusive. For explanation of reference marks, see page 35.

Between Chicago, Omaha, Denver, Ogden, Salt Lake City and Los Angeles

Table No. 3 (Continued) The Overland Route. WESTBOUND—Read Down. EASTBOUND—Read Up. Motor Bus 1 Daily, Motor Bus 3 Daily, California Fast Mail 5 Daily, Pacific Limited 21 Daily, The Challenger 717 Daily, Los Angeles Limited 7 Daily, Streamliner City of Los Angeles 103. Motor Bus 2 Daily, Motor Bus 6 Daily, California Fast Mail 6 Daily, Pacific Limited 14 Daily, The Challenger 818 Daily, Los Angeles Limited 8 Daily, Streamliner City of Los Angeles 104. Motor Bus 1 Daily, Motor Bus 3 Daily, California Fast Mail 5 Daily, Pacific Limited 21 Daily, The Challenger 717 Daily, Los Angeles Limited 7 Daily, Streamliner City of Los Angeles 103. Motor Bus 2 Daily, Motor Bus 6 Daily, California Fast Mail 6 Daily, Pacific Limited 14 Daily, The Challenger 818 Daily, Los Angeles Limited 8 Daily, Streamliner City of Los Angeles 104.

For equipment, see pages 8 to 15, inclusive.

Footnotes for Table 3. (f) Makes 10 round trips each month between Chicago and Los Angeles. (g) Stops only to let off paying passengers. (h) Mileage shown on mile posts is from Council Bluffs, See last paragraph under General Information, page 2. (i) Motor Bus between Lund and Cedar City, The 12.50 p.m. bus for Cedar City waits at Lund for No. 6 when passengers are reported. (j) Stops only on Monday, Wednesday and Saturday. (k) Meals. (l) Stops only on signal. (m) Motor Bus connections with main line trains at East Los Angeles. See pg. 53. (n) Stops to take on paying passengers for San Bernardino and west. (o) Stops to let off paying passengers from San Bernardino and west. (p) Stops to let off paying passengers from points south of Cheyenne. (q) Stops to take paying passengers for Salt Lake City or east, and to let off from San Bernardino or west. (r) Stops to take paying passengers for Salt Lake City or east. (s) Stops to let off paying passengers from Salt Lake City and east. (t) No local bus passengers carried between San Bernardino and Long Beach or intermediate points in California. (u) See Tables 17 and 18 for service between St. Louis, Kansas City, Denver and Cheyenne. (v) Conditional stop; see Table 2. (w) Stops to let off paying passengers from Salt Lake City and east; also to take for San Bernardino and west. (x) Conditional stop; see Table 1. Time from 12.01 midnight to 12.00 noon shown in light face type. Time from 12.01 noon to 12.00 midnight is shown in heavy face type. Where no time is shown trains do not stop, except as indicated by reference marks.

Between Chicago, Omaha, Denver, Ogden and San Francisco

WESTBOUND—Read Down table with columns for Pacific Limited, The Challenger, San Francisco, and The Streamliner.

EASTBOUND—Read Up table with columns for The Streamliner, Forty Niner, San Francisco, and The Challenger.

Free Side Trip to Salt Lake City. You are entitled to a free side trip, Ogden to Salt Lake City and return, if your one-way or round trip ticket is from Denver, Cheyenne, or east thereof...

Footnotes for Table 4

Footnote details including (a) Makes five trips each way between Chicago and San Francisco each month. See page 6 for sailing dates and schedule. (f) Stops only on signal.

HAWAII . . . WHERE DREAMS BECOME REALITY! Visit San Francisco's World's Fair—then Hawaii, only four and one-half days distant

Between Chicago, Omaha and Denver

WESTBOUND—Read Down table with columns for Motor Bus 1, Motor Bus 3, Mountain Bluebird, Streamliner, and The Columbine.

EASTBOUND—Read Up table with columns for Motor Bus 2, Motor Bus 4, and The Streamliner. Includes Table No. 5: The Overland Route.

Union Pacific Historical Museum

A most complete and intensely interesting record of western pioneer and Union Pacific Railroad construction days, is on display in a museum on the first floor of the Union Pacific Bldg., 1416 Dodge Street, Omaha.

It contains relics, souvenirs, trophies, animal mountings, firearms, photographs, valuable documents and numerous other articles, the history of which extends over a period of 100 years.

The public is invited and urged to inspect this valuable collection. Admission is always free.

Any street car going north from the Omaha Union Station will take you to Fifteenth and Farnam Sts. The Union Pacific Building is two blocks north from that corner.

Footnotes for Table 5

Footnote details including *Daily, †Meals, ‡Stops only on signal, §Yellow Cab Co. operates between La Salle and Greeley, meeting all trains at 75c per person, minimum of \$1.00 for only one person. Arrange in advance with La Salle agent.

Between Chicago, Omaha and Spokane, Portland, Tacoma and Seattle

Table No. 6 The Overland Route. Read Down—WESTBOUND. EASTBOUND—Read Up. Motor Bus Daily, Pacific Limited, Portland Rose, The Streamliner, Motor Bus Daily.

IMPORTANT NOTICE: Coach and Pullman tourist cars from the Portland Rose, trains 17 and 18, are carried on THE CHALLENGER Nos. 87 and 818 between Chicago and Green River. Footnotes for Pages 38 and 39.

Between Chicago, Omaha and Spokane, Portland, Tacoma and Seattle

Table No. 6 (Continued) The Overland Route. WESTBOUND—Read Down. EASTBOUND—Read Up. Motor Bus Daily, Pacific Limited, Portland Rose, The Streamliner, Motor Bus Daily.

Between Portland, Tacoma and Seattle

All tickets over these lines are interchangeable and will be good on any train.

Table No. 6 The Overland Route Pacific Time. Table with columns for station names (Portland, Vancouver, Kelso, etc.), miles, and fares.

Chicago-Omaha-Denver-Spokane (via PENDLETON)

Table No. 8. Table with columns for station names (Chicago, Omaha, Denver, etc.), miles, and fares.

Chicago and St. Louis to Butte (via POCATELLO)

Table No. 9. Table with columns for station names (Chicago, St. Louis, Butte, etc.), miles, and fares.

Air-Conditioned Comfort — Fast Time — Good Food —

... three essentials of enjoyable travel available on Union Pacific Pacific trains.

Footnotes for Page 40

- (f) Stops on signal. Motor Bus. A No. 30 will hold, if necessary, till 11.00 a.m. for N. P. 288. B Stops to take paying passengers for Vancouver and beyond and to let off from points north of Seattle. D Stops to let off paying passengers from Vancouver and beyond and to take on for points beyond Seattle. H Stops on flag to take on or let off paying passengers to or from scheduled stops. K No. 18 holds 30 minutes at Portland for No. 458. L Via North Puyallup. M Via Puyallup. N Via Kelso. Bus service between Kelso and Longview every 20 minutes. Tickets to Longview honored to Kelso. P Stops to let off paying passengers from Tacoma and beyond, and to take for Seattle and beyond. R Stops to take paying passengers for Tacoma and south. S Stops to let off paying passengers from south of Tacoma and to take for points beyond Seattle. T Stops to take on paying passengers for points south of Tacoma and to let off from Seattle. U Stops to take on paying passengers for south of Tacoma. V Stops to let off paying passengers from Tacoma and north and to take for Vancouver and south. X Runs via Borie Cut-off. Y Train will stop for paying passengers. @ Coach and Pullman tourist cars from No. 17 leave Chicago 10.30 p.m. on the Challenger No. 87.



Pendleton Roundup Pendleton, Oregon September 13 to 16, 1939

Portland-Spokane

Table No. 11 (Pacific Time). Table with columns for station names (Portland, Troutdale, Rooster Rock, etc.), miles, and fares.

For through service from Spokane, Seattle, Tacoma and Portland to San Francisco and Los Angeles, see Page 26.

Salt Lake City-Portland-Seattle

Table No. 12. Table with columns for station names (Salt Lake City, Ogden, Brigham, etc.), miles, and fares.

Sun Valley, Idaho

YEAR 'ROUND RECREATION CENTER

Challenger Inn (Open All Year)

Sun Valley Lodge (Open for summer after July 1)

SEE INFORMATION ABOUT SUN VALLEY ON LAST PAGE OF THIS FOLDER

Footnotes for Page 41

- A Conditional stop; see table 6. D Stops to take paying passengers for north of Umatilla. E Stops to let off paying passengers from north of Umatilla. H Stops to let off paying passengers from points west of Ayer. K Stops to let off paying passengers from points east of Ayer. M Train will stop for paying passengers. N Motor bus operated over public highway. See General Information, page 2, for optional rail-motor bus ticketing arrangement. Figures opposite junction points refer to numbers of time tables showing diverging trains. Time from 12.01 midnight to 12.00 noon shown in light face type; time from 12.01 noon to 12.00 midnight shown in heavy face type.



... herein true stories of low-cost WESTERN VACATIONS - send for FREE copy today!

What a vacation inspiration this book will be for you! Its 64 illustrated pages contain fascinating day-by-day stories of escorted, all-expense tours to such famous vacationlands as Yellowstone, Zion-Bryce-Grand Canyon National Parks, Sun Valley, Idaho; California, Old Mexico and the San Francisco World's

Fair, Colorado; the Pacific Northwest and Canadian Rockies; Alaska. Not only will you be impressed with the completeness of each tour but also with its low cost. And back of them all is 39 years of successful tour experience. Mail the coupon and "Summer Tours" becomes yours without cost or obligation.

DEPARTMENT OF TOURS UNION PACIFIC-CHICAGO AND NORTH WESTERN

JOHN C. POLLOCK, Manager, Department of Tours, Union Pacific-Chicago & North Western Lines, 148 South Clark Street, Chicago, Illinois.

Please send me "Summer Tours." I am interested

in _____ Name _____ Address _____ City _____ State _____

Between St. Louis, Kansas City, Topeka, Salina and Denver

Table No. 17 The Overland Route. WESTBOUND—Read Down and EASTBOUND—Read Up. Includes routes for Motor Bus 207, 537, 538, 539, 540, 541, 542, 543, 544, 545, 546, 547, 548, 549, 550, 551, 552, 553, 554, 555, 556, 557, 558, 559, 560, 561, 562, 563, 564, 565, 566, 567, 568, 569, 570, 571, 572, 573, 574, 575, 576, 577, 578, 579, 580, 581, 582, 583, 584, 585, 586, 587, 588, 589, 590, 591, 592, 593, 594, 595, 596, 597, 598, 599, 600, 601, 602, 603, 604, 605, 606, 607, 608, 609, 610, 611, 612, 613, 614, 615, 616, 617, 618, 619, 620, 621, 622, 623, 624, 625, 626, 627, 628, 629, 630, 631, 632, 633, 634, 635, 636, 637, 638, 639, 640, 641, 642, 643, 644, 645, 646, 647, 648, 649, 650, 651, 652, 653, 654, 655, 656, 657, 658, 659, 660, 661, 662, 663, 664, 665, 666, 667, 668, 669, 670, 671, 672, 673, 674, 675, 676, 677, 678, 679, 680, 681, 682, 683, 684, 685, 686, 687, 688, 689, 690, 691, 692, 693, 694, 695, 696, 697, 698, 699, 700, 701, 702, 703, 704, 705, 706, 707, 708, 709, 710, 711, 712, 713, 714, 715, 716, 717, 718, 719, 720, 721, 722, 723, 724, 725, 726, 727, 728, 729, 730, 731, 732, 733, 734, 735, 736, 737, 738, 739, 740, 741, 742, 743, 744, 745, 746, 747, 748, 749, 750, 751, 752, 753, 754, 755, 756, 757, 758, 759, 760, 761, 762, 763, 764, 765, 766, 767, 768, 769, 770, 771, 772, 773, 774, 775, 776, 777, 778, 779, 780, 781, 782, 783, 784, 785, 786, 787, 788, 789, 790, 791, 792, 793, 794, 795, 796, 797, 798, 799, 800, 801, 802, 803, 804, 805, 806, 807, 808, 809, 810, 811, 812, 813, 814, 815, 816, 817, 818, 819, 820, 821, 822, 823, 824, 825, 826, 827, 828, 829, 830, 831, 832, 833, 834, 835, 836, 837, 838, 839, 840, 841, 842, 843, 844, 845, 846, 847, 848, 849, 850, 851, 852, 853, 854, 855, 856, 857, 858, 859, 860, 861, 862, 863, 864, 865, 866, 867, 868, 869, 870, 871, 872, 873, 874, 875, 876, 877, 878, 879, 880, 881, 882, 883, 884, 885, 886, 887, 888, 889, 890, 891, 892, 893, 894, 895, 896, 897, 898, 899, 900, 901, 902, 903, 904, 905, 906, 907, 908, 909, 910, 911, 912, 913, 914, 915, 916, 917, 918, 919, 920, 921, 922, 923, 924, 925, 926, 927, 928, 929, 930, 931, 932, 933, 934, 935, 936, 937, 938, 939, 940, 941, 942, 943, 944, 945, 946, 947, 948, 949, 950, 951, 952, 953, 954, 955, 956, 957, 958, 959, 960, 961, 962, 963, 964, 965, 966, 967, 968, 969, 970, 971, 972, 973, 974, 975, 976, 977, 978, 979, 980, 981, 982, 983, 984, 985, 986, 987, 988, 989, 990, 991, 992, 993, 994, 995, 996, 997, 998, 999, 1000.

STREAMLINER MEAL SERVICE

On the Streamliner, City of Salina, trains 99, 100, 105 and 106, Buffet Meal Service is available to passengers at reasonable prices.

Between St. Louis, Kansas City and Denver—Continued

Table No. 17 (Continued) The Overland Route (Mountain Time). WESTBOUND—Read Down and EASTBOUND—Read Up. Includes routes for Motor Bus 207, 537, 538, 539, 540, 541, 542, 543, 544, 545, 546, 547, 548, 549, 550, 551, 552, 553, 554, 555, 556, 557, 558, 559, 560, 561, 562, 563, 564, 565, 566, 567, 568, 569, 570, 571, 572, 573, 574, 575, 576, 577, 578, 579, 580, 581, 582, 583, 584, 585, 586, 587, 588, 589, 590, 591, 592, 593, 594, 595, 596, 597, 598, 599, 600, 601, 602, 603, 604, 605, 606, 607, 608, 609, 610, 611, 612, 613, 614, 615, 616, 617, 618, 619, 620, 621, 622, 623, 624, 625, 626, 627, 628, 629, 630, 631, 632, 633, 634, 635, 636, 637, 638, 639, 640, 641, 642, 643, 644, 645, 646, 647, 648, 649, 650, 651, 652, 653, 654, 655, 656, 657, 658, 659, 660, 661, 662, 663, 664, 665, 666, 667, 668, 669, 670, 671, 672, 673, 674, 675, 676, 677, 678, 679, 680, 681, 682, 683, 684, 685, 686, 687, 688, 689, 690, 691, 692, 693, 694, 695, 696, 697, 698, 699, 700, 701, 702, 703, 704, 705, 706, 707, 708, 709, 710, 711, 712, 713, 714, 715, 716, 717, 718, 719, 720, 721, 722, 723, 724, 725, 726, 727, 728, 729, 730, 731, 732, 733, 734, 735, 736, 737, 738, 739, 740, 741, 742, 743, 744, 745, 746, 747, 748, 749, 750, 751, 752, 753, 754, 755, 756, 757, 758, 759, 760, 761, 762, 763, 764, 765, 766, 767, 768, 769, 770, 771, 772, 773, 774, 775, 776, 777, 778, 779, 780, 781, 782, 783, 784, 785, 786, 787, 788, 789, 790, 791, 792, 793, 794, 795, 796, 797, 798, 799, 800, 801, 802, 803, 804, 805, 806, 807, 808, 809, 810, 811, 812, 813, 814, 815, 816, 817, 818, 819, 820, 821, 822, 823, 824, 825, 826, 827, 828, 829, 830, 831, 832, 833, 834, 835, 836, 837, 838, 839, 840, 841, 842, 843, 844, 845, 846, 847, 848, 849, 850, 851, 852, 853, 854, 855, 856, 857, 858, 859, 860, 861, 862, 863, 864, 865, 866, 867, 868, 869, 870, 871, 872, 873, 874, 875, 876, 877, 878, 879, 880, 881, 882, 883, 884, 885, 886, 887, 888, 889, 890, 891, 892, 893, 894, 895, 896, 897, 898, 899, 900, 901, 902, 903, 904, 905, 906, 907, 908, 909, 910, 911, 912, 913, 914, 915, 916, 917, 918, 919, 920, 921, 922, 923, 924, 925, 926, 927, 928, 929, 930, 931, 932, 933, 934, 935, 936, 937, 938, 939, 940, 941, 942, 943, 944, 945, 946, 947, 948, 949, 950, 951, 952, 953, 954, 955, 956, 957, 958, 959, 960, 961, 962, 963, 964, 965, 966, 967, 968, 969, 970, 971, 972, 973, 974, 975, 976, 977, 978, 979, 980, 981, 982, 983, 984, 985, 986, 987, 988, 989, 990, 991, 992, 993, 994, 995, 996, 997, 998, 999, 1000.

Between Denver, Cheyenne and Salt Lake City

Table No. 18 The Overland Route (Mountain Time). WESTBOUND—Read Down and EASTBOUND—Read Up. Includes routes for Motor Bus 1, 2, 3, 4, 5, 6, 7, 8, 9, 10, 11, 12, 13, 14, 15, 16, 17, 18, 19, 20, 21, 22, 23, 24, 25, 26, 27, 28, 29, 30, 31, 32, 33, 34, 35, 36, 37, 38, 39, 40, 41, 42, 43, 44, 45, 46, 47, 48, 49, 50, 51, 52, 53, 54, 55, 56, 57, 58, 59, 60, 61, 62, 63, 64, 65, 66, 67, 68, 69, 70, 71, 72, 73, 74, 75, 76, 77, 78, 79, 80, 81, 82, 83, 84, 85, 86, 87, 88, 89, 90, 91, 92, 93, 94, 95, 96, 97, 98, 99, 100.

Between Ogden and Salt Lake City

Table No. 19 (Mountain Time). Includes routes for Motor Bus 1, 2, 3, 4, 5, 6, 7, 8, 9, 10, 11, 12, 13, 14, 15, 16, 17, 18, 19, 20, 21, 22, 23, 24, 25, 26, 27, 28, 29, 30, 31, 32, 33, 34, 35, 36, 37, 38, 39, 40, 41, 42, 43, 44, 45, 46, 47, 48, 49, 50, 51, 52, 53, 54, 55, 56, 57, 58, 59, 60, 61, 62, 63, 64, 65, 66, 67, 68, 69, 70, 71, 72, 73, 74, 75, 76, 77, 78, 79, 80, 81, 82, 83, 84, 85, 86, 87, 88, 89, 90, 91, 92, 93, 94, 95, 96, 97, 98, 99, 100.

Between Salt Lake City, Ogden, Pocatello, West Yellowstone and Butte

Table No. 20 The Overland Route For other trains between Salt Lake and Ogden see Table No. 19. (Mountain Time)

Organ Recitals at Salt Lake City, Utah By courtesy of the First Presidency of the Mormon Church, free organ recitals are given in the Tabernacle at Salt Lake City daily except Sundays, at 12.00 Noon, lasting 45 minutes.

These organ recitals are one of the most inspirational features of a visit to Salt Lake City and every visitor should avail himself of this splendid cultural opportunity. Doors to the Tabernacle are closed promptly at 12 o'clock.

As You Go . . . SO GOES YOUR CAR . . . On a Railroad Ticket Two passengers traveling on one-way or round-trip tickets good in standard sleeping or parlor cars, or three passengers traveling on one-way or round-trip tickets good in tourist sleeping cars or coaches, may ship their automobile at an additional cost of only 4 cents a mile. There is a minimum total charge of \$54.00 for transportation of the automobile and passengers. Enjoy the comfort, convenience and safety of train travel, and have your own car upon arrival at destination. Ask For Particulars

* Daily. † Meals. ‡ Daily except Sunday. (f) Stops only on signal. A Stops to take on paying passengers for west and east of McCammon. (M) Mixed passenger train. * Motor train. B No local bus passengers carried between Salt Lake City and Brigham. ■ Yellowstone Express is operated only during Yellowstone season, June 20 to Sept. 13, and carries through sleeping cars in connection with trains 17 and 18 from and to Chicago, and has connecting service from the Pacific Coast and Salt Lake City. D No. 30 will hold, if necessary, until 11:00 a.m. for Northern Pacific train No. 288.

For equipment, see pages 23 and 24.

Union Pacific Branch Lines

Council Bluffs—Omaha—Lincoln—Beatrice Marysville—Topeka—Kansas City

Table No. 23 Central Time Table No. 24 Central Time Table No. 25 Central Time

Council Bluffs—Omaha—Valparaiso—Central City

Table No. 26 Central Time Table No. 27 Central Time

Omaha—Columbus—Norfolk

Table No. 28 Central Time

Omaha—Grand Island—Ord

Table No. 29 Central Time

Omaha—Grand Island—Loup City—Pleasanton

Table No. 29 Central Time

* Daily. † Meals. ‡ Daily except Sunday. § Sunday only. (f) Stop only on signal. A Nos. 73 and 74 arrive at and depart from Freight Station, therefore no baggage checked. * Motor train. E Tuesdays, Thursdays and Saturdays only. H Mon. Wed. and Friday only. ■ Local freight train carrying passengers. ⊕ On days live stock is to be carried, train 82 runs about one hour later than schedule shown. ⊙ Waits till 6:30 a.m. when No. 14 has paying passengers from west of No. Platte for Lincoln or beyond.

Union Pacific Branch Lines

Omaha - North Platte - So. Torrington

Table No. 31. Omaha (C.T.) - North Platte (M.T.) 1, 2, 5 - So. Torrington. Includes routes for Omaha, North Platte, and So. Torrington with various train numbers and times.

Omaha - Kearney - Stapleton

Table No. 32. Omaha - Kearney - Stapleton. Includes routes for Omaha, Kearney, and Stapleton with various train numbers and times.

Hastings - Kearney

Table No. 33. Hastings - Kearney. Includes routes for Hastings and Kearney with various train numbers and times.

St. Joseph - Marysville - Grand Island

Table No. 34. St. Joseph - Marysville - Grand Island. Includes routes for St. Joseph, Marysville, and Grand Island with various train numbers and times.

Lincoln - Beatrice - Marysville - Manhattan

Table No. 35. Lincoln - Beatrice - Marysville - Manhattan. Includes routes for Lincoln, Beatrice, Marysville, and Manhattan with various train numbers and times.

Lawrence - Leavenworth

Table No. 36. Lawrence - Leavenworth. Includes routes for Lawrence and Leavenworth with various train numbers and times.

* Daily, § Sunday only, || Meals. † Daily except Sunday. CT Central Time. ‡ Daily except Saturday, MT Mountain Time. (f) Stop only on signal. ■ Local freight train carrying passengers. ■ Stops on flag to take on paying passengers. Time from 12:01 midnight to 12:00 noon shown in light face type; time from 12:01 noon to 12:00 midnight shown in heavy face type.

Union Pacific Branch Lines

Kansas City - Junction City - Concordia

Table No. 38. Kansas City - Junction City - Concordia. Includes routes for Kansas City, Junction City, and Concordia with various train numbers and times.

Kansas City - Salina - Solomon - Beloit

Table No. 39. Kansas City - Salina - Solomon - Beloit. Includes routes for Kansas City, Salina, Solomon, and Beloit with various train numbers and times.

Kansas City - Salina - McPherson

Table No. 40. Kansas City - Salina - McPherson. Includes routes for Kansas City, Salina, and McPherson with various train numbers and times.

Kansas City - Salina - Plainville - Oakley

Table No. 41. Kansas City - Salina - Plainville - Oakley. Includes routes for Kansas City, Salina, Plainville, and Oakley with various train numbers and times.

Denver - Boulder

Table No. 42. Denver - Boulder. Includes routes for Denver and Boulder with various train numbers and times.

Denver - La Salle - Ft. Collins

Table No. 43. Denver - La Salle - Ft. Collins. Includes routes for Denver, La Salle, and Ft. Collins with various train numbers and times.

Denver - Greeley - Briggsdale

Table No. 44. Denver - Greeley - Briggsdale. Includes routes for Denver, Greeley, and Briggsdale with various train numbers and times.

Denver - Greeley - Purcell

Table No. 45. Denver - Greeley - Purcell. Includes routes for Denver, Greeley, and Purcell with various train numbers and times.

Saratoga and Encampment Valley R. R. Co.

Table No. 46. Saratoga and Encampment Valley R. R. Co. Includes routes for Saratoga and Encampment with various train numbers and times.

* Daily, † Daily except Sunday, § Sunday only, ‡ Saturday only. (a) Daily except Saturday. (b) Monday, Wednesday and Friday. (c) Tuesday and Thursday only. (d) Service only during Park summer travel season, June 1 to Sept. 20. (f) Stops only on signal. (k) Tuesday, Thursday and Saturday only. ■ Motor train. ■ Local freight; carries passengers. ■ Mixed Passenger train. || Meals.

Union Pacific Branch Lines

Salt Lake—Idaho Falls—W. Yellowstone

Table No. 48 (Mountain Time) schedule for Salt Lake, Ogden, Pocatello, Idaho Falls, and W. Yellowstone.

Ogden—Echo—Coalville—Park City

Table No. 49 (Mountain Time) schedule for Ogden, Echo, Coalville, and Park City.

Ogden—Brigham—Malad

Table No. 50 (Mountain Time) schedule for Ogden, Brigham, and Malad.

Cache Junction—Logan—Preston

Table No. 51 (Mountain Time) schedule for Cache Junction, Logan, and Preston.

Montpelier—Paris

Table No. 52 (Mountain Time) schedule for Montpelier and Paris.

Salt Lake—Idaho Falls—Ashton—Victor

Table No. 54 (Mountain Time) schedule for Salt Lake, Ashton, and Victor.

Alexander—Grace

Table No. 55 (Mountain Time) schedule for Alexander and Grace.

Blackfoot—Aberdeen—Mackay

Table No. 56 (Mountain Time) schedule for Blackfoot, Aberdeen, and Mackay.

Idaho Falls—Orvin—St. Anthony

Table No. 57 (Mountain Time) schedule for Idaho Falls, Orvin, and St. Anthony.

Idaho Falls—Ucon—St. Anthony

Table No. 58 (Mountain Time) schedule for Idaho Falls, Ucon, and St. Anthony.

* Daily. † Daily except Sunday. || Meals. (b) Tuesday, Thursday, Saturday. (c) Monday, Wednesday, Friday. (f) Stops only on signal. *Motor train. □ Mixed Passenger Train.

Union Pacific Branch Lines

Minidoka—Oakley—Twin Falls—Buhl—Wells

Table No. 60 (Mountain Time) schedule for Minidoka, Oakley, Twin Falls, Buhl, and Wells.

Minidoka—Rupert—Bliss

Table No. 61 (Mountain Time) schedule for Minidoka, Rupert, and Bliss.

Burley—Idahome

Table No. 62 (Mountain Time) schedule for Burley and Idahome.

Burley—Oakley

Table No. 63 (Mountain Time) schedule for Burley and Oakley.

Shoshone—Ketchum—Sun Valley

Table No. 64 (Mountain Time) schedule for Shoshone, Ketchum, and Sun Valley.

Richfield—Hill City

Table No. 65 (Mountain Time) schedule for Richfield and Hill City.

Nampa—Murphy

Table No. 66 (Mountain Time) schedule for Nampa and Murphy.

Note A—Bus connections between Shoshone and Sun Valley will be provided passengers arriving or departing Shoshone on principal trains and holding through rail tickets to and from Ketchum and reservations at Sun Valley Lodge or Challenger Inn.

Boise—Nampa—Emmett—McCall

Table No. 67 (Mountain Time) schedule for Boise, Nampa, Emmett, and McCall.

Caldwell—Wilder

Table No. 68 (Mountain Time) schedule for Caldwell and Wilder.

Nyssa—Homedale—Marsing

Table No. 69 (Mountain Time) schedule for Nyssa, Homedale, and Marsing.

Ontario—Vale & Brogan; Vale—Crane & Burns

Table No. 70 (Mountain Time) schedule for Ontario, Vale & Brogan, Vale, Crane & Burns.

NOTE Pacific Time prevails in territory served by this Branch, but trains are operated under Mountain Time, as shown in this table. For equivalent in Pacific Time, figure one hour earlier.

Payette—Emmett

Table No. 71 (Mountain Time) schedule for Payette and Emmett.

Huntington—Blakes Junction—Robinette

Table No. 72 (Mountain Time) schedule for Huntington, Blakes Junction, and Robinette.

Union Pacific Branch Lines

Portland and Spokane Short Line

Table No. 74 (Pacific Time) showing routes between Portland and Spokane with various stops like Umatilla, Wallula, and Riparia.

Portland — Wallula — Walla Walla

Table No. 75 (Pacific Time) showing routes between Portland, Wallula, and Walla Walla.

Portland — Wallula — Lewiston — Moscow

Table No. 76 (Pacific Time) showing routes between Portland, Wallula, Lewiston, and Moscow.

Pendleton — Walla Walla — La Crosse — Spokane

Table No. 77 (Pacific Time) showing routes between Pendleton, Walla Walla, La Crosse, and Spokane.

Portland — La Grande — Joseph

Table No. 78 (Pacific Time) showing routes between Portland, La Grande, and Joseph.

Weiser — New Meadows

Table No. 79 (Mountain Time) showing routes between Weiser and New Meadows.

Ship and Travel by Rail

Notes regarding daily schedules, meals, and train services for various routes.

Union Pacific Branch Lines

Portland — Wallula — Kennewick — Yakima

Table No. 81 (Pacific Time) showing routes between Portland, Wallula, Kennewick, and Yakima.

Pendleton — Walla Walla — Bolles — Dayton

Table No. 82 (Pacific Time) showing routes between Pendleton, Walla Walla, Bolles, and Dayton.

Lewiston — Pomeroy — Walla Walla

Table No. 83 (Pacific Time) showing routes between Lewiston, Pomeroy, and Walla Walla.

Spokane — Colfax — Moscow

Table No. 84 (Pacific Time) showing routes between Spokane, Colfax, and Moscow.

Notes regarding daily schedules, local freight, and train services for various routes.

Portland — Lewiston — Stites — Grangeville

Table No. 85 (Pacific Time) showing routes between Portland, Lewiston, Stites, and Grangeville.

Pendleton — Walla Walla — La Crosse — Spokane

Table No. 86 (Pacific Time) showing routes between Pendleton, Walla Walla, La Crosse, and Spokane.

Notes regarding bus services, freight trains, and passenger schedules for various routes.

RIDE IN COMFORT — Ship with Safety — Via UNION PACIFIC

Union Pacific Branch Lines

Spokane — Wallace

Table No. 88 (Pacific Time) Motor 585 Daily, Motor 586 Daily. Routes include Spokane, Manito, Tekoa, Lovell, Watt, Plummer, Chatcolet, Harrison, Springston, Black Lake, Medimont, Lane, Rose Lake, Dudley, Cataldo, Enaville, Kellogg-Wardner, Osburn, Wallace.

Portland — Heppner Jct. — Heppner

Table No. 89 (Pacific Time) Mixed 18-330, Mixed 329-17, Mixed 331-17. Routes include Portland, Arlington, Heppner Jct. 6, Cecil, Morsil, Morgan, McNab, Ione, Lexington, Heppner.

Portland — Arlington — Condon

Table No. 90 (Pacific Time) Mixed 18-328, Mixed 327-17, Mixed 317-17. Routes include Portland, Arlington, Shutter, Rock Creek, Barnett, Milkalo, Clem, Speece, Gwendolen, Condon.

Biggs — Shaniko

Table No. 91 (Pacific Time) Motor Bus Daily, Motor Bus Daily. Routes include The Dalles, Biggs, Thornberry, Sink, Wasco, Klondike, Sandon, Nish, De Moss, Moro, Erskine, Grass Valley, Bourbon, Kent, Wilcox, Shaniko.

The Dalles — Oregon Trunk Jct. — Bend

Table No. 92 (Pacific Time) Motor Bus Daily, Motor Bus Daily. Routes include The Dalles, Oregon Trunk Jct., Maupin, North Junction, South Junction, Gateway, Paxton, Madras, Metolius, Culver, Terrebonne, Redmond, Bend.

Portland — Seattle — Hoquiam

Table No. 93 (Pacific Time) Motor 579, Motor 578. Routes include Portland, Seattle, Centralia, Galvin, Helsing Jct., Independence, Saginaw, South Elma, So Montesano, Montesano, Melbourne, Cosmopolis, Aberdeen, Hoquiam.

Portland — Seattle — Tacoma — Olympia

Table No. 94 (Pacific Time) Bus-458, Bus-561. Routes include Portland, East Olympia, East Olympia, Olympia, Seattle, Tacoma, East Olympia, East Olympia, Olympia.

(A) Trains 561 and 458 carry passengers to and from East Olympia and Portland and Seattle. Bus service is only between East Olympia and Olympia, and operates daily to and from U. P. station at Olympia. Bus will handle only hand baggage for passengers. (D) Daily only. (G) Monday only. (K) Daily except Sunday and Monday. (N) Saturday only. (V) Daily except Saturday. (X) Daily except Friday and Sunday. (Y) Daily except Saturday and Monday. * Daily. † Daily except Sunday. ‡ Daily except Monday (f) Stops only on signal. * Freight train carrying passengers. ■ Union Pacific rail tickets are honored on buses of Mount Hood Stages operating over Highway. Buses operate only through towns where time is shown.

Union Pacific Branch Lines

Salt Lake City — Provo — Lyndyl — Los Angeles

Table No. 98 (Mountain Time) Motor Bus 3, Motor Bus 5, Mixed 305 Daily, Mls., Motor Bus 4, Motor Bus 6. Routes include Salt Lake City, Murray, Sandy, Draper, Mount, Cutler, Lehi, American Fork, Pleasant Grove, Lakeview, Provo, Springville, Spanish Fork, Payson, Barry, Santaquin, Mona, Nephi, Levan, Mills, Leamington, Lyndyl, Delta, Milford, Lund, Cedar City, Callente, Las Vegas, San B'dino, Riverside, East Los Angeles, Los Angeles, Pasadena, Long Beach, San Pedro.

Salt Lake City — Smelter

Table No. 102 (Mount. Time) Motor 579 Daily, Motor 583 Daily, Motor 581 Daily, Motor 577 Daily, Mls., Motor 578 Daily, Motor 584 Daily, Motor 586 Daily. Routes include Salt Lake City, Buena Vista, Riter, Garfield, Smelter.

Tintic — Mammoth — Silver City — Eureka

Table No. 103 (Mount. Time) Motor Bus Daily, Motor Bus Daily, Motor Bus Daily, Motor Bus Daily, Mls., Motor Bus Daily, Motor Bus Daily, Motor Bus Daily, Motor Bus Daily. Routes include Tintic, Mammoth, Silver City, Eureka.

Delta — Fillmore

Table No. 104 (Mount. Time) Motor Bus Daily, Mls., Motor Bus Daily. Routes include Delta, Fillmore.

Las Vegas — Boulder City — Boulder Dam

Table No. 105 (Pacific Time) Motor Bus Daily, Motor Bus Daily, Motor Bus Daily, Motor Bus Daily, Mls., Motor Bus Daily, Motor Bus Daily, Motor Bus Daily, Motor Bus Daily. Routes include Las Vegas, Boulder City, Boulder Dam.

East Los Angeles — Pasadena — Glendale

Table No. 99 (Pacific Time) Motor Bus 121, Motor Bus 107, Motor Bus 105, Motor Bus 1-103, Mls., Motor Bus 1-104, Motor Bus 114, Motor Bus 108. Routes include East Los Angeles, Pasadena Depot, Glendale City, Glendale Depot.

East Los Angeles — Long Beach — San Pedro

Table No. 100 (Pacific Time) Motor Bus 221, Motor Bus 207, Motor Bus 205, Motor Bus 2-103, Mls., Motor Bus 2-104, Motor Bus 214, Motor Bus 208. Routes include East Los Angeles, Bell, Rancho Los Amigos, Hyndes, Long Beach City, Long Beach City, San Pedro.

East Los Angeles — Whittier — Anaheim

Table No. 101 (Pacific Time) Motor Bus 321, Motor Bus 307, Motor Bus 305, Motor Bus 3-103, Mls., Motor Bus 3-104, Motor Bus 314, Motor Bus 308. Routes include East Los Angeles, Whittier, La Habra, Fullerton, Anaheim.

Union Pacific Stage Co. Motor Coach Service

SPECIAL NOTE—Daily Motor Coach service of the Union Pacific Stage Co., shown in tables 99, 100 and 101 is operated over public highways. Buses 1-103, 2-103, 3-103 connect with Streamliner 103 and run only on 2nd, 5th, 8th, 11th, 14th, 17th, 20th, 23rd, 26th and 29th of each month. Buses 1-104, 2-104, 3-104 connect with Streamliner 104 and run only on 3rd, 6th, 9th, 12th, 15th, 18th, 21st, 24th, 27th and last day of each month. Buses 105, 205, 305, 321 and 314 run only on call. Rail tickets honored on motor coaches. Buses 207 and 221 operate from Long Beach to San Pedro only when there are passengers to handle. Check baggage through via U. P. to any destination shown in tables. Consult agent regarding points of arrival and departure at intermediate towns. See General Information page 2 for optional rail-motor bus ticketing arrangement.

From the Office . . . or the Home

Telephone Your Travel Requirements You'll find your nearest Union Pacific office and our freight and passenger representatives listed on pages 62 and 63.



NOTE:—For complete schedules between Lyndyl and Los Angeles see table No. 3. *Motor Bus; connections with main line trains at East Los Angeles. ■ Union Pacific Stages Motor Buses operated over public highway. See last section General Information, page 2, for optional rail-motor bus ticketing arrangement. ■ No passengers carried locally between Salt Lake City and Payson except on 7:00 a.m. bus leaving Salt Lake City Mondays. C Stops to discharge or pick up passengers on call. * Daily. † Daily except Sunday. || Meals. (f) Stops only on signal. ● A north-bound connection between main line and Provo branch requires a late night wait at Lyndyl. Advance plans should be made if meals and lodging are desired at Lyndyl. ○ Motor Bus between Lund and Cedar City. ‡ Daily Ex. Saturday. □ Saturday only. △ Regular Steam Train.

Connections at Omaha

Table of train connections at Omaha, listing routes such as C. & N.W., C.M. St. P. & P.R.R., and I.C., with departure and arrival times for various destinations.

Connections at Kansas City

Table of train connections at Kansas City, listing routes such as C.G.W., A.T. & S.F., K.C.S., and Mo. Pac., with departure and arrival times for various destinations.

Connections at Denver

Table of train connections at Denver, listing routes such as D & R G W, C & S - A T & S F, and D & S L, with departure and arrival times for various destinations.

Connections at Spokane and Butte

Table of train connections at Spokane and Butte, listing routes such as C. M. St. P. & P., N. P., S. I.-C. P. R., and B. A. & P., with departure and arrival times for various destinations.

Connections at Los Angeles - Sacramento - San Francisco

Table of train connections between Los Angeles, Sacramento, and San Francisco, listing routes such as S. P. Valley Line, S. P. Coast Line, and A. T. & S. F., with departure and arrival times.

Footnotes for Pages 51 and 55

Footnotes explaining symbols used in the train schedules, such as (*) for daily trains, (†) for Sunday-only trains, and (\$) for Sunday-only service.

Connecting Lines Train Service

Connections at Portland

See Page 26 for service north and south of Portland.

	23	21	S. P. & S.	22	24
	6 10	8 00	Lv Portland	Ar 11 30	9 10
	9 35	11 35	" Astoria	" 8 10	5 50
	10 30	12 30	Ar Seaside	Lv 7 15	4 50

Connections at Salt Lake City

	39	W. P.	40
	11 10	Lv Salt Lake City	Ar 8 15
	6 25	Ar Sacramento	Lv 12 50
	7 25	Stockton	" 11 48
	10 30	Ar San Francisco	Lv 9 00

Connections at Crucero

Mixed 25	Motor 11	Motor 7	T. & T.	Motor 6	Motor 10	Mixed 24
B4.45	N4.30	A4.45	Lv Crucero	Ar H1.40	L2.14	O1.40
5.30	5.04	5.30	" Baker	Lv 12.40	1.34	12.40
6.00	5.20	6.00	" Silver Lake	" 12.10	1.19	12.10
f 7.41	f 6.29	f 7.41	" Acme	f 10.30	f 12.08	f 10.30
8.03	6.41	8.03	" Tecopa	" 10.16	11.57	10.16
f 8.20	f 6.49	f 8.20	" Zabriskie	f 9.57	f 11.49	f 9.57
8.37	7.02	8.37	" Shoshone	" 9.45	11.40	9.45
9.45	N7.50	9.45	Ar Death Valley Jct.	H8.45	L10.55	O8.45
10.30	10.30	Lv Death Valley Jct.	Ar			A1.55
f 10.43	f 10.40	f 10.40	" Bradford	Lv		B3.05
f 11.17	f 11.03	f 11.03	" Jennifer	"		f 2.23
f 12.10	f 11.43	f 11.43	" Carrara	"		f 1.33
B1230	A1201	Ar Beatty	Lv			A1230

Connections at Seattle

	358	360	Great Northern	359	355
	5.40	8.05	Lv Seattle	Wash. Ar 12.45	10.00
	6.37	9.15	" Everett	" Lv 11.50	9.05
	8.47	11.30	" Bellingham	" " 9.55	7.07
	10.17	1.10	" New Westminster	B.C. Lv 8.24	5.39
	10.40	1.45	Ar Vancouver	" Lv 8.00	5.15

C. P. S. S.					
	11.15	9.00	Lv Seattle	Wash. Ar 9.00	8.00
	1.15	Ar Victoria	" B. C. Lv 4.30		
	12.00	1.55	Lv Victoria	" Ar 3.10	7.00
	7.00	8.00	Ar Vancouver	" Lv 10.30	11.00

P. S. N. Co.					
	11.59	Lv Seattle	Wash. Ar 5.30		
	8.35	Ar Victoria	B. C. Lv 9.15		

P. S. N. Co.
NOTE:—Daily steamer service between Seattle and Bremerton (U. S. Navy Yard). (13 round trips from 6:50 a.m. to 12:20 a.m.)

Connections at Armstead

	1	G. & P. R. R.	2
	f 1.25	Lv Armstead	Ar 12.45
	2.30	" Brenner	Lv 11.45
	2.50	" Donovan	" 11.25
	3.57	" Cruik	" 10.15
	4.25	Ar Leadore	Lv 9.30
	R1050	Ar Gilmore	Lv R1105
	5.25	Lv Lemhi	Lv 8.30
	5.50	" Tendoy	" 8.05
	f 6.50	Ar Salmon	Lv f 7.00

Connections at Laramie

	1	L. N. P. & W.	2
	H8.00	Lv Laramie	Ar L2.05
	9.00	" Millbrook	Lv L1.10
	9.50	" Centennial	" 12.30
	10.40	" Albany	" 11.40
	12.10	" Fox Park	" 10.30
	1.52	" Northgate	" 7.45
	2.33	" Walden	" 7.15
	H3.43	Ar Coalmont	Lv L6.00

Footnotes for Page 56

* Daily. † Daily except Sunday. (f) Stops only on signal.
 A Tuesday only. B Friday only. L Saturday only.
 H Monday only. O Thursday only.
 N Sunday only. R Tuesday, Wednesday and Saturday only.

"TRAVEL WISE" FOLKS CHECK THEIR LUGGAGE

- You needn't be bothered with bulky, cumbersome luggage on your train trip.
- Wise travelers put everything they need in one bag and check the rest—up to 150 pounds without additional cost. They know it's safe and out of the way—making any trip far more enjoyable and restful, too!

UNION PACIFIC RAILROAD

STEAMSHIP CONNECTIONS

Trans-Pacific and Coastwise Service

At Any Season—HAWAII

Each week delightfully appointed Pacific vessels depart from San Francisco and Los Angeles for Hawaii, a land where the fine art of play and living has been developed to a point that nears perfection.

S. S. Lurline—S. S. Mariposa—S. S. Monterey—S. S. Matsonia
 AUSTRALIA - - SOUTH SEAS - - NEW ZEALAND

Each four weeks the *Mariposa* or *Monterey*, new Oceanic Line sister ships, sail for Auckland, New Zealand, Sydney and Melbourne, Australia, with calls en route at the fascinating island ports of Honolulu; Pago Pago, Samoa; Suva, Fiji.

See any Union Pacific Agent or

MATSON LINE

MATSON NAVIGATION CO. - - OCEANIC STEAMSHIP CO.
 New York Chicago Seattle Portland San Diego San Francisco Los Angeles

AMERICAN PRESIDENT LINES

Round World Services

President Liners offer a choice of routes and frequent sailings Intercoastal, Transpacific and Round The World. Inquire of your Union Pacific how, this year, you can go Round The World for only \$8.98 per day, First Class.

American President Lines

Chicago, Boston, Washington, Los Angeles, San Francisco and New York.

SOUTH AMERICA

Every other Friday Midnight from New York to Barbados, Riode Janeiro, Santos, Montevideo, Buenos Aires, Trinidad

38-Day Cruises—Round South America Tours
 (East and West Coasts)

GOOD NEIGHBOR FLEET—AMERICAN REPUBLICS LINE
 Moore-McCormack Lines, Inc., Agents, Five Broadway, New York City
 See Your Union Pacific Railroad or Travel Agent

GREAT WHITE FLEET

(United Fruit Company S. S. Service)

West Indies and Caribbean Cruises. 12 to 15 days from New York, \$150.00 up. 8 to 16 days from New Orleans, \$75.00 up.

For information, literature, rates and reservations, inquire of any Union Pacific Railroad Ticket Agent

UNION STEAMSHIP LIMITED OF BRITISH COLUMBIA

Regular all year round sailings leave Vancouver—
 Daily—for Bowen Island, Howe Sound and Local points.
 Tuesdays 9 P. M.—for Prince Rupert via Bella Coola and Skeena River Canneries.
 Fridays 9 P. M.—for Prince Rupert and Stewart.
 Regular Service—to Powell River, Campbell River and Logging Camps.

Particulars of unique Coastal Cruises from one to six days, and schedule on request to UNION PIER, Ft. Carrall St., Vancouver, or CITY TICKET OFFICE, 793 Granville St., Vancouver, B. C.

551 Market St., San Francisco; 518 West Sixth St., Los Angeles; 1404 Fourth

PACIFIC COAST TO THE ORIENT



The motor liners *Asama Maru*, *Kamakura Maru* and *Tatuta Maru*, together with the splendid *Taiyo Maru*, feature the California-Orient Service of the N. Y. K. Line. * Frequent sailings from San Francisco and Los Angeles.
 N. Y. K.'s Seattle-Orient Service fleet, the three new motor liners *Hikawa Maru*, *Hie Maru* and *Heian Maru*, sailing fortnightly from Seattle and Vancouver.

Ave., Seattle; 333 North Michigan Ave., Chicago; 25 Broadway, New York City

GRACE LINE CARIBBEAN CRUISES

Sailings from New York every Friday in the luxurious Grace Liners, Santa Rosa, Santa Paula, and Santa Elena. Sixteen days, eight ports permitting visits to fifteen cities. All outside rooms, each with private fresh water bath.
FOR HOMETOWN TO HOMETOWN FARES consult any Union Pacific Railroad Ticket Agent

Sail Sheltered Seas with The Alaska Line

May-through-September, the Alaska steamship Company offers you the only complete choice of Alaska vacation cruises and cruise tours, ranging from nine to thirty-seven days, round trip from Seattle. Moderate one-class all-inclusive steamer fares. For details, see your local Union Pacific Agent, or write:

L. W. BAKER, Traffic Manager
ALASKA STEAMSHIP COMPANY
 Room 993 Pier Two Seattle Washington

CANADIAN PACIFIC STEAMSHIPS

The White Empress Route
 From Vancouver and Victoria to Honolulu, Japan, China and the Philippines.
The Alaska Route
 From Vancouver and direct connections from Seattle and Victoria to Prince Rupert, Ketchikan, Wrangell, Juneau and Skagway.
 Frequent Sailings Year 'round.

The Triangle Route
 Vancouver, Victoria and Seattle.
 Day steamers from Vancouver and Seattle. Night steamers direct from Vancouver and Seattle, also from Vancouver and Victoria.

For further particulars, ask any Union Pacific Agent

CANADIAN NATIONAL STEAMSHIPS

Regular Sailings Year 'Round—Vancouver, Powell River, Ocean Falls, Prince Rupert, Anyox, Stewart, Alaska, and Queen Charlotte.
 For further information ask any Union Pacific Agent

CANADIAN AUSTRALASIAN LINE LIMITED

For further information address

J. J. Forster, Steamship General Passenger Agent.
 999 W. Hastings Street, Vancouver, B. C.

O. S. K. LINE

Monthly Sailings, Los Angeles to the Orient, India, South Africa, South America and Round-the-World.

Direct Connections to all Ports in the Orient

Osaka Syosen Kaisya
 262 California St., San Francisco 17 Battery Place, New York. 621 So. Hope St., Los Angeles.

ALASKA

Sailings from Seattle, every Friday 10:00 A. M. Ketchikan, Wrangell, Petersburg, Juneau and Sitka. ALSO Alaska vacation trips ranging from 7 to 25 days.

See your local Union Pacific Agent, or write
 Northland Transportation Co.
 Pier 5 Seattle.

SEE GREAT BRITAIN & IRELAND

THE IDEAL VACATION—by rail on famous trains to famous places, the modern, economical and supremely comfortable way. The West of England by the "Cornish Riviera Express". Scotland by "Coronation" and "Coronation Scot". Then Ireland—but a step away. The Continent by 21 routes with Paris merely overnight on quiet, through, corridor trains by the Channel Ferry.

Tours to suit any whim and any purse. For arrangements and all details consult your own travel agent, or address

C. M. Turner Gen. Traffic Mgr., 9 Rockefeller Plaza, New York; L. T. Jones, 333 N. Michigan Ave. Chicago, Ill.; J. D. Cameron, 412 W. Sixth St., Los Angeles, Cal.

Associated BRITISH & IRISH RAILWAYS, Inc.



On fast, through passenger and express trains your packages speed by convenient Railway Express. Right from your door and delivered promptly, *without extra charge* in all cities and principal towns. Low, economical rates. To ship anything, large or small, merely phone any Railway Express or Western Union office.

RAILWAY EXPRESS AGENCY INC.

1839—A CENTURY OF SERVICE—1939

See All the West

enroute to or from the

SAN FRANCISCO WORLD'S FAIR

By Train!



San Francisco Fair

- You'll DO more and SEE more on your Western vacation . . . if you ride Union Pacific trains. For, while you may go direct to San Francisco and the Fair, you can return via Southern California, or the Pacific Northwest, at little or no extra fare.

- En route, plan to stop over for side trips to one or more of the West's scenic attractions: Boulder Dam; the Zion-Bryce-Grand Canyon National Parks; Sun Valley or Yellowstone. Remember, too, that you may visit Salt Lake City and Denver at no additional rail fare.

- You have a choice of six modern, air-conditioned trains to San Francisco: The Streamliner "City of San Francisco"; the new "Treasure Island Special"; the fast Forty Niner; the all-Pullman Overland Limited; the Pacific Limited; and the popular Challenger.

★ ★

For complete information, write

W. S. Basinger, Passenger Traffic Manager
UNION PACIFIC RAILROAD
 Omaha, Nebraska

The Progressive
UNION PACIFIC RAILROAD



Boulder Dam



Great White Throne
ZION NATL PARK

Where Success is Evident
 People are Interested
 in the progressive development of
 agriculture and industry

YOUR INQUIRY, indicating the state or locality and the type of agriculture, business or industry in which you are most interested, will receive our prompt and careful attention.

Address



EARLE G. REED, Supervisor
 Agricultural and Industrial Development
UNION PACIFIC RAILROAD
 Room 10, 1416 Dodge Street,
 Omaha, Nebraska



OVERLAND TERMINAL WAREHOUSE
 LOS ANGELES

SERVED BY UNION PACIFIC

General Merchandise Storage

U. S. Customs Bonded Warehouse No. 11
 Cool Room Accommodations
 Contents Insurance 10.8c

CALIFORNIA'S MOST MODERN WAREHOUSE
 OFFERING EVERY STORAGE CONVENIENCE AND FACILITY

Write us direct or nearest General Agent Union Pacific

Eastern Associates:
 Crooks Terminal Warehouses, Inc., Chicago, Kansas City, New York

the RAILROAD way

Railroads provide the only general transportation service that moves over roadways maintained without expense to the taxpayers.

ASSOCIATION OF AMERICAN RAILROADS



PULLMAN SLEEPING CAR RATES

These rates are compiled from Current Pullman Co. tariffs effective December 1, 1938 and published as a convenience for patrons. Subject to change without notice.

Note: The Standard upper berth rate is computed in table on page 61, minimum \$1.60. Tourist upper berth rate is computed in table on page 61, minimum \$1.00.

Table of Pullman Sleeping Car Rates for various cities including Chicago, St. Paul Minneapolis, Council Bluffs Omaha, St. Louis, Kansas City, Denver, Salt Lake City, Butte, Portland, Seattle-Tacoma, Los Angeles, and San Francisco.

Continuation of Pullman Sleeping Car Rates table, covering cities like Salt Lake City, Butte, Portland, Seattle-Tacoma, Los Angeles, and San Francisco.

(A) Via Salt Lake City. (B) From Salt Lake City. From Ogden, lower berth, \$3.15; Drawing-room, \$11.55; Compartment, \$8.95. (C) From Tacoma, lower berth, \$6.85; Drawing-room, \$24.15; Compartment, \$19.45. (D) Also applies via Salt Lake City, except when through car is operated via Salt Lake City there is an additional charge of \$1.05 for Lower Berth, with Compartment and Drawing Room rates correspondingly higher. (E) From Tacoma, lower berth, \$9.45; Drawing Room, \$33.60; Compartment, \$26.80. (F) From Tacoma lower berth, \$6.30; Drawing-room, \$22.05; Compartment, \$17.85. (G) Via Los Angeles. (H) Via Southern Pacific Co. and Portland. (I) From Tacoma, lower berth, \$7.90; Drawing-room, \$28.35; Compartment, \$22.05. (L) Via Southern Pacific Co. (M) From Tacoma, lower berth, \$6.60; Drawing Room, \$23.10; Compartment, \$18.40. (N) From Tacoma, lower berth, \$3.15; Drawing Room \$11.55; Compartment \$8.95. (P) Via Direct Lines. (Q) From Tacoma, lower berth, \$5.25; Drawing Room, \$18.90; Compartment, \$14.70. (R) From Tacoma lower berth, \$6.05; Drawing Room, \$22.05; Compartment, \$17.35 * For 2 or more passengers. * Rates to and from Denver and west apply via Omaha or via Kansas City. Bed Room Rates: Bed rooms are available on the "Forty Niner", the "Overland Limited", and the Streamliner trains (except the "City of Salina"). Double Bedrooms have upper and lower berths. Duplex-Single Bedrooms have only one berth. (See table on opposite page.) When occupied by one person, only one rail ticket required. Exclusive Space Occupancy by One Person: One and one-fourth railroad tickets must be purchased for exclusive use of drawing-room; one and one-tenth tickets for compartment; one full ticket for a section. Exception: Only one rail ticket is required for use of a compartment between Chicago, Ill. and Butte, Mont. or Portland, Ore. and points north and west thereof (also West Yellowstone Mont.). The Pullman Company charge for exclusive occupancy of a section; drawing room; compartment; bedroom; bed room suite; duplex single-room and roomette or private section is shown in table on opposite page.

Table of Rates for Various Accommodations in Pullman Sleeping Cars

Table of Rates for Various Accommodations in Pullman Sleeping Cars, showing rates for different berth types (Upper, Section, Roomette, etc.) across various cities.

PULLMAN SEAT FARES BETWEEN VARIOUS CITIES AND TO WESTERN PARK GATEWAYS

Table of Pullman Seat Fares between various cities and to Western Park Gateways, listing fares for routes like Salt Lake City - Lund, Lund - Las Vegas, etc.



If Something Comes Up That Demands Your Attention, Don't Worry . . .

TELEGRAPH

Reservations - Appointments - Telegrams will attend to all of them. Quickly - Surely. The cost is low.

Tourate Telegrams—35 cents for 15 words between any two Western Union offices in the United States. Tourate message may consist of time of arrival at point from which message is sent—state of health and weather conditions—characterization of trip—time of departure—points at which subsequent stops will be made, and time of arrival at destination. Business matters may not be incorporated in Tourate telegrams. The porter will send your telegram or cablegram from the next station. The Union Pacific connects with Western Union—the one telegraph system that serves everyone, everywhere.

1939 WORLD'S FAIR ON SAN FRANCISCO BAY

SEE TREASURE ISLAND . . . A world in miniature emerging triumphantly out of the sea. World's Fair visitors from the East can save time on Union Pacific over the direct Overland Route; or add variety to the trip by going or returning by way of Los Angeles at no additional rail fare. Another interesting route is by way of Portland. (See map Page 32-33 for scenic attractions you can conveniently include on these alternate routes).

Fair will be open until December 2, 1939.

For information, write W. S. BASINGER, P. T. M.

Union Pacific Railroad Omaha, Nebraska

Western Union Blanks in Every Car.

WESTERN UNION

UNION PACIFIC RAILROAD

For Your Convenience

Here is a list of Union Pacific office addresses, telephone numbers, and names of the men at each. If you want advice in connection with your travel plans, call the nearest office.

Someone there will gladly give you the information. These offices are at your service—for reservations, for convenient side trips, for help in changing trains or making connections.

ABERDEEN, WASH.—3 Union Passenger Station, K and River Sts.—Phone 1046
 W. E. M. SCHLOEMAN, General Agent
 ASTORIA, ORE.—Foot of Eleventh Street—Phone 304
 FLOYD C. FOSTER, Traveling Freight and Passenger Agent
 ATLANTA, GA.—1232 Healey Building—Phone Walnut 6163
 P. S. SMITH, General Agent
 V. C. KUBNE, Traveling Freight and Passenger Agent
 BEND, ORE.—112 Oregon Street—Phone 63-W
 JOHN W. PADDEN, General Agent
 BOISE, IDAHO—Idaho Bldg., 212 No. 8th St.—Phone 414
 KAT L. JOHNSON, General Agent
 JOEL L. PRIEST, Special Representative
 BRUES FIFE, Traveling Passenger Agent
 L. C. JOHNSON, Traveling Passenger Agent
 B. P. COSTELLO, Traveling Freight Agent
 ROSS CRISPINO, Traveling Freight Agent
 JOHN W. JARVIS, Agricultural Agent
 BOSTON, MASS.—207 Old South Bldg., 294 Washington St.—Phone Hubbard 6380
 H. C. YERGER, General Agent
 C. P. KARTHAUS, City Passenger Agent
 G. A. DULTON, Freight and Passenger Agent
 M. W. CONNERY, Traveling Freight and Passenger Agent
 CARROLL M. BROWN, Traveling Freight and Passenger Agent
 BREMERTON, WASH.—Consolidated Ticket Office, 228 First St.—Phone 788
 A. F. LEE, Agent
 BUTTE, MONT.—222 Riario Bldg., 4 South Main Street—Phone 28-389
 L. M. LAYNE, General Agent
 J. D. BAUGE, Traveling Freight and Passenger Agent
 T. F. MEYER, Passenger Representative
 Consolidated Ticket Office—2 North Main Street—Phone 3875
 D. E. WILDER, General Agent
 CHEYENNE, WYO.—Union Pacific Station—Phone 4481
 N. A. MILLER, Ticket Agent
 J. E. GREER, Freight Agent
 CHICAGO, ILL.—City Ticket Office, One So. LaSalle Street—Phone 411
 A. G. BLOOM, General Agent, Passenger Department
 WILLIAM WARNER, City Passenger Agent
 H. G. SHERMAN, City Passenger Agent
 HARRY A. HANSEN, Passenger Agent
 L. D. KESSLER, Traveling Passenger Agent
 E. E. ROBERTSON, Traveling Passenger Agent
 MARION MCKINNEY, Women's Travel Department
 Freight Department—1419 Garland Bldg., 58 East Washington Street—Phone 411
 W. T. BURNS, Assistant Freight Traffic Manager
 C. A. POLLOCK, General Agent, Freight Department
 C. W. MAU, Traveling Freight Agent
 H. L. VOLTZ, Traveling Freight Agent
 CINCINNATI, OHIO—705 Dixie Term. Bldg., 4th and Walnut Sts.—Phone Main 0144
 F. B. SWOPE, General Agent
 J. J. MCCARTHY, District Passenger Agent
 F. B. LOONEY, City Passenger Agent
 WM. HETHERINGTON, Traveling Passenger Agent
 E. J. MCCLEAN, Traveling Passenger Agent
 F. G. BUSCH, Traveling Freight Agent
 J. R. LAYNE, Traveling Freight Agent
 H. S. BRENDAL, Traveling Freight Agent
 CLEVELAND, OHIO—1006 (Tenth Floor) Terminal Tower, 50 Public Square—Phone 3070
 C. J. STEGEMAN, General Agent
 ALFRED J. WHITE, City Passenger Agent
 RICHARD E. BURT, Traveling Passenger Agent
 EDWIN H. ALLEN, Traveling Freight and Passenger Agent
 A. G. HERBSTER, Traveling Freight and Passenger Agent
 COUNCIL BLUFFS, IA.—Union Pacific Transfer Depot—Phone 491
 T. B. WOOD, Freight and Passenger Agent
 DALLAS, TEXAS—1029 Kirby Bldg., Main and Akard Sts.—Phone 7-1778
 E. G. KOENEMAN, General Agent
 JOHN D. BENDA, Traveling Freight and Passenger Agent
 ROBERT E. HOLMAN, Traveling Freight and Passenger Agent
 DENVER, COLO.—City Ticket Office, 535 Seventeenth Street—Phone Keystone 4141
 K. N. MIDDLEKAUFF, General Agent, Passenger Department
 M. J. HANDLEY, City Passenger Agent
 E. R. A. SHERMAN, City Passenger Agent
 ALVA L. SMITH, City Passenger Agent
 T. E. TANN, City Passenger Agent
 C. L. STREPPER, City Passenger Agent
 F. B. VAN SLYKE, Depot Passenger Agent
 MRS. LUCY BROWN, Women's Travel Department
 O. B. STAPLETON, Traveling Passenger Agent
 H. A. ENGLESON, Traveling Passenger Agent
 V. J. KIELEY, Traveling Freight Agent
 J. W. HASKELL, Traveling Freight Agent
 L. O. WILLIAMS, Traveling Freight Agent
 C. L. NYE, Live Stock Agent
 DES MOINES, IOWA—407 Equitable Bldg., 6th & Locust Sts.—Phone 5-6023
 FRED F. STAFFORD, General Agent
 R. L. HENRY, Traveling Freight and Passenger Agent
 S. J. KARTHAUS, Traveling Freight Agent
 GEO. W. MATTERN, Traveling Passenger Agent
 DETROIT, MICH.—508 Transportation Bldg., 131 Lafayette Blvd., West—Phone 218
 A. R. M. FLETCHER, Assistant Traffic Manager
 GEO. R. BIERMAN, District Passenger Agent
 J. G. HOWEY, Traveling Freight and Passenger Agent
 W. W. HOTT, Traveling Freight and Passenger Agent
 A. J. ECKER, Passenger Agent
 EAST LOS ANGELES, CALIF.—4454 Ferguson Drive—Phone 4-9209
 J. J. WALKER, Ticket Agent
 EUGENE, ORE.—1691 Olive Street—Phone 2855-W
 E. S. FARRELL, Traveling Freight and Passenger Agent
 FORT COLLINS, COLO.—Union Pacific Station—Phone 283
 L. B. WHITEHEAD, Passenger and Ticket Agent
 FRESNO, CALIF.—207 Rowell Bldg., Tulare St. and Van Ness Ave.—Phone 21816
 T. F. BROSNAN, General Agent
 H. G. PELLETIER, (Modesto, Calif.), Traveling Freight and Passenger Agent
 F. H. TAYLOR, Traveling Freight and Passenger Agent
 GERING, NEBR.—Union Pacific Station—Phone 35
 VAN A. FERRY, Acting General Agent
 FRED M. PURNELL, Traveling Freight Agent

GLENDALE, CALIF.—206 North Brand Boulevard—Phone Citrus 1-2174
 L. C. FOWLER, General Agent
 GREELEY, COLO.—Union Pacific Station—Phone 2
 E. H. MATHEWS, Passenger and Ticket Agent
 HOLLYWOOD, CALIF.—City Ticket Office, 6702 Hollywood Blvd.—Phone 414
 L. C. FOWLER, General Agent, Passenger Department
 LEO P. DRAKE, Hillside 0221 City Passenger Agent
 HUNTINGTON PARK, CALIF.—City Ticket Office, 6815 Pacific Blvd.—Phone 414
 T. S. PALMER, (Phone Kimball 9281) Passenger Agent
 KANSAS CITY, MO.—City Ticket Office, 208 East Eleventh St.—Phone Victor 6630
 C. E. POTTER, General Agent, Passenger Department
 E. M. MATTHEWS, City Passenger Agent
 W. C. MOWBRER, City Passenger Agent
 G. B. CRIPPEN, Depot Passenger Agent
 E. E. SWANSON, Traveling Passenger Agent
 JAMES L. BOSTICK, Traveling Passenger Agent
 Freight Dept.—721 Railway Exch. Bldg., 7th & Walnut Sts.—Phone Victor 6630
 K. T. MINDEMANN, General Agent, Freight Department
 J. M. MILLAS, Traveling Freight Agent
 I. O. STUYVER, Traveling Freight Agent
 O. A. TURLEY, Traveling Freight Agent
 W. H. GIBSON, Live Stock Agent, Live Stock Exchange Bldg.
 LAS VEGAS, NEV.—Union Pacific Station—Phone 4
 STEPHEN GIRARD, Passenger Representative
 B. M. PRESCOTT, Traveling Agent (422 West Sixth St., Los Angeles, Cal.)
 LEWISTON, IDAHO—Room 7, Union Depot—Phone 1163
 H. J. BRIGGS, General Agent
 LINCOLN, NEBR.—City Ticket Office, 130 So. 13th St.—Phone 6-1467
 A. D. GRANT, General Agent
 MORGAN L. MYERS, Traveling Freight Agent
 LONG BEACH, CALIF.—City Ticket Office, 220 Pine Avenue—Phone 6448
 OTTO NILSSON, General Agent
 J. H. HARRINGTON, City Passenger Agent
 G. M. SMITH, City Freight and Passenger Agent
 LONGBEACH, WASH.—City Ticket Office, 422 West Sixth Street—Phone 818
 SUT ANDERSON, General Agent
 LOS ANGELES, CALIF.—City Ticket Office, Union Pacific Bldg., 434 W. 6th St.—Phone 211
 L. M. BROWN, General Agent, Passenger Department
 T. L. VOGEL, City Ticket Agent
 H. E. LAIRD, City Passenger Agent
 C. V. LEWIS, City Passenger Agent
 C. C. DWYER, City Passenger Agent
 R. W. BLAND, City Passenger Agent
 F. P. BEVVOORE, Depot Passenger Agent
 AVIS LOBBELL, Women's Travel Department
 V. J. SCHMITTROTH, Tour Representative
 C. L. WHEEN, Traveling Passenger Agent
 LESTER DEWITT, Traveling Passenger Agent
 A. H. GRILEY (Union Passenger Station) General Agent
 J. V. HILLARY, Union Passenger Station, Baggage Claim
 C. P. ENSIGN (Branch Ticket Office, 517 Pac. Electric Bldg., 6th & Main) Agent
 E. MCKENNEY (Branch Office, 451 South Main Street) Agent
 Union Pacific Building, 422 West Sixth Street—Phone 818
 MADISON H. FOWLER, Assistant General Passenger Agent
 W. F. NASH, General Agent, Freight Department
 E. W. GILLILAND, Traveling Freight Agent
 MILWAUKEE, WIS.—114 Warner Bldg., 212 W. Wisconsin Ave. Phone Garfield 1022
 M. R. CRYAN, General Agent
 C. C. CROUSE, City Passenger Agent
 EDWARD A. RYAN, Traveling Passenger Agent
 J. J. DELACY, Traveling Freight Agent
 MINNEAPOLIS, MINN.—890 Northwestern Bank Bldg., 620 Marquette Ave.—Phone 411
 E. H. HAWLEY, General Agent
 A. J. WINTERSTEEN, (Main 2451) City Passenger Agent
 WM. H. BRENNAN, Traveling Freight and Passenger Agent
 FLOYD H. CORBIN, Traveling Passenger Agent
 NEW ORLEANS, LA.—1007 Carondelet Bldg., 226 Carondelet St.—Phone 411
 G. J. GARMON, (Phone Raymond 1748) General Agent
 NEW YORK, N.Y.—Room 511, 521 Fifth Ave. Phone Murray Hill 8-4450
 H. A. LAWRENCE, General Agent, Passenger Department
 G. L. GILES, District Passenger Agent
 H. L. GARDNER, City Passenger Agent
 J. M. QUADE, JR., City Passenger Agent
 FLOYD H. CORBIN, City Passenger Agent
 M. KRAUS, Passenger and Ticket Agent
 JOHN F. SCHWARTZ, Passenger Agent
 C. J. SMITH, Traveling Passenger Agent
 H. L. LAURY, General Agent, Freight Department
 W. V. MAY, General Agent
 OAKLAND, CALIF.—215 Central Bank Bldg., 436 14th St.—Phone Glencourt 8578
 W. F. DAY, General Agent
 J. GOLDBERG, City Passenger Agent
 OGDEN, UTAH—Ben Lombard Hotel Bldg., 25th & Washington St.—Phone Main 4600
 C. F. BAKER, General Agent
 C. L. MCKNIGHT, District Freight Agent
 W. H. WATSON, Passenger Representative
 OMAHA, NEBR.—City Ticket Office, Cor. 15th & Dodge Sts.—Phone Jackson 6522
 L. G. MEDER, General Agent, Passenger Department
 WALTER CONREY, City Passenger Agent
 R. A. GERHARDT, Passenger Representative
 R. S. FARLEY, Depot Passenger Agent
 E. C. MALLON, Traveling Passenger Agent
 M. A. LIGHT, Traveling Passenger Agent
 R. B. JOHNSON, Agent
 MRS. MYRTLE MASON, Women's Travel Department
 P. F. SCHMIDT, Traveling Passenger Agent
 DAVID A. MARTIN, Traveling Freight Agent
 JOHN H. CONANT, Traffic Agent
 City Ticket Office—301 So. 16th Street—Phone Jackson 6522
 EARL GOSSELIN, General Agent
 Union Pacific Building, 1416 Dodge Street—Phone Jackson 6522
 E. A. KLIPPEL, JR., Assistant General Passenger Agent
 H. B. NORTHCOOT, Assistant General Passenger Agent
 C. T. CAREY, General Agent
 EARLE G. REED, Supervisor Agricultural and Industrial Development
 PASADENA, CALIF.—Union Pacific Station 205 W. Colorado St.—Ph. Sycamore 8-4107
 C. F. FARMER, General Agent
 W. H. LINDSEY, Passenger and Freight Traffic Agent

(Continued on next page)

PHILADELPHIA, PA.—904 Girard Trust Bldg., Broad St. & So. Penn Sq.—Phone Franklin 7441
 MORTON MANN, General Agent
 L. J. MCKERNAN, City Passenger Agent
 GORDON G. NOBLE, Traveling Freight and Passenger Agent
 T. M. J. FRITZ, Traveling Freight and Passenger Agent
 PITTSBURGH, PA.—216 Oliver Bldg., Smithfield Street and Sixth Avenue—Phone 414
 JOHN D. CARTER, General Agent
 EDWARD EMERY, (Atlantic 0280) District Passenger Agent
 G. O. HASENFRITZ, Traveling Freight and Passenger Agent
 GREGG W. COOK, City Passenger Agent
 POMONA, CALIF.—Union Pacific Passenger Station—Phone Pomona 1288
 WALTER DITTMER, Passenger and Freight Traffic Agent
 PORTLAND, ORE.—City Ticket Office—701 S. W. Washington Street—Phone 414
 BURTON BECK, City Passenger Agent
 N. B. FALLAS, (Broadway 7771) General Agent, Passenger Department
 R. E. WUBSTER, City Passenger Agent
 SAM D. ALLEN, City Passenger Agent
 JOE M. HANSEN, City Passenger Agent
 J. B. O'HARE, City Passenger Agent
 Freight Department—751 Pittcock Block—Phone Broadway 7771
 G. L. LEONARD, General Agent, Freight Department
 C. H. JACKSON, Traveling Passenger Agent
 L. P. HANNA, Traveling Passenger Agent
 MILTON A. FUEGY, Traveling Freight Agent
 H. D. ATTHON, Live Stock Agent
 REDLANDS, CALIF.—4 Orange Street, Fisher Building—Phone 5311
 RALPH E. TUTTLE, Passenger and Freight Traffic Agent
 RENO, NEV.—200 Lyon Bldg., Second and Center Streets—Phone Reno 4381
 E. E. LARKIN, General Agent
 RIVERSIDE, CALIF.—Union Pacific Pass. Station, 7th & Vine Sts.—Phone 688
 W. A. SHOOK, General Agent
 W. H. MCPHERSON, Traveling Freight and Passenger Agent
 ST. JOSEPH, MO.—City Ticket Office, 517 Francis Street—Phone 6-1472
 JAMES H. PHILIPS, Passenger and Ticket Agent
 F. X. SCHOENBERG, Traveling Freight and Passenger Agent (Hastings, Nebr.)
 J. W. MARTIN, Traveling Freight and Passenger Agent (Hastings, Nebr.)
 ST. LOUIS, MO.—203 Carleton Bldg., 308 North 6th St.—Phone Chestnut 7750
 F. F. ROBINSON, General Agent
 C. F. SCHOENBERG, General Agent
 J. M. REBMAN, City Passenger Agent
 E. R. FIELD, Traveling Freight and Passenger Agent
 W. B. MARKHAM, (Memphis, Tenn.) Traveling Freight and Passenger Agent
 J. W. MCGIBNEY, Traveling Freight Agent
 SACRAMENTO, CALIF.—217 Forum Bldg., 1107 Ninth St.—Phone Main 296
 F. A. FOX, General Agent
 W. M. BROWN, Traveling Freight and Passenger Agent
 V. J. CHRISTENSEN, (Stockton, Calif.) Traveling Freight and Passenger Agent
 SALINA, KANS.—Third and Ash Streets—Phone 297
 J. M. BROWN, General Agent
 H. A. GIBSON, Traveling Freight Agent
 SALT LAKE CITY, UTAH—City Ticket Office—Hotel Utah, Main & S. Temple Sts.—Phone 2859
 C. H. SALTMARSH, General Agent, Passenger Department
 F. L. MCKEAN, (Wasatch 300) District Passenger Agent
 J. M. MCKEAN, City Passenger Agent
 ROYAL R. CHAMBERLAIN, City Passenger Agent
 KENNETH E. KNAPP, Traveling Passenger Agent
 J. R. HATENBROOK, Passenger Representative
 JUNE M. FORBES, Depot Passenger Agent
 B. W. HANSON, General Agent, Freight Department
 J. F. MCCARTHY, Traveling Freight Agent
 F. KASTELER, Traveling Freight Agent
 JAMES H. PHILIPS, Live Stock Agent
 E. E. DAVIES, Agricultural Agent (Cedar City, Utah)

C. C. WEEDIN, General Fht. & Passr. Agent
 KANSAS CITY, MO. ST. JOSEPH, MO.
 A. J. SEITZ, Assistant Traffic Manager
 SALT LAKE CITY, UTAH PORTLAND, ORE.
 H. E. LOUNSBURY, Assistant Traffic Manager
 PORTLAND, ORE.
 A. V. KIPPEL, Assistant Traffic Manager
 LOS ANGELES, CALIF.
 W. S. BASINGER, Passenger Traffic Manager
 OMAHA, NEBR.

DEPARTMENT OF TOURS (UNION PACIFIC RAILROAD—CHICAGO & NORTH WESTERN) 148 So. Clark Street, Chicago, Ill.
 JOHN C. POLLOCK, Manager (See Department of Tours Advertisement on Page 41.)

Union Pacific Trains Use These Stations

Boise, Idaho: Union Pacific Station.
 Butte, Montana: Union Station, 820 East Front Street.
 Cheyenne, Wyoming: Union Pacific Station, 15th Street at Capitol Avenue.
 Chicago, Illinois: C. & N. W. Terminal, Canal and Madison Streets.
 Denver, Colorado: Union Station, Foot of Seventeenth Street.
 Kansas City, Mo.: Union Station, Main Street and Union Station Plaza.
 Los Angeles, Calif.: Los Angeles Union Passenger Terminal, Alameda and Aliso Streets.
 Oakland, Calif.: Southern Pacific 16th Street Station, Foot of 16th Street.
 Oakland Pier, Calif.: Southern Pacific Terminal.
 Ogden, Utah: Union Station, 25th and Wall Streets.
 Olympia, Wash.: Union Pacific Station, Corner 4th Avenue and Adams Street.
 Omaha, Nebraska: Union Station, 10th and Marcy Streets.
 Pendleton, Oregon: Union Pacific Station, Corner Main and Railroad Sts.
 Pocatello, Idaho: Union Pacific Station, Foot of West Bonnyville Street.
 Portland, Oregon: Union Station, Sixth and Johnson Streets.
 Riverside, Calif.: Union Pacific Station, 7th and Vine Streets.
 San Bernardino, Calif.: Union Station, West Third Street.
 San Francisco, Calif.: Ferry Depot, Foot of Market Street.
 Salina, Kansas: Union Station, 400 North 13th Street.
 Salt Lake City, Utah: Union Pacific Station, South Temple and Third West Streets.
 Seattle, Wash.: Union Station, 4th Avenue, South, and Jackson Street.
 Spokane, Wash.: Union Station, Corner Trent Avenue and Washington Street.
 St. Louis, Mo.: Union Station, 18th and Market Streets.
 Tacoma, Wash.: Union Station, 1713 Pacific Avenue.
 Topeka, Kansas: Union Pacific Station, Railroad and North Jackson Streets.
 Yakima, Wash.: Union Pacific Station, West Yakima and South Second Ave.

SAN DIEGO, CALIF.—345 Plaza Street—Phone Franklin 7441
 R. C. BREMMER, General Agent
 E. H. HODGINS, District Freight and Passenger Agent
 SAN FRANCISCO, CALIF.—City Ticket Office, 355 Geary St., Hotel Stewart—Phone 414
 H. W. HICKS, General Agent, Passenger Department
 E. A. WIRGLER (Garfield 6030) City Passenger Agent
 E. A. ODELL, City Passenger Agent
 Freight Department—415 Monadnock Building—Phone Garfield 6030
 J. L. TOTTON, General Agent, Freight Department
 A. L. IVES, General Agent
 SAN JOSE, CALIF.—206 1st Nat. Bk. Bldg., Santa Clara & 1st Sts.—Phone Italian 1634
 R. M. RITCHIEY, General Agent
 F. M. BUTTKER, Traveling Freight and Passenger Agent
 SAN PEDRO, CALIF.—City Ticket Office, 808 South Pacific Ave.—Phone 1073
 H. C. DANFORTH, General Agent
 JOHN V. CONNETT, City Freight and Passenger Agent
 JOHN M. GARNER, City Freight and Passenger Agent
 SANTA ANA, CALIF.—City Ticket Office—305 North Main Street—Phone 1877
 J. A. C. RITTER, General Agent
 L. K. LINCOLN, City Freight and Passenger Agent
 SANTA MONICA, CALIF.—307 Santa Monica Boulevard—Phone 2153
 S. C. FROST, General Agent
 SEATTLE, WASH.—City Ticket Office—1403 Fourth Avenue—Phone Elliott 6933
 A. L. IVEY, General Agent, Passenger Department
 C. L. SPEAR, City Passenger Agent
 H. K. SCHULER, City Passenger Agent
 Freight Department—204 Union Station, 4th Ave. & Jackson St.—Phone Elliott 6933
 H. M. WEST, Assistant General Freight and Passenger Agent
 F. A. AULENBACHER, General Agent, Freight Department
 FRANK S. ELLIOTT, Traveling Freight and Passenger Agent
 SIOUX CITY, IOWA—405 Commerce Bldg., 520 Neb. St.—Phone Automatic 68828
 M. B. MOORE, General Agent, Freight Department
 JAMES H. PHILIPS, Traveling Freight Agent
 SPOKANE, WASH.—City Ticket Office—727 Sprague Ave., Corner Post St.—Phone 411
 H. M. ADKINS, General Agent
 W. H. AHLGREN, JR., (Main 4121) City Passenger Agent
 W. O. BALDWIN, Traveling Passenger Agent
 C. P. MCARTHUR, Traveling Freight Agent
 F. F. DAVIS, Traveling Fht. & Passgr. Agt. 806 Hotel Wales, Calgary, Canada
 SUN VALLEY, IDAHO—Phone Hatley 215
 M. T. KAUMAN, Transportation Agent
 TACOMA, WASH.—114 South Ninth Street—Phone Main 2186
 RICHARD WARD, General Agent
 E. E. ALLAN, City Passenger Agent
 D. M. MARVIN, Freight Traffic Agent
 STANLEY M. HOFFEDT, Traveling Freight and Passr. Agent (Chehalis, Wash.)
 THE DALLES, ORE.—Union Pacific Freight Office—Phone 621
 T. W. SWOBE, Traveling Freight and Passenger Agent
 TORONTO, ONT.—201 Canadian Pacific Bldg., 69 Yonge St.—Phone 2859
 W. W. CREIGHTON, General Agent
 TULSA, OKLA.—320 Kennedy Bldg., 321 South Boston St.—Phone 2859
 L. B. BRADLEY, General Agent
 SAM REINHARDT, General Agent
 WALLA WALLA, WASH.—Baker Building, Main and 2nd Streets—Phone Main 11
 J. H. CUNNINGHAM, General Agent
 J. I. PURDY, Traveling Freight and Passenger Agent
 WASHINGTON, D.C.—300 National Press Bldg., F & 14th Sts., N.W.—Phone 9900
 HOWARD B. BLANCHARD, Washington Representative
 E. LUNDQUIST, City Passenger Agent
 WINSTON-SALEM, N.C.—632 Reynolds Bldg., 4th and Main Sts.—Phone 1881
 J. O. DUCKETT, Traveling Freight and Passenger Agent
 YAKIMA, WASH.—Union Pacific Building, 104 W. Yakima Ave.—Phone 411
 R. J. CURTIN, General Agent

R. E. DRUMMY, General Passenger Agent
 LOS ANGELES, CALIF.
 W. H. OLIN, Assistant Traffic Manager
 SAN FRANCISCO, CALIF.
 W. T. PRICE, Asst. Traffic Manager
 DENVER, COLO.
 A. R. MALCOLM, Asst. Traffic Manager
 DETROIT, MICH.
 R. R. MITCHELL, Freight Traffic Manager
 OMAHA, NEBR.
 F. W. ROBINSON, Vice-President—Traffic
 OMAHA, NEBR.

A Convenient, Economical Way to Visit San Francisco's Golden Gate International Exposition

(February 18 to December 2, 1939)

★ In connection with any rail ticket to San Francisco, you may purchase American Express Travel Service tickets which assure you of hotel accommodations in that city, taxicab transfers, sightseeing and admission to the Golden Gate International Exposition. By thus making your arrangements in advance you avoid loss of time and inconvenience after arrival in San Francisco, and can determine even before you leave your home town what your trip will cost. You can choose a 2, 3, 4, 5 or 6-day visit in San Francisco. The cost of these advance arrangements is surprisingly low, the minimum for a 5-day visit in San Francisco averaging as low as \$3.10 per day. Consult your local railroad ticket agent about this attractive plan.