

the **Chief** *is still chief*



The
Atchison, Topeka & Santa Fe
Railway System

Time Tables



The
Atchison, Topeka & Santa Fe
Railway System

Time Tables



Santa Fe reduces fares abolishes Pullman Surcharge



DAILY
BETWEEN ALL POINTS WEST OF CHICAGO

A Typical Savings via Santa Fe to

California

LONG LIMIT TICKET, GOOD IN ALL CLASSES OF EQUIPMENT

Round Trip	New Fare	Old Fare	Saving
Chicago to Los Angeles	\$111.00	\$143.78	\$32.78
Pullman—Lower Berth	31.50	47.26	15.76
Saving on one round-trip			\$48.54
Kansas City to Los Angeles	\$88.00	\$114.48	\$26.48
Pullman—Lower Berth	26.50	39.76	13.26
Saving on one round-trip			\$39.74

Through PHOENIX Pullman tri-weekly this winter on
THE CHIEF

Daily PHOENIX and GRAND CANYON Pullmans on
THE GRAND CANYON LIMITED

Famous Fred Harvey Meals

Also
BIG REDUCTION
in Santa Fe one-way
COACH and TOURIST
Fares, as well as short limit
round trip first-class fare.

• THE GRAND CANYON • INDIAN DETOURS LINE •

General Index to Folder Contents

Advertisements . . . Pages 9, 12, 16, 19, 27, 28, 29, 31, 36, 43, 46 and 47
 Altitudes of principal stations . . . Page
 Branch line schedules . . . Pages 28 to 43 inclusive
 Chicago Passenger Stations . . . Page
 Chillicothe-Peoria Bus schedules . . . Page
 Condensed schedules transcontinental trains . . . Page
 Condensed schedules and equipment . . . Pages 12 to 23 inclusive
 Ferry service note, San Francisco-Oakland Terminal . . . Page
 Important Meetings . . . Pages 26 and 27
 Index of stations . . . Pages 2, 3, 4 and 5
 Information, miscellaneous . . . Page
 Main Line schedules between:
 Chicago-Kansas City-California . . . Pages 26 to 35 inclusive
 Chicago-Kansas City-Denver . . . Table
 Chicago-Kansas City-Tulsa . . . Table 65
 Newton-Arkansas City-Oklahoma City-Purcell-Ft. Worth-Dallas-Houston-Galveston . . . Tables 76 and 99

Main Line schedules between:
 Wichita-Sweetwater-San Angelo-Presidio . . . Table 95
 Amarillo-Clovis-Gulf Coast . . . Table 98
 Albuquerque-El Paso . . . Table 11
 Cincinnati . . . Table 19
 Williams-Grand Canyon . . . Table 18
 Ash Fork-Phoenix . . . Table 18
 Maps: Santa Fe System . . . Pages 24 and 25
 Profile map of the Santa Fe, Chicago to California Page 10
 Meal service, Santa Fe—Fred Harvey . . . Page 7
 Mileage of Lines operated . . . Page 17
 Officials of passenger department and traffic agencies . . . Pages 6 and 7
 Parlor Car rates . . . Page 9
 Railroad connections (foreign lines) . . . Pages 29, 44, 45, 46
 Reference Notes (Pages 11 and 26 to 35 inclusive) . . . Page 35
 Sleeping Car rates . . . Pages 8 and 9
 Stop-over Information . . . Page 11
 Winter Excursion fares . . . Page 47

Index to Stations on the Santa Fe

Stations marked * are located on the line indicated by the table numbers, but are not shown in the table in the folder. Ask agent for schedule.
 Stations marked ** are a part of the Santa Fe Railway System but are not shown in this time table. Consult agent.

Table	Table	Table	Table	Table	Table
*Abajo, N. M. 11	*Amarigo, Cal. 25	Avalon, N. M. 99	Bellville, Tex. 99	Bonner Springs, Kans. 41	Burbank, Okla. 84
Abbyville, Kans. 3	Amarillo, Tex. 17, 29, 64, 98	Avard, Okla. 24	Bellville, Yard, Tex. 99	Bonus, Tex. 105	Burcell, Cal. 25
Abell, Tex. 90	Ambia, Tex. 103	Avena, Cal. 25	Belmont, Cal. *	Bon Weir, Tex. 109	Burden, Kans. 66
Abernathy, Tex. 98	Amboy, Cal. 24	Avery, Okla. 84	Belmont, Cal. *	Booker, Kans. 97	Burdett, Kans. 36
Abeytas, N. M. 11	Amherst, Tex. 98	*Avocado, Cal. 37	Belton, Tex. 98, 100	Boone, Colo. 5	Burdick, Kans. 64
Abilene, Kans. 54, 60, 61	Amity, Colo. 3	Avondale, Colo. 5	Belva, Okla. 29	Booth, Tex. 99	Burlingame, Kans. 2, 82
Able, Colo. 3	Amy, Kans. 58	Aydelotte, Okla. 84	Belvidere, Kans. 77, 82	Borger, Tex. 90	Burlington, Kans. 71
Abo, N. M. 29	Anaheim, Cal. 26, 27	Ayer, Colo. 5	Bencini, Tex. 109	Borst, Colo. 90	Burlington, Okla. 87
Abra, Ariz. 18	Ancona, Ill. 1, 44	Asul, N. M. 11	Bender, Kans. 76	Burton, Okla. 84	Burlington Jct., Kans. 71
Acequia, Colo. 5	Angell, Ariz. 17	Asusa, Cal. 24	Benedict, Kans. 67, 69	Burns, Cal. 25	Burns, Kans. 48
Ache, N. M. 94	Angola, Cal. 25	Baca, N. M. 17	Ben Franklin, Tex. 103	Burns, Kans. 48	Burns, Kans. 48
Acoma, N. M. 17	Anita, Ariz. 19	Bader, Kans. 3	Benjamin, Tex. 95	Burns, Kans. 48	Burns, Kans. 48
Aconita, N. M. 17	Antelope, Tex. 98, 100	Badger, Kans. 3	Benoit, Tex. 100	Burns, Kans. 48	Burns, Kans. 48
Acres, Kans. 77	Antes, Cal. 34	Bagdad, Cal. 24	Benton, Ill. 44	Burns, Kans. 48	Burns, Kans. 48
Ada, Kans. 61	*Antelope Gap, Tex. 98, 100	*Baggetts, Tex. 99	Benton, Colo. 7	Burns, Kans. 48	Burns, Kans. 48
Ada, Okla. 88	Antes, Cal. 34	Bagner, Tex. 98	Berkeley, Cal. 25	Burns, Kans. 48	Burns, Kans. 48
Adamans, Ariz. 17	Anthony, Kans. 55, 81, 95	Bainier, Tex. 98	Berkeley, Cal. 25	Burns, Kans. 48	Burns, Kans. 48
Adams, Kans. 77	Antioch, Cal. 25	Bakersfield, Cal. 25, 34	Bernalillo, N. M. 7	Burns, Kans. 48	Burns, Kans. 48
Adrian, Kans. 83	Anton, Tex. 98	Baldridge, Tex. 98	Bernardo, N. M. 11	Burns, Kans. 48	Burns, Kans. 48
Agency, Mo. 27	Anzac, N. M. 17	Baldwin, Kans. 43	Berneck, Tex. 98	Burns, Kans. 48	Burns, Kans. 48
Agra, Cal. 27	Apex, Ariz. 19	Baldwin, Kans. 43	Berry, Ariz. 24	Burns, Kans. 48	Burns, Kans. 48
Agricola, Kans. 81	Apperson, Okla. 84	Ballico, Cal. 25	Berwyn, Okla. 99	Burns, Kans. 48	Burns, Kans. 48
Agudo, N. M. 29	Appleton, Ill. 1	Ballingier, Tex. 100	Bessmay, Tex. 106	Burns, Kans. 48	Burns, Kans. 48
Aguila, Ariz. 28	Arapahoe, Okla. 95	Bandini, Cal. 26, 27	Best, Tex. 95	Burns, Kans. 48	Burns, Kans. 48
Aiken, Tex. 59	Arbuckle, Okla. 99	Bands, Cal. 25	Bets, Cal. 3	Burns, Kans. 48	Burns, Kans. 48
Aikman, Kans. 53	Archad, Tex. 29	Bannock, Cal. 25	Betts, Okla. 74	Burns, Kans. 48	Burns, Kans. 48
Airport, Okla. 29	Archer, Cal. 98	Bannock, Cal. 25	Bibb, Ariz. 17	Burns, Kans. 48	Burns, Kans. 48
Ajar, Mo. 45	Archea, Tex. 29	Bannock, Cal. 25	Bigbow, Kans. 57	Burns, Kans. 48	Burns, Kans. 48
Alcon, Kans. 46	Arcilla, Cal. 40	Bannock, Cal. 25	Bigheart, Okla. 74	Burns, Kans. 48	Burns, Kans. 48
Alameda, N. M. 7	Arcola, Tex. 99	Bannock, Cal. 25	Big Lake, Tex. 95	Burns, Kans. 48	Burns, Kans. 48
Alamota, Kans. 58	Ardmore, Okla. 99, 111	Bannock, Cal. 25	Big Springs, Okla. 30	Burns, Kans. 48	Burns, Kans. 48
Alberhill, Cal. 40	Argentine, Kans. 98	Bannock, Cal. 25	Big Springs, Okla. 30	Burns, Kans. 48	Burns, Kans. 48
Albert, Kans. 58	(See Kansas City)	Bannock, Cal. 25	Big Springs, Okla. 30	Burns, Kans. 48	Burns, Kans. 48
Albright, Kans. 66	Argos, Cal. 24	Bannock, Cal. 25	Big Springs, Okla. 30	Burns, Kans. 48	Burns, Kans. 48
Albuquerque, N. M. 11	Argyle, Iowa 2	Bannock, Cal. 25	Big Springs, Okla. 30	Burns, Kans. 48	Burns, Kans. 48
Alcalde, N. M. 9	Arizo, Tex. 24	Bannock, Cal. 25	Big Springs, Okla. 30	Burns, Kans. 48	Burns, Kans. 48
Alcen, Kans. 3	Arizo, Tex. 24	Bannock, Cal. 25	Big Springs, Okla. 30	Burns, Kans. 48	Burns, Kans. 48
Aleman, N. M. 11	Arizo, Tex. 24	Bannock, Cal. 25	Big Springs, Okla. 30	Burns, Kans. 48	Burns, Kans. 48
Alessandro, Cal. 30	Arizo, Tex. 24	Bannock, Cal. 25	Big Springs, Okla. 30	Burns, Kans. 48	Burns, Kans. 48
Alexander, Kans. 58	Arizo, Tex. 24	Bannock, Cal. 25	Big Springs, Okla. 30	Burns, Kans. 48	Burns, Kans. 48
Alfa, Kans. 58	Arizo, Tex. 24	Bannock, Cal. 25	Big Springs, Okla. 30	Burns, Kans. 48	Burns, Kans. 48
Algeria, Tex. 101	Arizo, Tex. 24	Bannock, Cal. 25	Big Springs, Okla. 30	Burns, Kans. 48	Burns, Kans. 48
Algoa, Tex. 109	Arizo, Tex. 24	Bannock, Cal. 25	Big Springs, Okla. 30	Burns, Kans. 48	Burns, Kans. 48
Algodones, N. M. 7	Arizo, Tex. 24	Bannock, Cal. 25	Big Springs, Okla. 30	Burns, Kans. 48	Burns, Kans. 48
Alhambra, Ariz. 18	Arizo, Tex. 24	Bannock, Cal. 25	Big Springs, Okla. 30	Burns, Kans. 48	Burns, Kans. 48
Aline, Okla. 95	Arizo, Tex. 24	Bannock, Cal. 25	Big Springs, Okla. 30	Burns, Kans. 48	Burns, Kans. 48
Alivio, N. M. 11	Arizo, Tex. 24	Bannock, Cal. 25	Big Springs, Okla. 30	Burns, Kans. 48	Burns, Kans. 48
Alki, Kans. 46	Arizo, Tex. 24	Bannock, Cal. 25	Big Springs, Okla. 30	Burns, Kans. 48	Burns, Kans. 48
Allah, Ariz. 18	Arizo, Tex. 24	Bannock, Cal. 25	Big Springs, Okla. 30	Burns, Kans. 48	Burns, Kans. 48
Allantown, Ariz. 17	Arizo, Tex. 24	Bannock, Cal. 25	Big Springs, Okla. 30	Burns, Kans. 48	Burns, Kans. 48
Allendorph, Kans. 52	Arizo, Tex. 24	Bannock, Cal. 25	Big Springs, Okla. 30	Burns, Kans. 48	Burns, Kans. 48
Allensfarm, Tex. 77	Arizo, Tex. 24	Bannock, Cal. 25	Big Springs, Okla. 30	Burns, Kans. 48	Burns, Kans. 48
Allensworth, Cal. 104	Arizo, Tex. 24	Bannock, Cal. 25	Big Springs, Okla. 30	Burns, Kans. 48	Burns, Kans. 48
*Alley, Tex. 98	Arizo, Tex. 24	Bannock, Cal. 25	Big Springs, Okla. 30	Burns, Kans. 48	Burns, Kans. 48
Allison, Tex. 82	Arizo, Tex. 24	Bannock, Cal. 25	Big Springs, Okla. 30	Burns, Kans. 48	Burns, Kans. 48
Allway, Kans. 95	Arizo, Tex. 24	Bannock, Cal. 25	Big Springs, Okla. 30	Burns, Kans. 48	Burns, Kans. 48
Alma, Kans. 95	Arizo, Tex. 24	Bannock, Cal. 25	Big Springs, Okla. 30	Burns, Kans. 48	Burns, Kans. 48
Alpine, Tex. 32	Arizo, Tex. 24	Bannock, Cal. 25	Big Springs, Okla. 30	Burns, Kans. 48	Burns, Kans. 48
*Alray, Cal. 24	Arizo, Tex. 24	Bannock, Cal. 25	Big Springs, Okla. 30	Burns, Kans. 48	Burns, Kans. 48
Alston, Okla. 29	Arizo, Tex. 24	Bannock, Cal. 25	Big Springs, Okla. 30	Burns, Kans. 48	Burns, Kans. 48
Alta Loma, Tex. 99	Arizo, Tex. 24	Bannock, Cal. 25	Big Springs, Okla. 30	Burns, Kans. 48	Burns, Kans. 48
Alta, Okla. 95	Arizo, Tex. 24	Bannock, Cal. 25	Big Springs, Okla. 30	Burns, Kans. 48	Burns, Kans. 48
Alva, Okla. 29	Arizo, Tex. 24	Bannock, Cal. 25	Big Springs, Okla. 30	Burns, Kans. 48	Burns, Kans. 48
*Alvarado, Tex. 103	Arizo, Tex. 24	Bannock, Cal. 25	Big Springs, Okla. 30	Burns, Kans. 48	Burns, Kans. 48
Alvin, Tex. 99	Arizo, Tex. 24	Bannock, Cal. 25	Big Springs, Okla. 30	Burns, Kans. 48	Burns, Kans. 48
Amabel, Okla. 84, 87	Arizo, Tex. 24	Bannock, Cal. 25	Big Springs, Okla. 30	Burns, Kans. 48	Burns, Kans. 48

Index to Stations on the Santa Fe—Continued

Table	Table	Table	Table	Table	Table
Chrisman, Tex. 99	Cressy, Cal. 25	Douglas, Colo. 5	Espuella, N. M. 94	Frey, Okla. 87	Greenfield, N. M. 94
Christie, Cal. 25	Crest, Ariz. 25	Douglas, Okla. 87	Esser, Cal. 24	Friend, Kans. 58	Greenland, Colo. 5
Christoval, Tex. 91	Crisfield, Kans. 29	Douglas, Kans. 46	Estancia, N. M. 16	Friens, Tex. 29	*Greenview, Kans. 47
Chubbok, Tex. 28	Crocker, N. M. 11	Drake, Ariz. 18, 22	Ethans, Cal. 30	Frisbie, Kans. 25	Gregg, Cal. 25
Cicero, Kans. 78	Crofts, Kans. 77	Drummond, Ill. 1	Ethel, Mo. 1	Frisbie, Okla. 88	Gravel, Kans. 66
Cimarron, Kans. 8	Crosbyton, Ariz. 24	Drumright, Okla. 87	Etiwanda, Cal. 24	Friswell, Kans. 3a	Gridley, Kans. 71
Cimarron, N. M. 13	Crossbyton, Tex. 96	Drury, Kans. 81	Eton, Mo. 1	Frontenac, Kans. 70	Grier, N. M. 29
Cincinnati, Cal. 13	*Cross Okla. 76	Duarte, Cal. 24	Etter, Tex. 64, 97	*Fullerville, Tex. 98	Griffith, Ariz. 24
*Cinisa, N. M. 17	Crow, Okla. 87	Duff, Tex. 106	*Etter Jct. 34	Fullerton, Cal. 26, 27	Highland, Cal. 32
Civit Okla. 84	Crowley, Tex. 95	Dugger, Tex. 98	Eudora, Kans. 99	Ferguson, Tex. 98	Grommet, Cal. 28
Clare, Kans. 2, 65	Cuba, Cal. 18	Duke, Tex. 99	Eula, Kans. 29	Fuqua, Tex. 104	Grote, Colo. 3
Claremont, Cal. 24	Cucamonga, Cal. 24	Dumas, Mo. 1	Eureka, Kan. 42	Groveland, Ill. 44	Grover, Kans. 11
Clarens, Tex. 95	Culebra, N. M. 29	Dumas Jct., Tex. 29	Evadale, Tex. 106	Guernsey, Cal. 25	Grove, Kans. 34
Clarendon, Kans. 3	Culp, Colo. 6	Duncanville, Tex. 103	Evadale, Tex. 106	Gulf Hill, Tex. 105	Hillsboro, Kans. 51
Clark, N. M. 16	Cummings, Kans. 47	Dundee, Kans. 3	Evadale, Tex. 106	Galatia, Kans. 56	Hillsdale, Okla. 87
Clarkdale, Ariz. 22	Cunningham, Kans. 83	Dune, Tex. 93	Evadale, Tex. 106	Gale, Cal. 26	Hillsdale, Okla. 87
Clas, Cal. 25	Curlow, Kans. 41	Dunmore, N. M. 29	Evadale, Tex. 106	Galesburg, Ill. 1	Hilltop, Kans. 69
Clay, Tex. 104	Curtis, Tex. 105	Duoro, N. M. 29	Evadale, Tex. 106	Galisteo, N. M. 7	Hilton, Colo. 3
Clayton, N. M. 63	Curtis, Okla. 29	Duquoin, Kans. 55	Evadale, Tex. 106	Galvan, Cal. 27	Hindman, Tex. 93
Clas Creek, Tex. 29	Cushing, Okla. 84, 87	Dyer, Tex. 99	Evadale, Tex. 106	Gallinas, Colo. 7	Hinckley, Cal. 25
Clear Lake, Tex. 103	Custer City, Okla. 81, 84	Dyke, N. M. 16	Evadale, Tex. 106	Galup, N. M. 17	Hitchcock, Tex. 96
Clearwater, Kans. 77	Cutler, N. M. 11	Eads, Cal. 25	Evadale, Tex. 106	Galt, Kans. 56	Hitchcock, Tex. 96
Clearwater, Kans. 77	Cuyler, Tex. 29	Eagle Lake, Tex. 105	Evadale, Tex. 106	Galva, Kans. 51	Hobart, Ariz. 26
Clearwater, Kans. 77	Cuyler, Tex. 29	Eagle Lake, Tex. 105	Evadale, Tex. 106	Galveston, Tex. 76, 99, 106	Hobson, Ariz. 7
Clearwater, Kans. 77	Cuyler, Tex. 29	Eagle Lake, Tex. 105	Evadale, Tex. 106	Gann, Colo. 5	Hockett, N. M. 20
Clearwater, Kans. 77	Cuyler, Tex. 29	Eagle Lake, Tex. 105	Evadale, Tex. 106	Gannon, Tex. 98	Hodge, Cal. 24
Clearwater, Kans. 77	Cuyler, Tex. 29	Eagle Lake, Tex. 105	Evadale, Tex. 106	Garden City, Kans. 3, 58	Hahn, N. M. 7
Clearwater, Kans. 77	Cuyler, Tex. 29	Eagle Lake, Tex. 105	Evadale, Tex. 106	Garden Plain, Kans. 83	Hale Jct., Tex. 108
Clearwater, Kans. 77	Cuyler, Tex. 29	Eagle Lake, Tex. 105	Evadale, Tex. 106	Gardner, Kans. 2, 65	Hale Center, Tex. 98
Clearwater, Kans. 77	Cuyler, Tex. 29	Eagle Lake, Tex. 105	Evadale, Tex. 106	Gardner, Kans. . .	

Index to Stations on the Santa Fe—Continued

Table listing station names and numbers across various states including Texas, Oklahoma, Kansas, Colorado, and Missouri. Includes sub-sections for 'K' and 'L'.

Index to Stations on the Santa Fe—Concluded

Table listing station names and numbers across various states including Texas, Oklahoma, Kansas, Colorado, and Missouri. Includes sub-sections for 'M', 'N', 'O', 'P', 'Q', 'R', 'S', 'T', 'U', and 'Z'.

Passenger Department Officials

Chicago, Ill.—W. J. BLACK, Passenger Traffic Manager, A. T. & S. F. Ry. System. A. P. MORISON, Asst. Passenger Traffic Manager, A. T. & S. F. Ry. System. B. M. BUKEY, Asst. Passenger Traffic Manager, A. T. & S. F. Ry. System. C. J. BURCHFIELD, General Advertising Mgr., A. T. & S. F. Ry. System. R. W. BIRDSEY, Asst. Advertising Mgr., A. T. & S. F. Ry. System. J. BRINKER, Express and Mail Traffic Manager, A. T. & S. F. Ry. System. C. L. SEAGRAVES, General Colonization Agent, A. T. & S. F. Ry. System. T. A. WOLCOTT, Gen. Trav. Pass'r Agent, A. T. & S. F. Ry. System. H. E. HUGHES, Trav. Agent, A. T. & S. F. Ry. Sys. (Albuquerque, N. M.). H. B. BAILEY, Trav. Agent, A. T. & S. F. Ry. Sys. (Kansas City, Mo.). W. B. OWEN, Traveling Passenger Agent, A. T. & S. F. Ry. System. JAS. B. DUFFY, Asst. Pass'r Traf. Manager, A. T. & S. F. Ry.—Coast Line. W. A. CLAWSON, Asst. Gen. Pass'r Agent, A. T. & S. F. Ry.—Coast Line. R. D. TAYLOR, Asst. Gen. Baggage Agent, A. T. & S. F. Ry.—Coast Line. J. R. HAYDEN, Asst. Traffic Manager, A. T. & S. F. Ry. System. L. R. EVERETT, Asst. Gen. Pass'r Agent, A. T. & S. F. Ry.—Coast Line.

Topeka, Kan.—E. J. SHAKESHAF, General Passenger Agent, A. T. & S. F. Ry. E. SHAKESHAF, Asst. General Passenger Agent, A. T. & S. F. Ry. F. L. STURGES, Asst. General Passenger Agent, A. T. & S. F. Ry. R. S. GORDON, Gen. Baggage Agent, A. T. & S. F. Ry. System. M. G. BURTON, Gen. Industrial Agent, A. T. & S. F. Ry. J. F. JARRELL, Mgr. Agric. Development Dept., A. T. & S. F. Ry. EDWIN F. ADAMS, General Passenger Agent, G. C. & S. F. Ry. R. L. WHEAT, Asst. Gen. Passenger Agent, G. C. & S. F. Ry. OSCAR NELSON, Gen. Trav. Pass. Agent (Ft. Worth, Tex.). J. B. MOORE, Gen. Baggage, Exp. and Mail Agent, G. C. & S. F. Ry. Amarillo, Tex.—T. B. GALLAHER, General Passenger Agent, P. & S. F. Ry. J. J. LANE, Asst. General Passenger Agent, P. & S. F. Ry. CHARLES P. WALSH, General Baggage Agent, P. & S. F. Ry. Phoenix, Ariz.—F. L. HANNA, Asst. Gen. Frt. and Pass'r Agent, A. T. & S. F. Ry.—149 N. Central Ave. Coast Lines.

Santa Fe Traffic Agencies

Aberdeen, Scotland—MACKAY BROS. AND CO., Agents. Adelaide, Australia—DALGETY & CO. LTD., Australian Agents. Albuquerque, N. M.—Phone 616 J. V. STEWART, Trav. Frt. & Pass'r Agent. R. W. HOYT, Agent. Alhambra, Calif.—132 W. Main St., Phone Alhambra 3854. P. O. GARDNER, Passenger Agent. Altus, Okla.—Phone 68 J. W. BUTTS, Trav. Frt. & Pass'r Agent. Amarillo, Texas—General Office Bldg., Phone 7231 W. E. GOODLOE, Div. Frt. & Pass'r Agent. W. H. McEACHERN, T. F. & P. A. FRED B. LITTLE, T. F. & P. A. City Ticket Office, Phone 2-3255 WINSTEAD, Passenger Station, Phone 6822 City Tkt. Agt. Atchison, Kan.—Masonic Bldg., Phone 25 FREDERICK L. CONDIT, Div. Frt. Agent. Atlanta, Ga.—330 Rhodes-Haverty Bldg., Phone Walnut 3433 J. S. ROSE, General Agent. R. H. NORTON, Trav. Passenger Agent. R. W. DIFFENDERFER, Trav. Pass'r Agent. Auckland, New Zealand—DALGETY & CO. Bakersfield, Calif.—Phone 40 W. K. WHITE, Agent. CHAS. L. HENRY, Trav. Pass'r Agent. Beaumont, Tex.—Hotel Beaumont Bldg., 643 Orleans St.—Phones—Passenger 6131—Freight 6132. O. A. ERNEST, Div. Frt. and Pass'r Agent. W. F. OXFORD, City Passenger Agent. Berkeley, Calif.—98 Shattuck Square. W. J. CLENDENIN, City Passenger Agent. Berlin, Germany—76A Unter den Linden. PICKFORDS, G. m. b. H. Boston, Mass.—212 Old South Bldg., Phone Liberty 7944 and 7945 S. ST. JOHN, General Agent. S. B. CARLSON, District Passenger Agent. T. O. LA CROIX, City Passenger Agent. F. T. BURNS, City Passenger Agent. M. H. GAGE, Traveling Agent. E. T. ANDERSON, Traveling Agent. H. M. NICHOLAS, Traveling Agent. Bremen, Germany—Dechanstrasse 18 AGENCE CONTINENTALE fur TRANSPORT. Brisbane, Australia—DALGETY & CO., LTD., Australian Agents. Brussels, Belgium—PICKFORDS LTD., 26 Place de Broekere. Buffalo, N. Y.—692 Ellicott Sq. Bldg., Phone Washington 5230 C. P. COLEMAN, General Agent. H. J. HOUSEMAN, City Passenger Agent. R. F. McILROY, Traveling Passenger Agent. Cape Town, S. Africa—PICKFORDS COLONIAL, LTD., Westminister House. Chicago, Ill.—179 W. Jackson St., Ph. HAR. 4900 JAS. R. MORTIARTY, Div. Passenger Agent. C. C. GARVEY, City Passenger Agent. C. C. THOMPSON, City Passenger Agent. A. C. DEVLIN, City Passenger Agent. R. R. RICKHAM, Traveling Passenger Agent. C. E. GRAHAM, Traveling Passenger Agent. Dearborn Station, Phone Harrison 9830 JOHN P. McNALLY, Depot Passenger Agent. STANLEY KOCHAN, Depot Passenger Agent. 1207 Board of Trade, Phone Harrison 4900 T. J. HUGHES, Division Freight Agent. Christchurch, New Zealand—DALGETY & CO. Cincinnati, Ohio—703 Dixie Terminal Bldg., Phone Main 4378 F. G. BURNETT, General Agent. HARRY RENTROP, City Passenger Agent. L. C. WOOLSEY, Trav. Passenger Agent. Cleveland, Ohio—1105 Terminal Tower Bldg., Phone Cherr. 9226 GRANT WYRICK, General Agent. P. PALMATEER, District Passenger Agent. A. H. BUTTERWORTH, City Passenger Agent. W. G. GUSSE, Traveling Passenger Agent. Clinton, Okla.—Rooms 5-6-7, Mississippi Bldg., 509 1/2 Frisco Ave., Phone 32 C. B. WINTERS, Div. Frt. & Pass'r Agent. Colorado Springs, Colo.—Santa Fe Station—539 E. Pikes Peak Ave., Phone Main 2121 H. W. DONALDSON, Div. Frt. and Pass'r Agt. R. H. MILLER, City Passenger Agent. Dallas, Texas—Santa Fe Bldg., 1116 Commerce St., Phone 2-4829 ALLEN C. ATHER, Division Passenger Agent. J. H. KUCERA, City Ticket Agent. C. S. RILEY, Division Freight Agent. Denver, Colo.—Kenmark Hotel Bldg., 524 17th St., Phone Labor 3211 W. S. BURDICK, Division Passenger Agent. C. A. HEINLEY, Traveling Passenger Agent. A. A. OTT, Traveling Passenger Agent. R. A. NEAL, City Passenger Agent. F. W. MYERS, Division Freight Agent. Des Moines, Iowa—601 Equitable Bldg., Phone 4-0237 J. C. BATHAM, General Agent. A. F. IVIS, Traveling Passenger Agent. C. S. STEVENS, Traveling Passenger Agent. E. J. McCRARY, City Frt. & Pass'r Agent. Detroit, Mich.—504 Transportation Bldg., Phone Randolph 8748 R. C. SMITH, General Agent. G. G. ROBERTSON, Trav. Pass'r Agent. R. E. NEAL, Traveling Passenger Agent. CLAUDE A. STROUP, City Pass'r Agent. Dundee, Scotland—MACKAY BROS. AND CO., Agents. Dunedin, New Zealand—DALGETY & CO. Edinburgh, Scotland—31-33 Hanover St. MACKAY BROS. AND CO., Agents. El Paso, Tex.—213 E. San Antonio St. W. R. BROWN, Div. Frt. and Pass'r Agent. L. H. RICE, City Passenger Agent. W. B. ERDWURM, City Frt. and Pass'r Agent. L. V. GARDINER, Trav. Frt. & Pass'r Agent. G. N. OFFIELD, Trav. Frt. & Pass'r Agent. Ft. Madison, Iowa—Santa Fe Station PETER RAFTIS, Division Freight Agent. Fort Worth, Texas—112 E. 9th St., Phone 2-1560 E. B. MELTON, Division Passenger Agent. ROY SCHELL, City Passenger Agent. S. G. DICKERSON, Division Freight Agent. Fresno, Calif.—Santa Fe Station, Phone 3-6221 F. E. SHELLABARGER, Div. Pass'r Agent. W. J. SHELDON, Traveling Passenger Agent. N. H. ASP, Division Freight Agent. Galveston, Texas—411 Twenty-second St., Phone Santa Fe 5400 M. NAUMANN, Division Passenger Agent. SAM DAVIS, Division Freight Agent. Glasgow, Scotland—80 Mitchell Street. PICKFORDS, LTD. Glendale, Calif.—107 So. Brand Blvd. C. IRBY, Passenger Agent. Highland Park, Calif.—Santa Fe Station Phone Albany 8774 L. A. BROOKS, Ticket Agent. Hollywood, Calif.—6405 Hollywood Blvd., Phone Garrite 4104 G. N. KOEPEL, City Passenger Agent. WILLIAM P. RIGGS, Passenger Agent. Houston, Texas—904 Texas Ave., Phone Fairfax 7321 (Passenger) J. R. GREENHILL, Division Passenger Agent. T. M. GAUNTT, City Ticket Agent. L. V. POLK, Traveling Passenger Agent. Phone Fairfax 7323 and 7324—(Freight) H. T. BORNEFELD, Division Freight Agent. Hutchinson, Kan.—F. M. WILLIAMS, Division Freight Agent. Indianapolis, Ind.—311 Merchants Bank Bldg., Phone Riley 3077 E. P. FISHER, General Agent. EMMETT C. MICHAELS, Trav. Pass'r Agt. Inglewood, Calif.—144 S. Market St. R. McLANE, Agent. Phone 64 Joplin, Mo.—706-707 Joplin Nat. Bank Bldg. K. F. BURNETT, Division Freight Agent. Kansas City, Mo.—719 Walnut St., Ph. Main 7340 GEO. W. HAGENBUCH, Div. Pass'r Agent. R. E. CUTTLELL, Special Passenger Agent. JOHN H. WELLENSTROM, City Pass'r Agt. C. J. KISTLER, City Passenger Agent. J. F. FREHLINGER, City Passenger Agent. T. J. McDERMOTT, Trav. Pass'r Agent. ROBT. E. COOPER, Traveling Passenger Agent. E. C. OTT, Depot Passenger Agent. HARRY W. SIMPSON, Depot Pass'r Agent. 732 Ry. Ex. Bldg., Phone Main 7340 GEO. E. ROE, Division Freight Agent. Leavenworth, Kan.—406 Delaware St.—Phone 28 N. E. MANN, Div. Frt. and Pass'r Agent. Liverpool, England—PICKFORDS, LTD., 66 Lime Street. London, W. C. 1., England—205-206 High Holborn PICKFORDS, LTD., General European Agents. Long Beach, Calif.—220 W. Ocean Ave., Phone 629-36 J. R. RAMSEY, City Passenger Agent. E. L. JESSEN, Passenger Agent. Los Angeles, Calif.—743 S. Hill St., Phone Mutual 0111 GEO. T. GUNNIP, Div. Passenger Agent. C. M. WINDERS, City Ticket Agent. G. A. HOPPE, JR., Traveling Passenger Agent. W. C. LEESE, Passenger Agent. R. C. HORNBER, Passenger Agent. FRANK T. RICE, Passenger Agent. R. E. WHITE, Passenger Agent. J. W. WARNER, Passenger Agent. Santa Fe Station, Phone Mutual 0111 M. MENDELSON, City Passenger Agent. Kerkhoff Bldg., Phone Mutual 0111 H. LONDON MORRIS, Ticket Agent. WALTER GRAY, General Agt., P. & S. F. Ry. R. F. HODGINS, Asst. General Agent. F. A. BELL, Div. Frt. Agt. Lubbock, Texas—401-2 Myrick Bldg., Phone 1178. E. KANCHER, Div. Frt. and Pass'r Agent. E. A. TUSHA, Trav. Frt. and Pass'r Agent. Lucerne, Switzerland—PICKFORDS, LTD., 7 Haldenstrasse. Lugano, Switzerland—PICKFORDS, LTD., 17 Via Nassa on the Quai. Melbourne, Australia—DALGETY & CO., LTD., Australian Agents. Mexico City, Mex.—206 Borda Bldg. Bolivar No. 24 W. H. HARLOW, General Agent. J. BANUET, JR., Trav. Frt. and Pass'r Agent. Milwaukee, Wis.—401 Majestic Bldg., Phone Marquette 7140 and 7141 J. A. ELMSLIE, General Agent. R. C. RAYBOURNE, City Passenger Agent. L. H. McCLURE, Trav. Pass'r Agent. Minneapolis, Minn.—211 Metropolitan Life Bldg., Phone Geneva 9135 E. L. JANSEN, General Agent. F. R. CONNELL, Passenger Agent. S. B. WILCOX, Traveling Passenger Agent. THOS. CLOHESY, Trav. Pass'r Agent. Montreux, Switzerland—81 Grand Rue. PICKFORDS, LTD. New Orleans, La.—601-602 Whitney Bldg., Phone Raymond 3393 J. A. FITZGERALD, General Agent. A. A. BOYLE, City Freight & Pass'r Agent. H. J. BLANCHARD, City Freight & Pass'r Agt. A. C. TRICOU, Trav. Frt. & Pass'r Agent. New York City, N. Y.—505 Fifth Ave. (second floor), Ph. Vanderbilt 3-3791 (Passenger) E. F. BURNETT, Gen. Agent Pass'r Dept. G. DORENTE, Traveling Passenger Agent. C. E. EATON, City Passenger Agent. ROBERT MILLS, City Passenger Agent. E. J. HASSIG, City Passenger Agent. ARTHUR DRABBLE, City Passenger Agent. 225 Broadway, Phone Barclay 7780 (Freight) R. P. BIRD, General Agt. Frt. Dept. Nice, France—2 Place Grimaldi STE AME PICKFORDS. Oakland, Calif.—432 Thirteenth St. Phone Humboldt 9730 T. A. RIGDON, Division Passenger Agent. S. E. PORTER, Traveling Passenger Agent. FRANK G. COLE, Division Freight Agent. Fortieth St. and San Pablo Ave. J. B. BAKER, Agent. Oklahoma City, Okla., 6 S. Robinson St. (Passenger), Phone 2-2151 GLENN EDDIE, Division Passenger Agent. W. A. MCKINLEY, City Passenger Agent. H. C. GALLUP, Traveling Passenger Agent. 707 Commerce Exchange (Freight), Phone 2-0207 G. W. SMITH, Division Freight Agent. Ostend, Belgium—AGENCE CONTINENTALE & ANGLAISE, Station Quai. Palo Alto, Calif.—177 University Ave. H. F. McFEELY, Passenger Agent. Paris, France—12 Rue de Port Mahon, (opera). STE AME PICKFORDS. Pasadena, Calif.—Santa Fe Station, Phone Terrace 4193 CHAS. COBB, Passenger Agent. J. P. COBAND, Passenger Agent. W. R. FLYNN, Agent. Peoria, Ill.—211 Jefferson Bldg., Phone 8344 O. H. THOMAS, General Agent. BYRON A. WENKER, Trav. Pass'r Agent. Perth, Australia—DALGETY & CO., LTD., Australian Agents. Philadelphia, Pa.—302-3 Franklin Trust Bldg., 1500 Chestnut St. at 15th Phone Rittenhouse 1464-1465. D. L. THORNBURY, General Agent. G. C. DILLARD, District Passenger Agent. J. A. MALONEY, Traveling Passenger Agent. S. A. BOND, Traveling Passenger Agent. H. N. ECCLESTON, City Passenger Agent. (Concluded on page 7)

Santa Fe Traffic Agencies—Concluded

Phoenix, Ariz.—149 N. Central Ave., Phone 41181 G. W. BROWN, Div. Freight and Pass'r Agt. FRANK F. DAVIS, City Ticket Agent. H. H. MURRAY, Trav. Frt. and Pass'r Agt. B. J. McNICHO, Trav. Frt. and Pass'r Agt. J. H. FORBES, Trav. Frt. and Pass'r Agt. Pittsburgh, Pa.—1222 Gulf Bldg., Phones Atlantic 2851 (Freight) Atlantic 2937 (Passenger) J. W. MUNSELL, General Agent. C. H. BEACH, District Passenger Agent. L. A. BOEGEBMAN, City Passenger Agent. K. V. HENDERSON, Traveling Pass'r Agent. J. C. HAMILTON, Traveling Passenger Agent. Plymouth, England—16 Whimpe Street. PICKFORDS, LTD. Pomona, Calif.—Santa Fe Station H.M. BAADE, Freight and Passenger Agent. Portland, Ore.—508 Spalding Bldg., Phone Atwater 5571 L. C. KRAMER, General Agent. L. J. ARMSTRONG, Trav. Frt. & Pass. Agt. Pueblo, Colo.—401 N. Union Ave., Ph. 73 (Passenger) and 223 (Freight). C. G. NIKIRK, City Passenger Agent. F. D. GAHAGAN, Division Freight Agent. Redondo Beach, Calif.—Santa Fe Depot, Ph. 13 E. E. WILLIAMS, Agent. Riverside, Calif.—Santa Fe Depot. R. J. EARLY, Passenger Agent. F. P. HINGE, Agent (Phone 540) Sacramento, Calif.—1000 10th St., Ph. Main 1094 ROBT. S. HIRSCH, General Agent. C. S. LOEHR, Trav. Passenger Agent. R. J. ABBOTT, Trav. Frt. & Pass'r Agt. St. Joseph, Mo.—505 Francis St. Phones 6-0110 and 6-0111 C. H. ROESLE, Div. Frt. and Pass'r Agt. R. E. LINDLEY, Trav. Passenger Agent. A. E. BETHARD, City Frt. & Pass'r Agent. St. Louis, Mo.—296 Arcade Bldg., Phone Chestnut 7120-1 E. H. DALLAS, General Agent. GEO. R. BAINTRER, City Passenger Agent. E. L. PERRY, JR., City Pass'r Agent. H. T. ABBOTT, Traveling Pass'r Agent. Salt Lake City, Utah—508 Cliff Bldg., Phone Wasatch 2740 J. J. DEVEREUX, General Agent. C. T. BURRIS, Trav. Frt. and Pass'r Agent. F. H. SNYDER, City Frt. and Pass'r Agent. San Angelo, Texas—Room 204, P. & S. F. Passenger Station Phone 3324. R. E. FORBES, Div. Frt. and Pass'r Agt. RALPH TROLINGER, Trav. Frt. & Pass'r Agt. C. ANGLUND, Trav. Frt. and Pass'r Agt. 218 E. Houston St., Phone Garfield 2861 ROSCOE H. DEITIKER, General Agent. ROY R. HUILEY, Traveling Passenger Agent. San Bernardino, Calif.—Santa Fe Sta., Phone 2111 G. E. HARRISON, Div. Frt. and Pass'r Agent. PAUL B. BLANCH, Trav. Passenger Agent. B. E. SCOTT, Trav. Frt. & Pass'r Agent. B. L. HOLMES, Depot Agent. San Diego, Calif.—U. S. Grant Hotel Block; Phone Franklin 2101 W. B. FRISBIE, Div. Passenger Agent. F. E. BRYANT, City Passenger Agent. F. L. HOPE, Division Freight Agent. F. HERKELRATH, Agent. San Francisco, Calif.—601 Market St., Phone Sutter 7600 R. D. JOHNSON, Division Passenger Agent. M. A. PODLECH, Special Passenger Agent. W. W. ZAMZOW, Traveling Passenger Agent. HAS. H. DUFFY, City Passenger Agent. E. LAHARTY, City Passenger Agent. ALLEN W. HINKLE, City Ticket Agent. G. MUELLER, Passenger Agent. W. SHEA, Ticket Agent. J. HAGGERTY, Passenger Agent. Samsone St.—W. HALL, Division Freight Agent. L. BLACKSTONE, Gen'l Agt., P. & S. F. Ry. Pedro, Calif.—201 Seventh St. B. J. LAWRENCE, Passenger Agent. Santa Ana, Calif.—301 N. Main St., Ph. 408 C. D. LINDSEY, Traveling Passenger Agent. C. C. SHORT, Ticket Agent. P. W. DOANE, Agent, Phone 178 Santa Barbara, Calif.—915 State St. Phone 3660. NAT A. BLACK, General Agent. Santa Fe, N. M.—On the Plaza, Phone 45 C. C. BOATRIGT, City Passenger Agent. Santa Monica, Calif.—312 Santa Monica Blvd., Phone 285-88 S. M. SULLIVAN, Passenger Agent. Santa Rosa, Calif.—217 Fourth St. J. B. McDANNELL, General Agent. Seattle, Wash.—The 1411 Fourth Ave. Bldg. GEO. H. NEASE, Trav. Frt. and Pass'r Agent. Southampton, England—81-82 High Street. PICKFORDS, LTD. Stockton, Calif.—Rms 6,7,8, Hotel Stockton Annex E. C. VINCENT, Div. Frt. and Pass'r Agt. H. H. LAMBORN, Trav. Passenger Agent. Sydney, Australia—DALGETY & CO., LTD., Australian Agents. Temple, Texas—R. D. FIELD, City Passenger Agent. J. S. PURDY, Division Freight Agent. Topeka, Kan.—A. T. & S. F. General Office Bldg., Phone 6481 GEO. C. CHAMBERS, Div. Pass'r Agent. R. W. HOBART, Division Freight Agent. Santa Fe Station—T. L. KING, City Pass. Agt. Tulsa, Okla.—Atlas Life Bldg., 417 S. Boston Ave., Phone 3-0173 J. S. ROLLMAN, City Passenger Agent. P. E. TAYLOR, Division Freight Agent. Waco, Texas—507 First State Bank Bldg., Ph. 2600 C. H. CARRINGER, Div. Frt. & Pass'r Agt. Wellington, New Zealand—DALGETY & CO. Whittier, Calif.—125 N. Greenleaf St. F. E. CALVERT, Passenger Agent. Wichita, Kan.—Room 314, Union Nat'l Bank Bldg. L. B. SMITH, D. P. A., Phone 4-0385 W. H. TURNER, D. F. A., Room 320 Union National Bank Bldg. R. E. TORRINGTON, Div. Frt. Agent, 320 Union National Bank Bldg. Wichita Falls, Tex.—1015 Staley Bl., Phone 4037. A. R. MITCHELL, General Agent.

Santa Fe Red Harvey Meal Service

All through passenger trains, which do not carry dining cars, are scheduled to stop at dining stations placed at convenient points along the line, and indicated in time tables thus—●. Ample time is allowed for meals. Dining-room meals for trains en route are served table d'hote price, \$.75 for breakfast and \$1.00 for luncheon and dinner. Service at Chicago, El Paso, Galveston, Houston, Kansas City and Wichita, is a la carte. Lunch rooms offer an extended a la carte service at reasonable prices, as well as club breakfasts, 40 cents to 65 cents; plate luncheons, 50 cents to 75 cents, and plate dinners, 60 cents to 90 cents. Dining-car meals are served a la carte, except that dinner on trains Nos. 3 and 4 (The California Limiteds) and Nos. 23 and 24 (The Grand Canyon Limiteds) is optional, either a la carte or table d'hote. On trains 5 and 6 (The Ranger), and between Chicago and Kansas City on train 9 (The Navajo) and train 22 (The Missionary) table d'hote breakfasts are \$.60 and \$.75; luncheon, \$.90 and dinner \$1.25. Also a la carte service. The Fred Harvey dining cars on The Chief (No. 19 and 20) The California Limited (No. 3 and 4) and on the Ranger (No. 5 and 6) to Texas are air-conditioned the year 'round. Supplementary meal service is available, served in tourist sleepers and chair cars or coaches, on trains 23 & 24, (The Grand Canyon Limited) for passengers not wishing regular dining car meals. Following light refreshments are procurable at reasonable prices: Sandwiches, 15 cents each, Pie, 15 cents per cut, and Coffee, 10 cents per cup.

Table with columns: DINING ROOMS, SEATING CAPACITY, DINE ROOMS, SEATING CAPACITY, DINE ROOMS, SEATING CAPACITY. Lists dining room capacities for various locations like Albuquerque, Amarillo, Arkansas City, Ash Fork, Bakersfield, Barstow, Belen, Brownwood, Canadian, Chanute, Chicago, Clovis, Colorado Spgs., Dodge City, El Paso, Emporia, Ft. Worth, Galveston, Gallup, Grand Canyon, Guthrie, Houston, Hutchninson, Kansas City, Kingman, La Junta, Lamy, Las Vegas, Los Angeles, Merced, Needles, Newton, Purcell, Rincon, San Bernardino, San Diego, Seligman, Slaton, Somerville, Sweetwater, Syracuse, Temple, Topeka, Trinidad, Vaughn, Waynoka, Wellington, Wichita, Williams, Winslow.

Table with columns: The most noteworthy of the Santa Fe hotels are: OF DINING ROOMS, OF GUEST ROOMS, and hotel names like THE BISONTE, EL VAQUERO, THE GRAN QUIVIRA, THE CASTANEDA, EL ORTIZ, THE ALVARADO, EL NAVAJO, LA POSADA, THE FRAY MARGOS, EL TOVAR, THE ESCALANTE, EL GARCES, THE CASA DEL DESIERTO.

SLEEPING CAR RATES

(Quoted by the Pullman Co., Dec. 3, 1933 for information only and subject to change without notice) BETWEEN

	STANDARD CAR			TOURIST CAR	
	Lower Berth	Upper Berth	Com-part-ment	Lower Berth	Upper Berth
Albuquerque and Deming or El Paso	\$ 2.50	\$ 2.00	\$ 4.00	\$ 1.50	\$ 1.00
Albuquerque and Grand Canyon	5.00	4.00	14.00	3.00	2.00
Albuquerque and Los Angeles	7.25	5.80	20.50	26.00	18.00
Albuquerque and Phoenix	5.00	4.00	14.00	3.00	2.00
Albuquerque and San Francisco	8.00	6.40	20.50	26.00	18.00
Albuquerque and Williams	3.75	3.00	10.50	14.00	2.00
Amarillo and Los Angeles	9.50	7.60	25.00	34.00	5.00
Amarillo and San Francisco	10.50	8.40	25.00	34.00	5.00
Amarillo and Los Angeles (via Grand Canyon. See Note 35)	12.25	9.80	43.00	55.00	7.00
Amarillo and San Diego (via Grand Canyon. See Note 35)	12.75	10.20	45.00	57.00	7.50
Amarillo and San Francisco (via Grand Canyon. See Note 35)	13.25	10.60	47.00	59.00	8.00
Amarillo and Williams	5.50	4.40	14.00	3.00	2.00
Ash Fork and Phoenix	2.50	2.00	7.00	9.00	1.25
Bakersfield and San Francisco	2.50	2.00	7.00	9.00	1.25
Brownwood and Los Angeles	10.25	8.20	25.00	36.00	3.75
Brownwood and San Francisco	7.00	5.50	20.50	26.00	3.00
Belem and Los Angeles (via Gd. Can. See Note 35)	10.25	8.20	28.00	35.00	5.25
Chicago and Albuquerque	8.00	6.40	20.50	26.00	3.00
Chicago and Amarillo	8.50	6.80	25.00	32.00	4.25
Chicago and Clovis	7.00	5.60	20.50	26.00	3.00
Chicago and Dallas	7.25	5.80	20.50	26.00	3.00
Chicago and Denver	10.25	8.20	25.00	36.00	3.00
Chicago and El Paso	7.00	5.60	20.50	26.00	3.00
Chicago and Ft. Worth	8.50	6.80	25.00	32.00	4.25
Chicago and Galveston	14.75	11.80	41.50	52.00	7.00
Chicago and Grand Canyon	5.50	4.40	14.00	3.00	2.00
Chicago and Guthrie or Oklahoma City	8.50	6.80	25.00	32.00	4.25
Chicago and Houston	5.50	4.40	14.00	3.00	2.00
Chicago and Independence	3.00	2.40	8.50	11.00	1.50
Chicago and Kansas City	9.75	7.80	27.50	35.00	5.00
Chicago and Lamy	9.00	7.20	25.00	32.00	4.50
Chicago and Las Vegas	18.75	15.00	52.50	66.00	8.00
Chicago and Los Angeles or San Francisco (via Grand Canyon. See Note 35)	15.75	12.60	44.50	56.00	8.00
Chicago and Los Angeles, San Diego, or San Francisco	14.00	11.20	40.00	49.00	7.00
Chicago and Matthe	8.00	6.40	20.50	26.00	3.00
Chicago and Milano	5.00	4.00	14.00	3.00	2.00
Chicago and New Orleans	14.00	11.20	39.50	49.00	7.00
Chicago and Phoenix	13.00	10.80	38.00	48.00	7.00
Chicago and Prescott	3.75	3.00	10.50	14.00	2.00
Chicago and Topeka	5.50	4.40	14.00	3.00	2.00
Chicago and Tulsa	5.50	4.40	14.00	3.00	2.00
Chicago and Wichita	13.50	10.80	35.00	44.00	6.50
Chicago and Williams or Ash Fork	12.50	10.00	35.00	44.00	6.50
Chicago and Los Angeles	9.00	7.20	25.00	32.00	4.50
Clovis and San Diego	9.75	7.80	27.50	35.00	5.00
Clovis and San Francisco	4.25	3.40	12.00	15.00	2.00
Colorado Springs and Albuquerque	6.00	4.80	15.00	20.00	2.50
Colorado Springs and Deming	5.50	4.40	14.00	3.00	2.00
Colorado Springs and El Paso	9.50	7.60	25.00	34.00	5.00
Colorado Springs and Ft. Worth	9.25	7.40	24.00	30.00	4.50
Colorado Springs and Pueblo or Gd. Canyon	9.25	7.40	24.00	30.00	4.50
Colorado Springs and Galveston or Houston	3.75	3.00	10.50	14.00	2.00
Colorado Springs and Lamy	8.50	6.80	25.00	32.00	4.25
Colorado Springs and Pueblo and Williams	7.25	5.80	20.50	26.00	3.00
Colorado Springs or Pueblo and Williams	6.00	4.80	15.00	20.00	2.50
Dallas and Denver	11.00	8.80	30.00	39.00	5.00
Dallas and Los Angeles (via Sweetwater)	12.00	9.60	32.00	42.00	5.50
Dallas and Los Angeles (via Newton)	15.00	12.00	42.00	53.00	7.00
Dallas to Los Angeles (via Newton and Grand Canyon. See Note 35)	5.00	4.00	14.00	3.00	2.00
Denver and Albuquerque	6.75	5.40	18.00	24.00	3.00
Denver and El Paso or Deming	9.00	7.20	25.00	32.00	4.50
Denver and Grand Canyon	8.25	6.60	24.00	30.00	4.00
Denver and Lamy	3.75	3.00	10.50	14.00	2.00
Denver and Las Vegas	9.00	7.20	25.00	32.00	4.50
Denver and Phoenix	11.00	8.80	31.00	39.00	5.00
Denver or Colo. Springs to Los Angeles, San Diego and San Francisco	5.50	4.40	14.00	3.00	2.00
Denver, Colorado Spgs. or Pueblo and Tulsa	8.00	6.40	20.50	26.00	3.00
Denver and Grand Canyon	11.00	8.80	31.00	39.00	5.00
Dodge City and Los Angeles	14.00	11.20	39.50	49.00	7.00
Dodge City and Los Angeles (via Grand Canyon. See Note 35)	11.50	9.20	32.50	41.00	5.75
Dodge City and San Diego or San Francisco	2.50	2.00	7.00	9.00	1.25
Dodge City and Colorado Springs or Denver	8.00	6.40	20.50	26.00	3.00
Dodge City and Williams	8.00	6.40	20.50	26.00	3.00
Dodge City and Denver	10.25	8.20	25.00	36.00	3.00
Ft. Worth and Los Angeles (via Sweetwater)	12.00	9.60	32.00	42.00	5.50
Ft. Worth and Los Angeles (via Newton & Grand Canyon. See Note 35)	15.00	12.00	42.00	53.00	7.00
Fresno and Phoenix	5.50	4.40	14.00	3.00	2.00
Fresno and San Francisco	8.00	6.40	20.50	26.00	3.00
Galveston or Houston and Denver	12.00	9.60	32.00	42.00	5.50
Galveston or Houston and Los Angeles	15.00	12.00	42.00	53.00	7.00
Galveston and Los Angeles (via Grand Canyon. See Note 35)	9.50	7.60	27.00	34.00	5.00
Galveston or Houston and Williams (via Sweetwater)	5.00	4.00	14.00	3.00	2.00
Grand Canyon and Bakersfield	5.00	4.00	14.00	3.00	2.00
Grand Canyon and Los Angeles	13.00	10.40	36.50	46.00	6.00
Grand Canyon and New Orleans	5.50	4.40	14.00	3.00	2.00
Grand Canyon and San Francisco	6.00	4.80	15.00	20.00	2.50
Grand Canyon and Williams	2.50	2.00	7.00	9.00	1.25
Houston and Los Angeles (via Grand Canyon. See Note 35)	15.00	12.00	42.00	53.00	7.00
Houston and Albuquerque	7.25	5.80	20.50	26.00	3.00
Kansas City and Amarillo	5.00	4.00	14.00	3.00	2.00
Kansas City and Bartlesville or Tulsa	2.50	2.00	7.00	9.00	1.25
Kansas City and Clovis	5.50	4.40	14.00	3.00	2.00
Kansas City and Dallas	4.25	3.40	12.00	15.00	2.00
Kansas City and Deming	8.00	6.40	20.50	26.00	3.00
Kansas City and Dodge City	7.25	5.80	20.50	26.00	3.00
Kansas City and El Paso	10.00	8.00	28.00	35.00	5.25
Kansas City and Flagstaff	2.50	2.00	7.00	9.00	1.25
Kansas City and Ft. Madison or Galesburg	4.25	3.40	12.00	15.00	2.00
Kansas City and Ft. Worth	4.25	3.40	12.00	15.00	2.00
Kansas City and Grand Canyon	11.75	9.40	33.00	42.00	6.00

(Quoted by the Pullman Co., Dec. 3, 1933 for information only and subject to change without notice) BETWEEN

	STANDARD CAR			TOURIST CAR	
	Lower Berth	Upper Berth	Com-part-ment	Lower Berth	Upper Berth
Kansas City and Guthrie or Oklahoma City	\$ 2.75	\$ 2.20	\$ 5.00	\$ 1.75	\$ 1.20
Kansas City and Houston or Galveston	6.00	4.80	15.00	20.00	2.50
Kansas City and Hutchinson	2.50	2.00	7.00	9.00	1.25
Kansas City and Independence	2.00	1.60	5.00	6.00	1.00
Kansas City and Lamy	6.75	5.40	19.00	24.00	3.00
Kansas City and Las Vegas	6.00	4.80	15.00	20.00	2.50
Kansas City and Los Angeles or San Francisco (via Grand Canyon. See Note 35)	16.25	13.00	45.50	57.00	7.00
Kansas City and Los Angeles, San Diego, or San Francisco	13.25	10.60	37.50	47.00	5.50
Kansas City and Matthe	11.00	8.80	32.00	42.00	5.00
Kansas City and Milano or Temple	5.50	4.40	14.00	3.00	2.00
Kansas City and Phoenix	12.50	10.00	35.00	44.00	6.50
Kansas City and Prescott	4.25	3.40	12.00	15.00	2.00
Kan. Cy. & Pueb. Col. Spgs. Denv., La Junta	6.50	5.20	17.00	22.00	2.75
Kansas City and Sweetwater	2.50	2.00	7.00	9.00	1.25
Kansas City and Tulsa	10.50	8.40	29.50	39.00	5.00
Kansas City and Williams or Ash Fork	2.50	2.00	7.00	9.00	1.25
Kansas City and Winfield or Wichita	2.50	2.00	7.00	9.00	1.25
Kansas City and Winslow	11.25	9.00	31.50	40.00	5.00
Kiowa and Los Angeles	11.75	9.40	33.00	42.00	6.00
Kiowa and San Diego	12.00	9.60	34.00	42.00	6.00
Kiowa and San Francisco	6.00	4.80	15.00	20.00	2.50
Lamy and Grand Canyon	8.00	6.40	22.50	28.00	4.00
Lamy and Los Angeles	11.00	8.80	31.00	39.00	5.00
Lamy and Los Angeles via Grand Canyon	3.75	3.00	10.50	14.00	2.00
Lamy and Winslow	3.75	3.00	10.50	14.00	2.00
Las Vegas and El Paso or Deming	8.00	6.40	22.50	28.00	4.00
Las Vegas and Los Angeles	9.00	7.20	25.00	32.00	4.50
Las Vegas and San Francisco	4.00	3.20	11.50	14.00	2.25
Los Angeles and Ash Fork	11.00	8.80	31.00	39.00	5.00
Los Angeles, San Diego or San Francisco and Los Angeles	11.00	8.80	31.00	39.00	5.00
Los Angeles, San Diego or San Francisco and Los Angeles, San Diego or San Francisco	14.00	11.20	39.50	49.00	7.00
Los Angeles (via Grand Canyon and La Junta)	10.25	8.20	29.00	36.00	5.25
Los Angeles or San Francisco and La Junta or Pueblo	15.00	12.00	42.00	53.00	7.00
Los Angeles, San Diego or San Francisco and St. Louis	18.00	14.40	50.50	63.00	8.25
Los Angeles (via Grand Canyon. See Note 35)	15.75	12.60	44.50	56.00	8.25
Los Angeles, San Diego or San Francisco and Los Angeles, San Diego or San Francisco	18.75	15.00	52.50	66.00	8.00
Los Angeles, San Diego or San Francisco and Minneapolis (via Grand Canyon. See Note 35)	14.00	11.20	39.50	49.00	7.00
Los Angeles, San Diego or San Francisco and New Orleans	2.00	1.60	6.00	7.00	1.00
Los Angeles and San Diego	4.25	3.40	12.00	15.00	2.25
Los Angeles and Williams	5.00	4.00	14.00	3.00	2.00
Los Angeles and Winslow	15.75	12.60	44.50	56.00	8.25
Los Angeles and Los Angeles, San Fran. or Minneapolis and Los Angeles, San Fran. or San Diego	18.75	15.00	52.50	66.00	8.00
Mir'pls and Los Angeles, San Fran. or San Diego (via Grand Canyon. See Note 35)	14.00	11.20	39.50	49.00	7.00
New Orleans and Los Angeles, San Diego or San Francisco	3.75	3.00	10.50	14.00	2.00
Newton and Amarillo	3.75	3.00	10.50	14.00	2.00
Newton and Dallas or Ft. Worth	3.75	3.00	10.50	14.00	2.00
Newton or Burton and Pueblo, Col. Springs, or Denver	12.00	9.60	34.00	42.00	6.00
Newton or Burton and Los Ang. or San Fran. Okla. City and Colo. Spgs. and Denver	5.50	4.40	14.00	3.00	2.00
Oklahoma City and Dallas or Ft. Worth	2.50	2.00	7.00	9.00	1.25
Oklahoma City and Galveston or Houston	3.75	3.00	10.50	14.00	2.00
Oklahoma City and Grand Canyon	11.00	8.80	31.00	39.00	5.00
Okla. City and Los Angeles (via Grand Canyon. See Note 35)	15.00	12.00	42.00	53.00	7.00
Okla. City and Los Angeles	12.00	9.60	34.00	42.00	6.00
Oklahoma City and San Diego or San Francisco	12.75	10.20	35.00	44.00	6.50
Phoenix and Kansas City	11.50	9.20	32.50	41.00	5.75
Phoenix and Los Angeles (via Parker)	6.00	4.80	15.00	20.00	2.50
Phoenix and San Francisco (via Parker)	4.25	3.40	12.00	15.00	2.00
Pueblo and Albuquerque	6.00	4.80	15.00	20.00	2.50
Pueblo and El Paso	8.50	6.80	24.00	30.00	4.50
Pueblo and Grand Canyon	10.25	8.20	29.00	36.00	5.25
Pueblo and La Junta and Los Ang. or San Fran. Pueblo or La Junta and Los Angeles or San Francisco (via Grand Canyon. See Note 35)	13.25	10.60	37.50	47.00	5.50
Pueblo or La Junta and San Diego	11.00	8.80	31.00	39.00	5.00
St. Louis and Los Angeles, San Diego or San Francisco	15.00	12.00	42.00	53.00	7.00
St. Louis & Los Angeles or San Francisco (via Grand Canyon. See Note 35)	18.00	14.40	50.50	63.00	8.25
St. Louis and Pueblo, Colo. Spgs. or Denver	6.75	5.40	18.00	24.00	3.00
St. Louis and Phoenix	12.50	10.00	35.00	44.00	6.50
San Antonio and Chicago	9.00	7.20	25.00	32.00	4.50
San Antonio and Colorado Springs	8.00	6.40	20.50	26.00	3.00
San Antonio and Denver	8.50	6.80	25.00	32.00	4.25
San Antonio and Ft. Worth or Dallas	2.50	2.00	7.00	9.00	1.25
San Antonio and Kansas City	6.00	4.80	15.00	20.00	2.50
San Antonio and Oklahoma City	4.25	3.40	12.00	15.00	2.00
San Antonio and Wichita	5.50	4.40	14.00	3.00	2.00
San Diego and Chicago	15.75	12.60	44.50	56.00	8.25
San Diego and Kansas City	13.25	10.60	37.50	47.00	5.50
San Diego and Minneapolis	15.75	12.60	44.50	56.00	8.25
San Diego and St. Louis	14.00	11.20	39.50	49.00	7.00
San Diego and Tulsa	3.00	2.40	8.50	11.00	1.50
San Francisco and Barstow	11.00	8.80	31.00	39.00	5.00
San Francisco and Colo. Springs or Denver	15.75	12.60	44.50	56.00	8.25
San Francisco and Chicago	18.75	15.00	52.50	66.00	8.00
San Francisco and Chicago (via Grand Canyon. See Note 35)	6.00	4.80	15.00	20.00	2.50
San Francisco and Grand Canyon	13.25	10.60	37.50	47.00	5.50
San Francisco and Kansas City	14.00	11.20	39.50	49.00	7.00
San Francisco and New Orleans	15.00	12.00	42.00	53.00	7.00
San Francisco and St. Louis	5.50	4.			

MISCELLANEOUS INFORMATION

NOT RESPONSIBLE. The Atchison, Topeka & Santa Fe Railway System will not be responsible for errors in these time tables, nor for inconvenience or damage resulting from delayed trains, or failure to make connections. Schedules herein are subject to change without notice.

For this train as indicated herein, provided Pullman conductor or agent at terminal has unsold Pullman space at train time which can be assigned to passenger through to destination.

The California Limited (No. 4) carries first-class sleeping car passengers only and is for through travel to California points south and north of Barstow. Does not carry local passengers except from Chicago to Kansas City, but will stop at any station east of Albuquerque to pick up through passengers to destinations first mentioned, provided Pullman space has been secured in advance.

TRAVELERS AID SOCIETIES. Representatives of Travelers Aid Societies are at many of the larger stations for purpose of relieving distress and assisting the unprotected. Those in need of such service should inquire of station force for representative of the Travelers Aid Society.

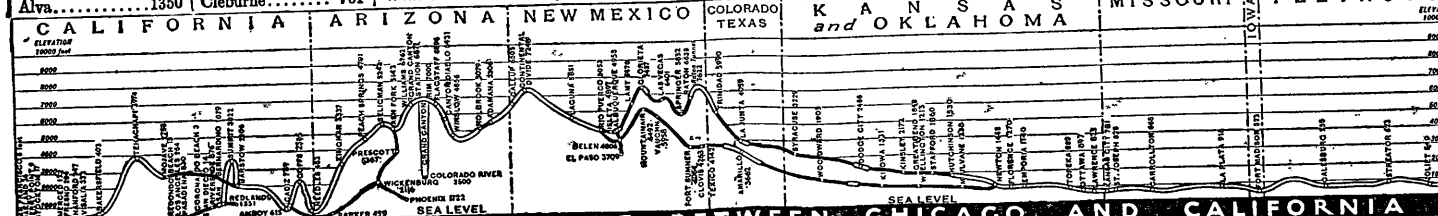
EXPRESS AND TELEGRAPH. Railway Express Agency Inc., also the Western Union Telegraph Co., operate along the Santa Fe. Wherever there is a station agent, you will find a Western Union telegraph office. Telegraph blanks are supplied in sleeping cars and parlor cars.

SANITARY TOILET ARTICLES. News agents on Santa Fe trains have for sale packages containing sanitary toilet articles. One package, sold for five cents, contains one frictional wash cloth, another package, sold for ten cents, contains six paper towels, one sani-comb, one wash cloth, and one cake of soap.

Attendant and Transfer Service. Santa Fe trains at Chicago, Kansas City, St. Joseph, Pueblo, Colorado Springs, Denver, San Bernardino, Los Angeles, San Diego, San Francisco, Oakland, Wichita, Tulsa, Oklahoma City, Ft. Worth, Dallas, Houston, Galveston and El Paso are met by a corps of uniformed attendants, whose duty it is to assist passengers in reaching omnibuses or street cars, or direct them to the auto or taxi-cab service in the station.

In general guides wear a blue uniform and red cap, distinguishing them from other employees. At Galveston, the uniform and caps are khaki color. Details of transfer service follow: Incoming trains so that passengers may arrange with him for transfer of themselves and baggage to other stations or loop hotels or for the handling of their baggage from Dearborn Station to any city address.

Table of Altitudes of Principal Stations. Lists cities and their altitudes in feet across various states including Missouri, Illinois, Kansas, Oklahoma, Texas, New Mexico, Colorado, Arizona, and California.



Condensed Schedules Transcontinental Trains

Condensed Schedules Transcontinental Trains. WEST—Read down and EAST—Read down. Tables showing train numbers, departure times, and arrival times for various routes including Chicago (C.S.T.), San Francisco, Los Angeles, San Diego, and others.

Stop-overs

First-class One-way and Intermediate Class (One-way Tourist) Tickets have a transit limit of thirty days and stop-overs are allowed at all points enroute within that limit.

One-way Coach Tickets have a transit limit of eight days from Chicago and Kansas City to California with proportionate limits from other points and stop-overs are allowed at all points within such transit limits.

All Round-trip Tickets allow liberal stop-overs within final return limit. For particulars inquire of agent.

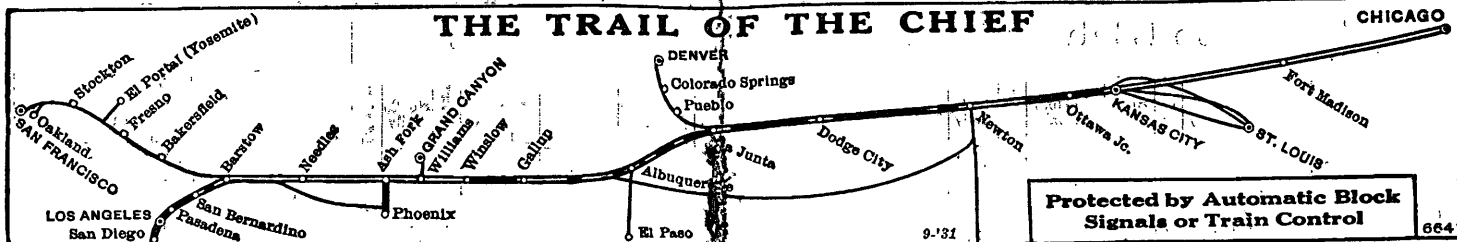
Below is a list of typical points at which stop-overs are most frequently obtained:

- Adamana, Ariz., for Petrified Forest. Albuquerque, N. M. Amarillo, Tex. Ash Fork, Ariz. Bakersfield, Calif. Chicago, Ill. Chillicothe, Ill. Clovis, N. M. Colorado Springs, Colo. Colton, Calif. Dallas, Tex. Deming, N. M. Denver, Colo. El Paso, Tex. Exeter, Calif. Flagstaff, Ariz. Fort Madison, Ia. Fort Worth, Tex. Fresno, Calif. Galesburg, Ill. Gallup, N. M. Grand Canyon, Ariz. Holbrook Ariz., for Petrified Forest. Houston, Tex. Hutchinson, Kans. Indian-detour (see Lamy). Kansas City, Mo. La Junta, Colo. Lamy, N. M., for Indian-detours. Las Vegas, N. M. Lawrence, Kans. Los Angeles, Calif. Merced, Calif., for Yosemite. Needles, Calif. Newton Kans. Oakland, Calif. Oklahama City, Okla. Pasadena, Calif. Petrified Forest (see Adamana and Holbrook). Phoenix, Ariz. Prescott, Ariz. Pueblo, Colo. Raton, N. M. Redlands, Calif. Riverside, Calif. St. Joseph, Mo. San Bernardino, Calif. San Diego, Calif. San Francisco, Calif. Santa Fe, N. M., for Indian-detours. Stockton, Calif. Topeka, Kans. Trinidad, Colo. Visalia, Calif. Wellington, Kans. Wichita, Kans. Williams, Ariz., for side trip to Grand Canyon National Park. Winslow, Ariz. Woodward, Okla. Yosemite National Park.

Passenger must notify conductor before arrival at stop-over point.

THE TRAIL OF THE CHIEF

CHICAGO



Protected by Automatic Block Signals or Train Control

(A) Chicago, Kansas City and California

Table (A) WEST - Via La Junta and Albuquerque. Includes stations like Chicago, St. Louis, Kansas City, La Junta, and San Francisco with departure times.

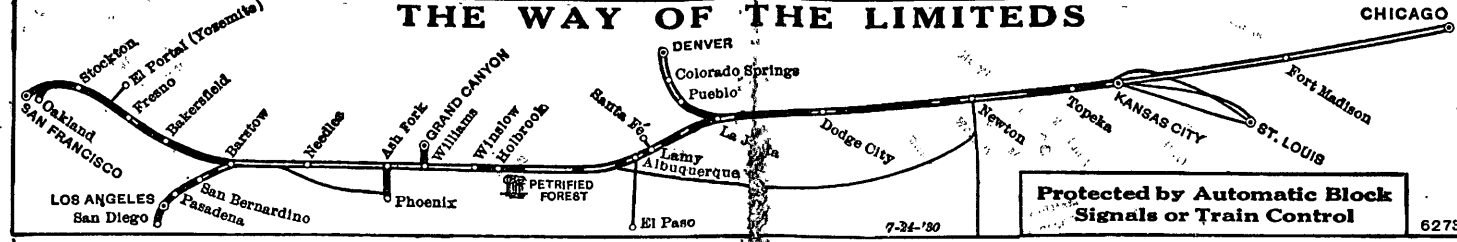
Table (A) EAST - Via Albuquerque and La Junta. Includes stations like San Francisco, Kansas City, Albuquerque, and Chicago with departure times.

Table (A) Connecting Trains. Lists connections to other lines like Santa Barbara, Los Angeles, and San Diego.

Table (A) EQUIPMENT. Details about train services, including No. 19 (The Chief) and No. 20 (The Chief), with descriptions of amenities and schedules.

THE WAY OF THE LIMITEDS

CHICAGO



Protected by Automatic Block Signals or Train Control

(B) Chicago, Kansas City and California (Limited Service)

Table (B) WEST - Via La Junta and Albuquerque. Includes stations like Chicago, St. Louis, Kansas City, La Junta, and San Francisco with departure times.

Table (B) EAST - Via Albuquerque and La Junta. Includes stations like San Francisco, Kansas City, Albuquerque, and Chicago with departure times.

Table (B) Connecting Trains. Lists connections to other lines like Denver, Colorado Springs, and Pueblo.

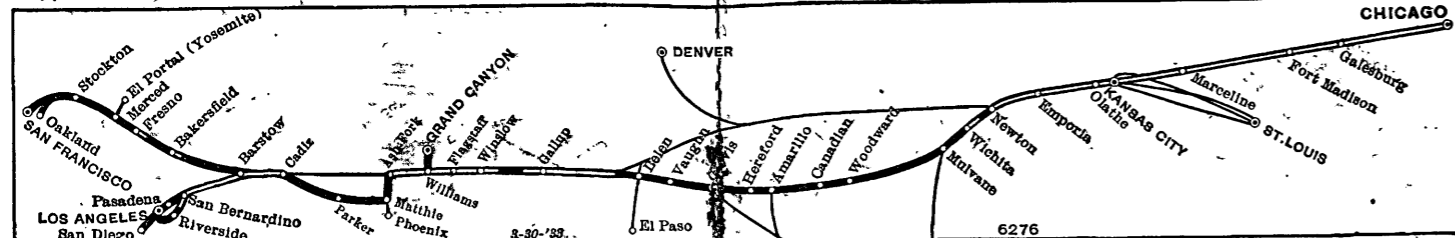
Table (B) EQUIPMENT. Details about train services, including No. 3 (Daily) and No. 23 (Daily), with descriptions of amenities and schedules.

Table (B) Connecting Trains. Lists connections to other lines like Santa Barbara, Los Angeles, and San Diego.

Table (B) EQUIPMENT. Details about train services, including No. 4 (Daily) and No. 24 (Daily), with descriptions of amenities and schedules.

Large advertisement for 'The Chief' train, featuring the text 'There is only ONE Chief' and 'Fastest and most exclusive train to California'. Includes a note about a Phoenix Pullman service.

Explanatory Note: Sec. = Section; Comps. = Compartments; D. R. = Drawing Room; Obs. = Observation. Details about ticket exchanges and standard times.



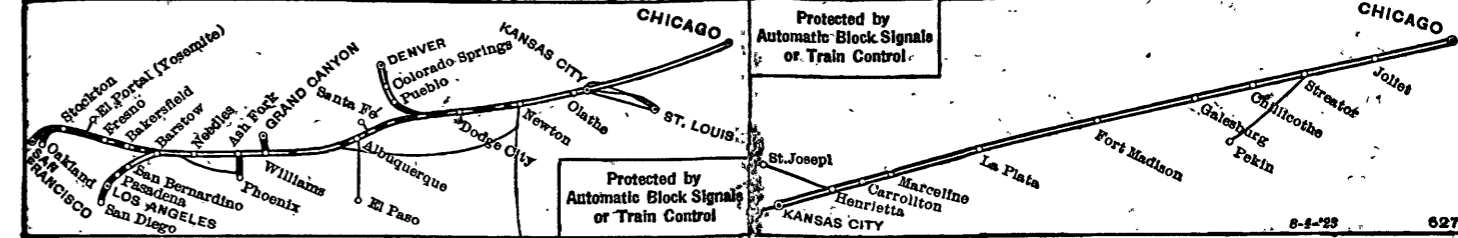
Chicago, Kansas City and California

Table (C) showing train schedules for Chicago, Kansas City and California routes, including stations, times, and equipment.

Table (C) showing connecting trains for various routes, including New Orleans, Houston, and Brownwood.

Equipment and explanatory notes for the Chicago, Kansas City and California routes, detailing sleeping cars, dining cars, and other services.

San Francisco-Oakland Terminals information, including service details and terminal locations.



California and Kansas City, Chicago

Table (D) showing train schedules for California and Kansas City, Chicago routes, including stations, times, and equipment.

Table (D) showing connecting trains for various routes, including Santa Barbara, Los Angeles, and Phoenix.

Equipment and explanatory notes for the California and Kansas City, Chicago routes, detailing sleeping cars, dining cars, and other services.

Explanatory notes for the California and Kansas City, Chicago routes, detailing sleeping cars, dining cars, and other services.

Chicago and Kansas City - WEST

Table (E) showing train schedules for Chicago and Kansas City - WEST routes, including stations, times, and equipment.

Equipment and explanatory notes for the Chicago and Kansas City - WEST routes, detailing sleeping cars, dining cars, and other services.

Chicago and Kansas City - EAST

Table (E) showing train schedules for Chicago and Kansas City - EAST routes, including stations, times, and equipment.

Equipment and explanatory notes for the Chicago and Kansas City - EAST routes, detailing sleeping cars, dining cars, and other services.

Colorado and California—Via Albuquerque

SOUTH and WEST—Read down. EAST and NORTH—Read up

Table with columns for dates (5-6-23, 13-14-7, 13-14-3), stations (Denver, Pueblo, La Junta, etc.), and times for various train services.

Connecting Trains

Table showing connecting train schedules between Denver, Ash Fork, Prescott, and Phoenix.

Colorado and Texas—Via Newton

EAST and SOUTH—Read down. NORTH and WEST—Read up

Table with columns for dates (1-12-27, 5-6-24-5), stations (Denver, Pueblo, La Junta, Newton, etc.), and times for various train services.

EQUIPMENT

No. 5—Denver to Pueblo; No. 6—Pueblo to La Junta; No. 24—La Junta to Newton; No. 5—Newton to Galveston. Daily. (The Ranger).

EQUIPMENT

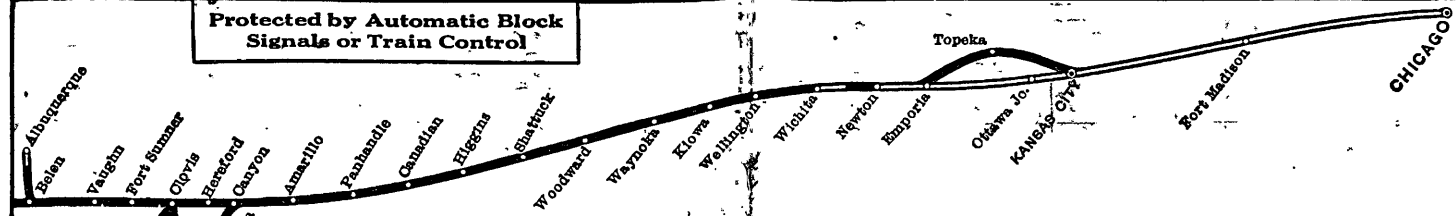
No. 6—Galveston to Newton; No. 23—Newton to La Junta; No. 5—La Junta to Pueblo; No. 6—Pueblo to Denver. Daily. (The Ranger).

EQUIPMENT

No. 13—Denver to Pueblo; No. 14—Pueblo to La Junta; No. 3—La Junta to Los Ang. Daily. (The Calif. Ltd.).

EQUIPMENT

No. 4—Calif. to La Junta; No. 13—La Junta to Pueblo; No. 14—Pueblo to Denver. Daily. (The Navajo).



Central Kansas, Panhandle and Pecos Valley

WEST and SOUTH. NORTH and EAST

Large table with columns for dates (25-15-25, 9-14), stations (Chicago, Kansas City, Topeka, etc.), and times for various train services.

Connecting Trains

Table showing connecting train schedules between Plainview, Floydada, Lubbock, and Seagraves.

Connecting Trains

Table showing connecting train schedules between Lubbock, Crosbyton, and Brownwood.

EQUIPMENT

Sleeping Cars ready for occupancy at Chicago at 9.45 p.m. No. 23—Chicago to Kansas City; No. 15—Kansas City to Wichita; No. 25—Wichita to Carlsbad.

EQUIPMENT

No. 13—Albuquerque to Belen; No. 22—Belen to Chicago. Daily. (The Missionary). Sleeping Car.... Albuquerque to El Paso—12 Sec., D. R., 2 Comps. (on No. 13 from Belen).

Why Pay Rent?—When you can buy a farm in the Panhandle and South Plains of Texas at a low price and on very favorable terms.

Explanatory Note: Sec.—Section; D. R.—Drawing-room; Comp.—Compartment; Obs.—Observation. U. D.—Union Depot. □—Bus, regular railroad tickets exchanged Williams or Grand Canyon without additional charge.

Explanatory Note: Sec.—Section; D. R.—Drawing-room; Comp.—Compartment; Obs.—Observation. M.S.T.—Mountain Standard Time; C.S.T.—Central Standard Time. □—Via Texas and Pacific R.R., connection made at Sweetwater.

Chicago, Kansas, Oklahoma and Texas

Table (L) WEST and SOUTH-Via Purcell. Columns include Mls, Standard Time, 5 Daily, Exam. D'ly Serv., 9-17 Daily, Exam. D'ly Serv., 23-15 Daily, Exam. D'ly Serv. Rows list routes from Chicago to various Texas and Oklahoma cities.

Table (M) NORTH and EAST-Via Purcell. Columns include Mls, Standard Time, 6 Daily, Exam. D'ly Serv., 16-24 Daily, Exam. D'ly Serv., 28-22 Daily, Exam. D'ly Serv., 18-2 Daily, Exam. D'ly Serv. Rows list routes from Chicago to various Texas and Oklahoma cities.

Table (L) Connecting Trains. Columns include Mls, Standard Time, 5 Daily, Exam. D'ly Serv., 9-17 Daily, Exam. D'ly Serv., 23-15 Daily, Exam. D'ly Serv. Rows list connecting routes between major cities.

Table (M) Connecting Trains. Columns include Mls, Standard Time, 6 Daily, Exam. D'ly Serv., 16-24 Daily, Exam. D'ly Serv., 28-22 Daily, Exam. D'ly Serv., 18-2 Daily, Exam. D'ly Serv. Rows list connecting routes between major cities.

EQUIPMENT. No. 5-Chicago to Galveston. Daily. (The Ranger). Sleeping Car... Chicago to Ft. Worth-10 Sec. Obs. Chicago to Kansas City-10 Sec. Lounge. Chicago to Oklahoma City-10 Sec. D. R., 2 Comps.

EQUIPMENT. No. 6-Galveston to Chicago. Daily. (The Ranger). Sleeping Car... Galveston to Chicago-12 Sec. D. R. Galveston to Dallas-12 Sec. D. R. (on No. 65 from Ft. Worth).

New Orleans, Texas and California

Table (M) WEST-Via Houston-Clovis and Albuquerque. Columns include Mls, STATIONS, 5-6-91-92-97-3 Daily, THE CALIFORNIA SPECIAL By Days. Rows list routes from New Orleans to various California cities.

Table (M) EAST-Via Albuquerque, Clovis and Houston. Columns include Mls, STATIONS, 22-98-91-92-5-6 Daily, THE MISSIONARY By Days. Rows list routes from New Orleans to various Texas and California cities.

Table (M) Connecting Trains. Columns include Mls, Standard Time, 9-30PM Sun, Mon, Tues, Wed, Thur, Fri, Sat. Rows list connecting routes between major cities.

Table (M) Connecting Trains. Columns include Mls, Standard Time, 9-30PM Sun, Mon, Tues, Wed, Thur, Fri, Sat. Rows list connecting routes between major cities.

EQUIPMENT. No. 5-New Orleans to Houston; No. 6-Houston to Temple; No. 91-Temple to Sweetwater; No. 92-Sweetwater to Texas; No. 97-Texas to Clovis; No. 9-Clovis to California. Daily. (The California Special).

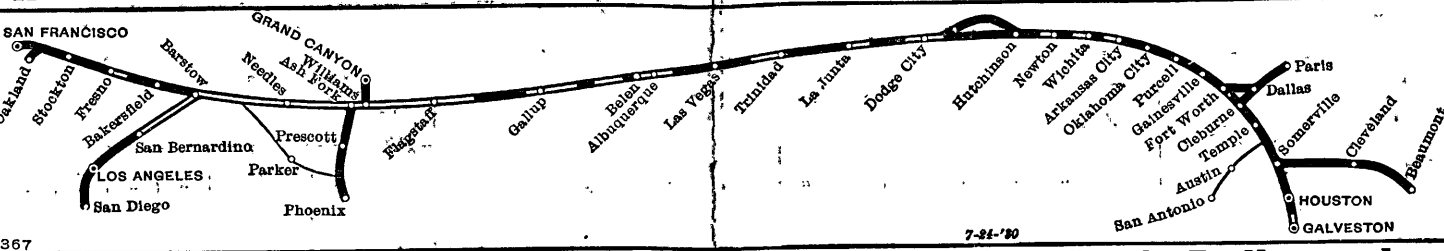
EQUIPMENT. No. 22-Los Angeles to Clovis; No. 98-Clovis to Texas; No. 91-Texas to Sweetwater; No. 92-Sweetwater to Temple; No. 5-Temple to Houston; No. 6-Houston to New Orleans. Daily. (The Missionary).

Explanatory Note: Sec. = Section; D. R. = Drawing-room; Obs. = Observation; f Flag stop. C.S.T. = Central Standard Time. M.S.T. = Mountain Standard Time. P.S.T. = Pacific Standard Time.

Table (N) Dallas and West Texas. Columns include Read down, WEST and EAST, Read up. Rows list routes between Dallas and various Texas cities.

Explanatory Note: Sec. = Section; D. R. = Drawing-room; Comps. = Compartments; Obs. = Observation. A Stops to discharge paying passengers holding tickets of other lines...

EQUIPMENT. T. & P. No. 7-Dallas to Sweetwater; No. 94-Sweetwater to Amarillo. Daily. Sleeping Car... Dallas to Amarillo-12 Sec. D. R.



(O) Texas, Oklahoma and California

NORTH and WEST Via Newton and La Junta EAST and SOUTH

Read down		Read up									
Ex. Dly. Serv.	16-7 Daily	Ex. Dly. Serv.	2-15 Daily	Ex. Dly. Serv.	24-5 Daily	Ex. Dly. Serv.	4-15 Daily	Ex. Dly. Serv.	20-15 Daily	Ex. Dly. Serv.	22-27 Daily
	AM	PM		AM	PM		AM	PM	AM	PM	
	7:00	7:45	8:00	7:45	8:45	9:35	8:45	8:45			
	9:05	9:30	9:05	8:45	9:45	9:35	9:15	8:45			
	2:22	1:35	2:25	1:45	2:45	2:45	2:25	2:05			
	6:25	5:45	6:25	5:00	6:00	5:55	5:35	5:15			
	7:20	6:30	7:20	6:00	7:00	6:55	6:35	6:15			
	9:30	8:45	9:30	8:15	9:15	9:10	8:55	8:35			
	10:20	9:30	10:20	9:15	10:15	10:10	9:55	9:35			
	11:00	10:15	11:00	10:00	11:00	10:55	10:40	10:20			
	12:43	12:00	12:43	11:45	12:45	12:40	12:25	12:05			
	5:00	4:15	5:00	4:00	5:00	4:55	4:40	4:20			
	9:50	9:05	9:50	8:55	9:55	9:50	9:35	9:15			
	10:30	9:45	10:30	9:40	10:40	10:35	10:20	10:00			
	2:15	1:30	2:15	1:25	2:25	2:20	2:05	1:45			
	9:05	8:20	9:05	7:30	8:30	8:25	8:10	7:50			
	3:05	2:20	3:05	1:35	2:35	2:30	2:15	1:55			
	7:20	6:35	7:20	5:50	6:50	6:45	6:30	6:10			
	1:20	1:35	1:20	1:05	2:05	2:00	1:45	1:25			
	2:00	1:15	2:00	1:00	2:00	1:55	1:40	1:20			
	4:40	3:55	4:40	3:10	4:10	4:05	3:50	3:30			
	8:05	7:20	8:05	6:35	7:35	7:30	7:15	6:55			
	8:45	7:55	8:45	7:20	8:20	8:15	8:00	7:40			
	5:30	4:45	5:30	4:10	5:10	5:05	4:50	4:30			
	9:00	8:15	9:00	7:40	8:40	8:35	8:20	8:00			
	1:35	1:50	1:35	1:20	2:20	2:15	2:00	1:40			
	4:05	3:20	4:05	2:45	3:45	3:40	3:25	3:05			
	6:30	5:45	6:30	5:10	6:10	6:05	5:50	5:30			
	12:15	11:30	12:15	11:00	12:00	11:55	11:40	11:20			
	7:50	7:05	7:50	6:40	7:40	7:35	7:20	7:00			
	8:02	7:17	8:02	7:00	8:00	7:55	7:40	7:20			
	8:50	8:05	8:50	7:50	8:50	8:45	8:30	8:10			

Connecting Trains

Ex. Dly. Serv.	5-25 Su.	6-00 Su.	6-25 Su.	0 Lv. Ft. Worth	Ar. Ft. Worth	Ex. Dly. Serv.	11-39 Th.	10-42 Th.	11-39 We.	11-39 We.
	5:25	6:00	5:25	0	11:39		10:42	11:39	11:39	11:39
	7:45	8:20	7:45	90	9:30		8:20	9:30	9:30	9:30
	8:00	8:50	8:00	0	7:50		8:30	7:50	7:50	7:50
	12:14	1:10	12:14	149	5:10		3:35	5:10	5:10	5:10

EQUIPMENT

No. 16—Galveston to Newton; No. 3—Newton to California. Daily. (The California Limited).
 Club-Lounge Car, Newton to Los Angeles.
 Sleeping Car, Dallas to Kansas City—12 Sec., D. R. (on No. 16 from Newton).
 Dallas to Oklahoma City—16 Sec.
 Chicago to Los Angeles—10 Sec., 2 D. R., 2 Comps. (on No. 3 to Newton).
 Chicago to San Diego—8 Sec., D. R., 2 Comps. (on No. 3 to Newton; on No. 72 from Los Angeles).
 Chicago to San Francisco—10 Sec., D. R., 2 Comps. (on No. 3 to Newton; on No. 9 from Barstow).
 Chicago to Los Angeles—3 Comps., 2 D. R., Obs. (on No. 3 to Newton).
 St. Louis to Los Angeles—8 Sec., D. R., 2 Comps. (on No. 3 to Newton).
 Los Angeles to San Diego. Chair Car. Galveston to Newton.
 Air-conditioned Dining Car Serves all meals west of Newton (Fred Harvey service).

No. 6—Galveston to Newton; No. 23—Newton to California. Daily. (The Grand Canyon Limited).
 Club Car, Newton to Los Angeles.
 Sleeping Car, Galveston to Chicago—12 Sec., D. R. (on No. 6 from Newton).
 San Angelo to Dallas—12 Sec., D. R. (on No. 6 from Temple).
 Fort Worth to Chicago—10 Sec., Obs. (on No. 6 from Newton).
 San Antonio to Dallas—12 Sec., D. R. (via M. P. Lines to Milano; on 5-6 from La Junta).
 Okla. City to Chicago—10 Sec., D. R., 2 Comps. (on 6 from Newton).
 Chicago to Denver—10 Sec., D. R., 2 Comps. (on No. 5-6 from La Junta).
 Chgo to Phoenix (via Gd. Cany.)—8 Sec., D. R., 2 Comps. (on No. 23 to Newton).
 Chicago to Phoenix—10 Sec., D. R., 2 Comps. (on No. 23 to Newton; on No. 47 from Ash Fork).
 Chicago to Los Angeles—3 Comps., 2 D. R., Obs. and 14 Sec. (on No. 23 to Newton).
 Denver to Albuquerque—12 Sec. 1 D. R., 1 Comp. (on No. 5-6 to La Junta).
 Barstow to San Francisco—12 Sec., D. R.
 Tourist Sleeper, Newton to Los Angeles (from Chicago). Barstow to San Francisco.
 Dining Car, Ft. Worth to Newton. Newton to California (Fred Harvey Service).
 Chair Car, Galveston to Los Angeles (with changes en route). Barstow to Oakland.
 No. 7—Carries coach passengers only between all regular stops.

Explanatory Note: Sec.—Section; D.R.—Drawing-room; Comps.—Compartments; Obs.—Observation. Sleeper ready for occupancy 9:00 p.m. Via T. & P. Ry. f. Flagstop. Fred Harvey Auto-service, regular railroad tickets exchanged for motor tickets at Williams or Grand Canyon without additional charge. Certain employee and other Special Rate tickets will be exchanged only on payment of the difference. C.S.T.—Central Standard Time. M.S.T.—Mountain Standard Time. P.S.T.—Pacific Standard Time. A Stops to receive or discharge interstate passengers only. B Stops on signal to receive or discharge interstate passengers only. C Connection made at San Bernardino. E Connection made at Fullerton.

(P) Paris, Dallas and Galveston

Read down EAST and SOUTH Read up

Read down		Read up	
Ex. Dly. Serv.	9-709-68 Daily	Ex. Dly. Serv.	6-65-67 Daily
	6:45 PM Sun.	0 Lv. Ft. Worth	6:00 AM Tues.
	1:30 AM Mon.	239 Lv. St. Louis	1:10 AM Mon.
	9:35 AM	416 Lv. Springfield	6:15 PM Mon.
	2:35 PM	585 Lv. Ft. Smith	1:05 PM
	2:45 PM	585 Lv. Paris	12:25 PM
	6:25 PM	886 Lv. Dallas	8:35 AM
	9:30 PM	680 Lv. Dallas	7:45 AM
	10:20 PM	717 Lv. Ft. Worth	6:55 AM
	10:50 PM	717 Lv. Ft. Worth	6:30 AM
	11:35 PM	746 Lv. Cleburne	5:45 AM
	2:00 AM Tues.	846 Lv. Temple	3:10 AM
	3:35 AM	889 Lv. Milano	1:35 AM

EQUIPMENT

No. 66—Dallas to Ft. Worth; No. 5—Ft. Worth to Galveston. Daily.
 Sleeping Car, Dallas to Galveston—12 Sec., D. R.
 Denver to San Antonio—12 Sec., D. R. (via Mo. Pac. lines from Milano).
 Brownwood to San Antonio—12 Sec., D. R. (on No. 92 to Temple).
 Dallas to San Angelo—12 Sec., D. R. (from Temple on No. 77).
 Chair Car, Dallas to Ft. Worth. Ft. Worth to Galveston.
 Motor Car Service, Paris to Dallas.
No. 6—Galveston to Ft. Worth; No. 65—Ft. Worth to Dallas. Daily.
 Sleeping Car, Galveston to Dallas—12 Sec., D. R.
 San Antonio to Denver—12 Sec., D. R. (via Mo. Pac. lines to Milano).
 San Antonio to Brownwood—12 Sec., D. R. (on No. 91 from Temple).
 San Angelo to Dallas, 12 Sec., D. R. (on No. 78 to Temple).
 Chair Car, Galveston to Ft. Worth. Ft. Worth to Dallas.
 Motor Car Service, Dallas to Paris.

EQUIPMENT

No. 24—California to Newton; No. 5—Newton to Galveston. Daily. (The Grand Canyon Limited).
 Club Car, Los Angeles to Newton.
 Sleeping Car, San Francisco to Barstow—12 Sec., D. R.
 Los Angeles to Chicago—3 Comp., 2 D. R., Obs. (on No. 24 from Newton).
 Los Angeles to Chicago—12 Sec., D. R. (on No. 24 from Newton).
 Los Angeles to Chicago (via Grand Canyon) 8 Sec., D. R., 2 Comps. (on No. 24 from Newton).
 Phoenix to Chicago—10 Sec., D. R., 2 Comps. (on 42 to Ash Fork; on 24 from Newton).
 Newton to Okla. City—10 Sec., D. R., 2 Comps. (from Chicago).
 Denver to San Antonio—12 Sec., D. R. (on No. 5-6 to La Junta).
 Denver to Chgo.—10 Sec., D. R., 2 Comps. (on 5-6 to La Junta; on 24 from Newton).
 Chicago to Ft. Worth—10 Sec., Obs. (on No. 5 to Newton).
 Dallas to San Angelo—12 Sec., D. R. (on No. 77 from Temple).
 San Francisco to Barstow. Los Angeles to Newton (for Chicago).
 Dining Car, California to Newton, Newton to Ft. Worth. (Fred Harvey service).
 Chair Car, San Francisco to Barstow; Los Angeles to Newton; Newton to Galveston.

No. 4—California to Newton; No. 15—Newton to Galveston. Daily. (The California Limited).
 Club-Lounge Car, Los Angeles to Newton.
 Sleeping Car, Los Angeles to Chicago—14 Sec. (on No. 4 from Newton).
 Los Angeles to St. Louis—8 Sec., D. R., 2 Comps. (on No. 4 from Newton).
 San Diego to Chicago—8 Sec., D. R., 2 Comps. (on No. 4 from Newton).
 San Francisco to Chicago—10 Sec., D. R., 2 Comps. (on No. 2 to Barstow).
 Los Angeles to Chicago—3 Comp., 2 D. R., Obs. (on No. 4 from Newton).
 Kansas City to Dallas—12 Sec., D. R. (on No. 15 to Newton).
 Oklahoma City to Dallas—16 Sec.
 Air-conditioned Dining Car Los Angeles to Chicago (on No. 4 from Newton).
 Chair Car, Newton to Ft. Worth, Ft. Worth to Galveston.

For equipment, No. 20—The Chief—Extra fine—Extra fast—Extra fare—see Table A, page 12.
For equipment No. 22—California to Newton, see Table C, page 14.

For ferry service, Oakland and San Francisco, see San Francisco-Oakland Terminal note, bottom page 14.

(Q) Chicago, Kansas City and Tulsa

WEST and SOUTH—Read down NORTH and EAST—Read up

Read down		Read up							
Ex. Dly. Serv.	15-51 Daily	Ex. Dly. Serv.	50-2 Daily	Ex. Dly. Serv.	48-22 Daily	Ex. Dly. Serv.	52 Daily	Ex. Dly. Serv.	52 Daily
	1:45 AM Sun.	9:15 PM Sun.	10:20 AM Sun.	0 Lv. Chicago	8:05 AM Mon.	7:35 PM Mon.			
	1:35 PM	8:30 AM Mon.	9:20 PM	451 Lv. Kansas City	9:00 PM Sun.	7:30 AM Sun.			
	7:00 PM	9:40 AM	11:20 PM	451 Lv. Kansas City	8:10 PM	7:30 AM			
	7:47 PM	10:25 AM	5:55 PM	477 Lv. Olathe	7:20 PM	7:30 AM			
	8:45 PM	11:18 AM	12:45 AM Mon.	509 Lv. Ottawa	7:20 PM	5:30 AM			
	9:25 PM	11:55 AM	1:20 AM	534 Lv. Garnett	6:42 PM	5:10 AM			
	10:10 PM	12:48 PM	2:05 AM	560 Lv. Iola	4:58 PM	4:25 AM			
	10:40 PM	1:20 PM	2:35 AM	578 Lv. Chanute	4:58 PM	3:50 AM			
		2:12 PM	3:25 AM	607 Lv. Cherryvale	3:58 PM	2:56 AM			
		4:30 PM Mon.	7:45 AM Mon.	623 Lv. Coffeyville	D12 45 PM Sun.	6:20 PM Sun.			
		4:15 PM Mon.	4:05 AM Mon.	617 Lv. Independence	3:17 PM Sun.	2:40 AM Mon.			
		6:58 PM	6:40 AM	700 Lv. Independence	11:50 AM Sun.	2:35 AM Mon.			
		8:00 PM	7:40 AM	723 Lv. Independence	7:50 AM	12:15 AM Mon.			
		2:30 PM Mon.	3:55 AM Mon.	617 Lv. Independence	Ar. 3:17 PM Sun.	2:25 AM Mon.			
		4:15 PM Mon.	4:33 AM Mon.	639 Ar. Caney	2:34 PM	1:55 AM			
		6:58 PM	4:55 AM	654 Lv. Dewey	2:58 PM	1:20 AM			
		8:00 PM	5:07 AM	658 Lv. Bartlesville	f 5:59 PM	1:11 AM			
		2:30 PM Mon.	5:38 AM	675 Lv. Ramona	f 12:34 PM	11:40 AM Sun.			
		4:15 PM Mon.	5:58 AM	688 Lv. Collinsville	f 1:23 PM	12:13 AM			
		6:58 PM	6:57 AM	683 Lv. Owasso	f 12:51 PM	12:01 AM			
		8:00 PM	6:30 AM	797 Ar. Tulsa	12:30 PM	11:40 PM Sun.			

EQUIPMENT

No. 3—Chicago to Kansas City; No. 47—Kansas City to Tulsa. Daily.
 Sleeping Car, Chicago to Los Angeles—12 Sec., D. R. (on No. 9 from Kansas City).
 Chicago to Tulsa—10 Sec., D. R., 2 Comps.
 Chicago to Oklahoma City—10 Sec., D. R., 2 Comps. (on No. 27 from Kansas City).
 Kansas City to Tulsa—16 Sec., (Sleeper ready to occupy 10:00 p.m.).
 Wichita to Tulsa—12 Sec., D. R. (on Nos. 25-14 to Independence).
 Dining Car, Chicago to Kansas City. (Fred Harvey service).
 Parlor-Obs. Car, Chicago to Kansas City.
 Tourist Sleeper, Chicago to Los Angeles (on No. 9 from Kansas City).
 Chair Car, Chicago to Los Angeles (on No. 9 from Kansas City). Kansas City to Tulsa.
No. 3—Chicago to Kansas City; No. 49—Kansas City to Tulsa. Daily. (Oil Flyer).
 Sleeping Cars ready to occupy 8:15 p.m. at Chicago.
 Sleeping Car, Chicago to Kansas City—10 Sec., D. R., 2 Comps.—3 Comps., 2 D. R., Obs.
 Chicago to Kansas City—12 Sec., D. R., 10 Sec., 2 D. R.—8 Sec., D. R., 2 Comps.
 Dining Car, Chicago to Kansas City (Fred Harvey Service).
 Air-Conditioned
 Cafe-Obs. Car, Kansas City to Tulsa.
 Chair Car, Kansas City to Tulsa.
No. 51. Daily. Motor Car Service.

(S) Tulsa, Albuquerque and California

Read down WEST and EAST Read up

Read down		Read up	
Ex. Dly. Serv.	49-Dly Serv.	Ex. Dly. Serv.	22-14-7 Dly Serv.
	11:40 PM Sun.	12:30 PM Sun.	6:30 AM Wed.
	1:11 AM Mon.	1:59 PM	5:07 AM
	4:05 AM	4:15 PM	2:35 AM
	6:50 AM	7:08 PM	12:05 AM
	7:55 AM	9:25 PM	11:15 PM Tues.
	8:50 AM	10:15 PM	10:15 PM
	11:05 AM	12:35 AM Mon.	7:30 PM
	5:25 PM	8:10 AM	1:55 PM
	8:05 PM	10:55 AM	11:05 AM
	7:35 PM	12:67 AM	9:35 AM
	1:00 AM Tues.	12:67 AM	3:25 AM
	6:30 AM Tues.	12:98 AM	12:30 AM Tues.
	8:05 PM Tues.	1:43 AM	8:45 AM Mon.
	7:30 AM Wed.	2:87 AM	10:00 PM Sun.
	12:15 PM	2:13 AM	7:00 PM
	6:50 PM	2:57 AM	8:40 AM

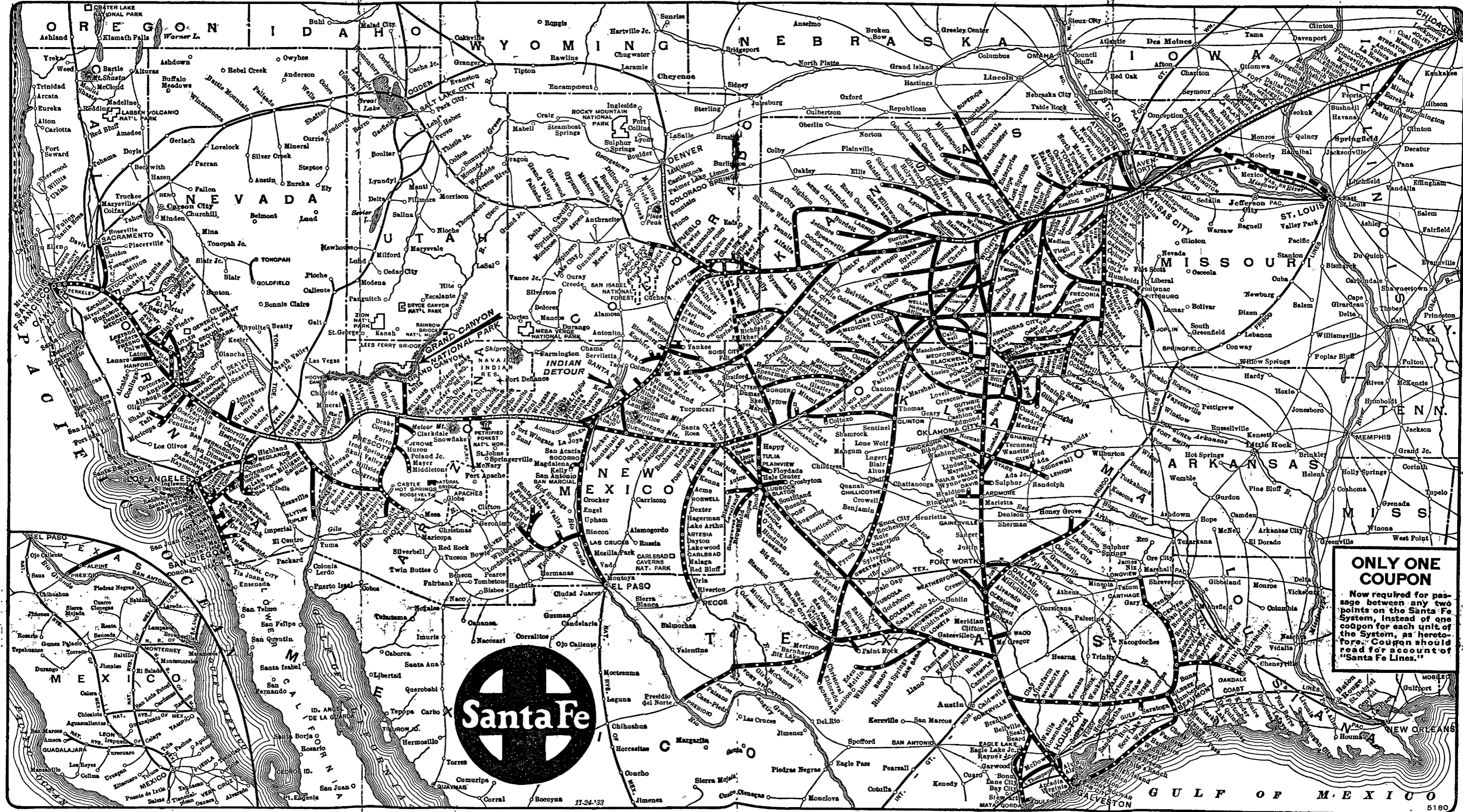
EQUIPMENT

No. 50—Tulsa to Independence; No. 75—Independence to Wellington; No. 25—Wellington to Clovis. Daily.
 For equipment, Tulsa to Wellington, see Train 50, table Q, this page and Wellington Clovis, Train 25, table K, page 19.
No. 48—Tulsa to Independence; No. 13—Independence to Wellington; No. 9—Wellington to California. Daily.
 For equipment, Tulsa to Independence, see Train 48-13-26, table R, this page and train 9, table C, page 14.
No. 22—California to Wellington; No. 14—Wellington to Independence; No. 47—Independence to Tulsa. Daily.
 For equipment, California to Wellington, see Train 22, table C, page 14.
 For equipment, Wellington to Tulsa, see Train 25-14-47, table R, this page.
Explanatory Note: Sec.—Section; D.R.—Drawing-room; Comps.—Compartment; Obs.—Observation. f Flag stop. Daily except Sunday. A Stops to discharge paying passengers from south of Chanute. B Stops to receive paying passengers for Ottawa and south. C On Sundays arrives 9:00 a.m. D On Sundays leave 1:05 p.m. E Connection made at Fullerton. Bus service. Regular railroad tickets will be exchanged for motor tickets without additional charge. Certain employee and other Special Rate tickets will be exchanged only on payment of the difference. C.S.T.—Central Standard Time. M.S.T.—Mountain Standard Time.

(R) Wichita and Tulsa

Read down EAST and WEST Read up

Read down		Read up	
Ex. Dly. Serv.	25-14-47 Daily	Ex. Dly. Serv.	48-13-26 Daily
	8:05 PM	0 Lv. Wichita	9:00 AM Monday
	8:35 PM	16 Lv. Mulvane	8:35 AM
	11:20 PM	34 Lv. Wellington	7:40 AM
	12:15 AM	57 Lv. Winfield	6:40 AM
	1:00 AM	80 Lv. Cambridge	5:52 AM
	1:39 AM	104 Lv. Moline	5:10 AM
	1:57 AM	116 Lv. Longton	4:47 AM



ONLY ONE COUPON
 Now required for passage between any two points on the Santa Fe System, instead of one coupon for each unit of the System, as heretofore. Coupon should read for account of "Santa Fe Lines."



Santa Fe Through Lines.
 Double Track plus two main lines between Newton and Albuquerque.
 Lines Under Construction.
 Connecting Lines.

PACIFIC TIME: West of Ogden, Seligman and Parker.
 MOUNTAIN TIME: East of Ogden, Seligman and Parker—West of Dodge City and Clovis, and points Scott City and Garden City.
CENTRAL TIME: East of Dodge City, Clovis, and Scott City.

SANTA FE TRANSCONTINENTAL LINES

Chicago and Kansas City - Local Schedules

Important Meetings

- American Farm Bureau Federation Chicago, Ill. Dec. 8-13
National Commercial Teachers Federation Cincinnati, O. Dec. 27-29
National Retail Furniture Association Chicago, Ill. Jan. 3-9, 1934
National Shoe Exposition and National Shoe Retailers Association St. Louis, Mo. Jan. 7-10, 1934
National Western Stock Show Denver, Colo. Jan. 13-20, 1934
Western Hardware Show and Western Retail Implement & Hardware Dealers Kansas City, Mo. Jan. 16-18, 1934
Association of American Colleges St. Louis, Mo. Jan. 18-19, 1934
Western Fruit Jobbers of America San Antonio, Tex. Jan. 18-19, 1934
N. E. A. Department of Superintendence Cleveland, O. Feb. 23-Mar. 1, 1934

Table 1: Chicago and Kansas City - Local Schedules. Columns include train numbers (No. 13, 23, 9, 15, 19, 9, 15, 22, 24, 2, 20, 4, 6, 16, 12, 12), times (AM, PM), and stations (CHICAGO, NEBRASKA, MOORE, ST. LOUIS, KANSAS CITY, etc.). Includes notes on dining cars and sleeping cars.

Table 2: Kansas City and La Junta - Local Schedules. Columns include train numbers (No. 11, 27, 19, 25, 15, 23, 7, 3, 13, 5, 9, 22, 12, 28, 14, 16, 24, 2, 4, 20, 6), times (AM, PM), and stations (KANSAS CITY, LA JUNTA, etc.). Includes notes on dining cars and sleeping cars.

ISLETA DETOUR Off and On Same Train \$1.50
Westbound-Passengers on Grand Canyon Limited (No. 23) detrain at Albuquerque, New Mexico, motor thirteen miles southwest to the ancient, inhabited Indian pueblo of Isleta, and board same train at Isleta station.
Eastbound-Passengers on Grand Canyon Limited (No. 24), travel reverse of above.
No delay and costs only \$1.50.

Table 3: Kansas City and La Junta - Local Schedules. Columns include train numbers (No. 11, 27, 19, 25, 15, 23, 7, 3, 13, 5, 9, 22, 12, 28, 14, 16, 24, 2, 4, 20, 6), times (AM, PM), and stations (KANSAS CITY, LA JUNTA, etc.). Includes notes on dining cars and sleeping cars.

Important Meetings (continued)
American Farm Bureau Federation Chicago, Ill. Dec. 8-13
National Commercial Teachers Federation Cincinnati, O. Dec. 27-29
National Retail Furniture Association Chicago, Ill. Jan. 3-9, 1934
National Shoe Exposition and National Shoe Retailers Association St. Louis, Mo. Jan. 7-10, 1934
National Western Stock Show Denver, Colo. Jan. 13-20, 1934
Western Hardware Show and Western Retail Implement & Hardware Dealers Kansas City, Mo. Jan. 16-18, 1934
Association of American Colleges St. Louis, Mo. Jan. 18-19, 1934
Western Fruit Jobbers of America San Antonio, Tex. Jan. 18-19, 1934
N. E. A. Department of Superintendence Cleveland, O. Feb. 23-Mar. 1, 1934

Kansas City and La Junta Local Schedules—Continued

Table 3: Kansas City and La Junta Local Schedules. Includes columns for 'Read down' (No. 15, 13, No. 5, No. 9, No. 27, No. 23, No. 3, No. 7, No. 11, No. 19) and 'Read up' (No. 24, No. 2, No. 4, No. 20, No. 12, No. 22, No. 28, No. 14, No. 16, No. 6). Lists stations such as EMPORIA, PLYMOUTH, Saffordville, Ellinor, Strong City, Neva, Elm Dale, Bader, Clements, Cedar Point, Florence, Wagner, Horners, Peabody, Braddock, Walton, NEWTON, NEWTON, Halstead, Paxton, Burrton, Solvay, Way, HUTCHINSON, Whiteide, Partridge, Abbyville, Plevna, Sylvia, Zenith, Stafford, St. John, Dillwyn, Macksville, Belpre, Lewis, Omar, Kinsley, Yaggy, Nickerson, Sterling, Alden, Raymond, Clarendon, Ellinwood, Dartmouth, Great Bend, Dundee, Pawnee Rock, Larned, Hanburg, Garfield, Nettleton, Kinsley, Kinsley, Offerle, Bellefont, Spearville, Wright, DODGE CITY, Sears, Howell, Wetick, Cimarron, Ingalls, Charleston, Pierceville, Mansfield, Garden City, Holcomb, Deerfield, Lakin, Hartland, Sutton, Kendall, Mayline, SYRACUSE.

Chicago Passenger Stations and tenant railroad lines.

- Dearborn Station
Polk and Dearborn Sts.
Chicago & Eastern Illinois
Chicago & Western Indiana
Erie
Grand Trunk
Monon
Wabash
C. & N. W. Terminal
Madison and Canal Sts.
Chicago & North Western
Grand Central Station
Harrison and Wells Sts.
Baltimore & Ohio
Chicago Great Western
Pere Marquette
Soo Line
Central Station
Roosevelt Road and Michigan Av.

TOURNAMENT OF ROSES Pasadena, California NEW YEAR'S DAY The 1934 Rose Tournament will portray "Tales of the Seven Seas," with famous characters and sea stories interpreted in flowers. An outstanding parade of beauty, pageantry and color. Thru Santa Fe Pullmans—direct to Pasadena without change.

A HANDY SHIPPING SERVICE FAST, dependable through service for shipments of almost any size, weight or value is offered by the Railway Express Agency, whose representatives are to be found at stations along this Railroad. CONVENIENT THRU SERVICE Call and Delivery is a part of Express Service and is given without extra charge, within prescribed limits of most all important cities and towns in this country.

Larned and Jetmore Down (All Mixed Trains) Up. Table 3a. Holly and La Junta Read down (Mixed Trains) Read up. Table 4.

Taxes In 1932 the Santa Fe's tax bill exceeded \$12,800,000. During the past ten years Santa Fe tax payments have aggregated over \$180,000,000.

Table 5: La Junta and Denver Local Schedules. Includes columns for 'Read down' (No. 23, No. 3, No. 7, No. 11, No. 19) and 'Read up' (No. 24, No. 2, No. 4, No. 20, No. 12). Lists stations such as SYRACUSE, Medway, Coolidge, Holly, Bart, Granada, Groton, Morse, Lamar, Able, Caddo, Hilton, Keller, Las Animas, Riverdale, Hadley, Cam, LA JUNTA.

RAILWAY EXPRESS AGENCY (Incorporated) Your nearest Express Agency will be glad to serve you.

Table 6: Kornman and Lamar (All Mixed Trains). Includes columns for 'Read down' (83 Ex. Su., 81 Ex. Su., Mls.) and 'Read up' (82 Ex. Su., 84 Ex. Su.). Lists stations such as Mt. Stand. Time, Kornman, Culp, Markham, Lamar.

- Important Meetings National Automobile Show Chicago, Ill. Jan. 27-Feb. 3, 1934 Society of Automotive Engineers Detroit, Mich. Jan. 22-25, 1934 Southwest Lumbermen's Association Kansas City, Mo. Jan. 24-26, 1934 International Society of Master Painters and Decorators, Inc. New York, N. Y. Feb. 6-9, 1934 International Council of Religious Education Chicago, Ill. Feb. 7-17, 1934 Automobile Show Kansas City, Mo. Feb. 15, 1934

Table 5: La Junta and Denver Local Schedules (continued). Includes columns for 'Read down' (9-11 D. & R. G.W. 2 Daily, 19-13 Daily, 23-5-6 Daily) and 'Read up' (D. & R. G.W. 1 Daily, 13-14 Daily, 5-6-24 Daily). Lists stations such as CHICAGO, ILL., Kansas City, Mo., LA JUNTA, Rocky Ford, Vroman, Manzanola, Elder, Fowler, Hamlet, Nepesta, Boone, Avondale, Nyberg, Devine, Baxter, PUEBLO (U.D.), PUEBLO (U.D.), Bragdon, Pinon, Henkel, Wigwam, Buttus, Holmes, Fountain, Widefield, Skinnners, Kalker, COLORADO SPRINGS, Pikeville, Breed, Husted, Pring, Borst, Monument, Palmer Lake, Spruce, Greenland, Lakspur, Tomah, Douglas, Castle Rock, Plateau, Sedalia, Gann, Louviers, Acquia, Struby, Wollhurst, Littleton, Englewood, So. Denver (U.D.), DENVER (U.D.).

Table 6: Kornman and Lamar (All Mixed Trains). Includes columns for 'Read down' (83 Ex. Su., 81 Ex. Su., Mls.) and 'Read up' (82 Ex. Su., 84 Ex. Su.). Lists stations such as Mt. Stand. Time, Kornman, Culp, Markham, Lamar, STATIONS, Denver (M.S.T.), Colorado Springs, Pueblo, Cañon City, Royal Gorge, Salida, Glenwood Springs, Grand Junction, Thistle, Provo, Salt Lake City, Ogden, Salt Lake City (P.S.T.), Ogden, Portland, Tacoma, Seattle, Ogdun (P.S.T.), Montello, Carlin, Reno, Truckee, Sacramento, Martinez, Berkeley, Oakland (16th St.), San Francisco, Salt Lake City (P.S.T.), Burmester, Wendover, Shafter, Winnemucca, Gerlach, Fortola, Oroville, Sacramento, Stockton, Oakland, San Francisco.

La Junta and Albuquerque - Local Schedules

Table 7: Mountain Standard Time. Local Schedules for La Junta and Albuquerque. Columns include No. 3 Daily, No. 7 Daily, No. 19 Daily, No. 23 Daily, Miles, and various train numbers and times.

Lamy and Santa Fe (Mountain Standard Time)

Table 8: Local Schedules for Lamy and Santa Fe. Columns include Miles, Table 8, 11 Daily Bus, 13 Ex. Su. Mxd., 16 Daily Bus, 17 Daily Bus, 19 Daily Bus, 21 Daily Bus, and various train numbers and times.

Des Moines and Raton

Table 12: Local Schedules for Des Moines and Raton. Columns include 88 Sat. only, Miles, Table 12, and 87 Sat. only. Lists train numbers and times for various routes.

Raton and Ute Park

Table 13: Local Schedules for Raton and Ute Park. Columns include 85 Ex. Su., Miles, Table 13, and 86 Ex. Su. Lists train numbers and times.

Albuquerque and El Paso

Table 11: Local Schedules for Albuquerque and El Paso. Columns include 7-31 Daily, 23-31 Daily, Miles, Table 11, 14-24 Daily, 46-2 Daily, and various train numbers and times.

Whitewater and Fierro

Table 14: Local Schedules for Whitewater and Fierro. Columns include 51-53 Ex. Su., Miles, Table 14, and 54-52 Ex. Su. Lists train numbers and times.

Socorro and Magdalena

Table 15: Local Schedules for Socorro and Magdalena. Columns include 43 Ex. Su., Miles, Table 15, and 44 Ex. Su. Lists train numbers and times.

Lamy and Willard

Table 16: Local Schedules for Lamy and Willard. Columns include 77 Ex. Su., Miles, Table 16, and 78 Ex. Su. Lists train numbers and times.

The Indian-detour all expense Motor trips through the New Mexico Rockies. See Page 9

Albuquerque and Los Angeles - Local Schedules

Table 17: Local Schedules for Albuquerque and Los Angeles. Columns include No. 9 Daily, No. 19 Daily, No. 23 Daily, No. 7 Daily, Miles, Table 17, No. 24 Daily, No. 2 Daily, No. 4 Daily, No. 20 Daily, No. 22 Daily, and various train numbers and times.

A Farm For You - Far West. A new location, somewhere in the Great Southwest or in California—does that interest you?

If so, the Colonization Department of the Santa Fe Railway is prepared to furnish dependable information with reference to land values, the class of crops that can be grown most successfully, community development, and a general survey of the country, so that a good idea may be obtained of the opportunities that each region affords.

Ash Fork and Phoenix

Table 18: Local Schedules for Ash Fork and Phoenix. Columns include 9 Daily, 47 Daily, Miles, Table 18, 22 Daily, 42 Daily, and various train numbers and times.

Williams and Grand Canyon

Table 19: Local Schedules for Williams and Grand Canyon. Columns include 12 Daily, Miles, Table 19, 16 Daily, and various train numbers and times.

Prescott and Cordes

Table 21: Local Schedules for Prescott and Cordes. Columns include 26 Tues. only, Miles, Table 21, and 25 Tues. only. Lists train numbers and times.

Rincon and Silver City

Table 20: Local Schedules for Rincon and Silver City. Columns include 17 Daily, Miles, Table 20, 18 Daily, and various train numbers and times.

Drake and Clarkdale

Table 22: Local Schedules for Drake and Clarkdale. Columns include 235 Ex. Su., Miles, Table 22, and 236 Ex. Su. Lists train numbers and times.

Nutt and Lake Valley

Table 23: Local Schedules for Nutt and Lake Valley. Columns include 235 Ex. Su., Miles, Table 23, and 236 Ex. Su. Lists train numbers and times.

Read down Albuquerque and Los Angeles—Local Schedules—Continued Read up

Table 24: Albuquerque and Los Angeles—Local Schedules. Columns include No. 3, No. 7, No. 9, No. 19, No. 23, Miles, No. 24, No. 2, No. 4, No. 22, No. 20. Rows list routes like Mountain Standard Time and Pacific Standard Time with various stations.

Read down Barstow and San Francisco—Local Schedules Read up

Table 25: Barstow and San Francisco—Local Schedules. Columns include No. 23, No. 19, No. 3, No. 9, Miles, No. 4, No. 2, No. 24, No. 94. Rows list routes like Pacific Standard Time and Mountain Standard Time with various stations.

Table 26: San Bernardino, Fullerton and Los Angeles. Columns include No. 41, No. 7, No. 9, No. 19, No. 23, Miles, No. 24, No. 2, No. 4, No. 22, No. 20. Rows list routes like Pacific Standard Time and Mountain Standard Time with various stations.

Table 27: Los Angeles and San Diego. Columns include No. 71, No. 73, No. 75, No. 79, Miles, No. 24, No. 2, No. 4, No. 22, No. 20. Rows list routes like Pacific Standard Time and Mountain Standard Time with various stations.

Table 28: Matthie, Parker and Cadiz. Columns include No. 210, No. 233, No. 44, No. 9, Miles, No. 24, No. 2, No. 24, No. 94. Rows list routes like Pacific Standard Time and Mountain Standard Time with various stations.

Table 29: San Bernardino, Fullerton and Los Angeles. Columns include No. 63, No. 7, No. 54, No. 22, Miles, No. 24, No. 2, No. 4, No. 22, No. 20. Rows list routes like Pacific Standard Time and Mountain Standard Time with various stations.

NOTE.—Observation-Parlor Cars are run on trains 71, 72, 73, 74, 75 and 76. Time shown in light figures indicates a.m. Time shown in dark figures indicates p.m.

The Atchison, Topeka and Santa Fe Railway—Branches.

Read down Holliday and Atchison Read up
Table 41
Central Standard Time
Kansas City
Holliday

Read down Henrietta and St. Joseph Read up
Table 45
Central Standard Time
Kansas City
Henrietta

Read down Waynoka and Buffalo Read up
Table 50
Central Standard Time
Waynoka 29
McKinley
Fair Valley

Read down Emporia and Moline Read up
Table 42
Central Standard Time
Kansas City
Emporia

Read down Florence and Winfield Read up
Table 46
Central Standard Time
Kansas City
Florence

Read down Florence and Ellinwood Read up
Table 51
Central Standard Time
Kansas City
Florence

Read down Lawrence and Ottawa Read up
Table 43
Central Standard Time
Kansas City
Lawrence

Read down St. Joseph, Atchison and Topeka Read up
Table 47
Central Standard Time
St. Joseph (U.D.)
Atchison, Kans. (U.D.)

Read down Strong City and Eldorado Read up
Table 52
Central Standard Time
Osage City
Strong City

Read down Streator and Pekin Read up
Table 44
Central Standard Time
Chicago
Streator

All Trains Passing ALBUQUERQUE Stop 15 to 30 minutes, giving passengers time to visit the INDIAN BUILDING and see world-famous exhibits of native arts and crafts.

Read down Little River and Galatia Read up
Table 53
Central Standard Time
Little River
Galatia

The Atchison, Topeka and Santa Fe Railway—Branches.

Read down Strong City and Superior. Read up
Table 54
Central Standard Time
Kansas City
Strong City

Read down Great Bend and Garden City Read up
Table 58
Central Standard Time
Great Bend
Garden City

Read down Pampa and Clinton (P. & S.F. Ry.) Read up
Table 62
Central Standard Time
Pampa
Clinton

Read down Hutchinson and Ponca City. Read up
Table 55
Central Standard Time
Kansas City
Hutchinson

Read down Plainview and Floydada Read up
Table 59
P. & S. F. Ry.
Plainview
Floydada

Read down Dodge City and Farley (All Mixed Trains) Read up
Table 63
Central Standard Time
Dodge City
Farley

Read down Osage City, Burlingame and Alma Read up
Table 52
Central Standard Time
Osage City
Burlingame

Read down Abilene and Osborne Read up (All Mixed Trains)
Table 60
Central Standard Time
Abilene
Osborne

Read down Boise City and Amarillo Read up (All Mixed Trains)
Table 64
Central Standard Time
Boise City
Amarillo

Read down Little River and Galatia Read up
Table 56
Central Standard Time
Little River
Galatia

Read down Abilene and Barnard Read up
Table 61
Central Standard Time
Kansas City
Abilene

Read down Boise City and Amarillo Read up (All Mixed Trains)
Table 64
Central Standard Time
Boise City
Amarillo

The Atchison, Topeka and Santa Fe Railway—Branches.

The Atchison, Topeka and Santa Fe Railway—Branches.

Read down Kansas City, Chanute and Tulsa

Table 65: Kansas City, Chanute and Tulsa. Includes routes to Chicago, Kansas City, Ottawa, and Tulsa with train numbers and times.

Read down Independence and Wellington

Table 66: Independence and Wellington. Includes routes to Kansas City, Independence, and Wellington with train numbers and times.

Read down Chanute and Longton

Table 67: Chanute and Longton. Includes routes to Chanute, Longton, and Independence with train numbers and times.

Read down Cherryvale and Coffeyville

Table 68: Cherryvale and Coffeyville. Includes routes to Cherryvale, Coffeyville, and Chanute with train numbers and times.

Reference Marks: * Daily, † Except Sunday, ‡ C.S.T. Central Standard Time, § Stops to discharge paying passengers from Kansas City and beyond, ¶ Stops to discharge paying passengers from south of Chanute, etc.

Read down Chanute and Emporia

Table 69: Chanute and Emporia. Includes routes to Chanute, Emporia, and Joplin with train numbers and times.

Read down Ottawa and Gridley

Table 70: Ottawa and Gridley. Includes routes to Ottawa, Gridley, and Chanute with train numbers and times.

Read down Caney and Ralston

Table 71: Caney and Ralston. Includes routes to Caney, Ralston, and Ottawa with train numbers and times.

Read down Colony and Yates Center

Table 72: Colony and Yates Center. Includes routes to Colony, Yates Center, and Chanute with train numbers and times.

Read down Caney and Cedar Vale

Table 73: Caney and Cedar Vale. Includes routes to Caney, Cedar Vale, and Ottawa with train numbers and times.

Read down Newton and Purcell

Table 76: Newton and Purcell. Includes routes to Newton, Purcell, and Mulvane with train numbers and times.

Read down Wichita, Mulvane and Englewood

Table 77: Wichita, Mulvane and Englewood. Includes routes to Wichita, Mulvane, Englewood, and Rago with train numbers and times.

Read down Augusta, Mulvane and Wellington

Table 78: Augusta, Mulvane and Wellington. Includes routes to Augusta, Mulvane, Wellington, and Mulvane with train numbers and times.

Read down Wellington and Tonkawa

Table 79: Wellington and Tonkawa. Includes routes to Wellington, Tonkawa, and Mulvane with train numbers and times.

Read up Newton and Purcell

Table 76 (continued): Newton and Purcell. Includes routes from Newton and Purcell to other stations with train numbers and times.

Read up Wichita, Mulvane and Englewood

Table 77 (continued): Wichita, Mulvane and Englewood. Includes routes from Wichita, Mulvane, and Englewood to other stations with train numbers and times.

Read up Attica and Belvidere

Table 82: Attica and Belvidere. Includes routes to Attica, Belvidere, and Emporia with train numbers and times.

Read up Wichita and Pratt

Table 83: Wichita and Pratt. Includes routes to Wichita, Pratt, and Emporia with train numbers and times.

Read up Arkansas City and Anthony

Table 81: Arkansas City and Anthony. Includes routes to Arkansas City, Anthony, and Emporia with train numbers and times.

Reference Marks: * Via Missouri Pacific Lines, † Fred Harvey meal stop, ‡ Daily, § Stops to discharge paying passengers from Ponca City and points south and to receive paying passengers for west of Newton or east of Emporia, etc.

Ship by Rail

The Atchison, Topeka and Santa Fe Railway—Branches.

Arkansas City, Skedee, Pawnee, Stillwater, Ripley, Cushing, Shawnee, Pauls Valley and Lindsay

Read down			Read up		
9-17 Ex. Su.	5-1 Daily	Mls.	Table 84	52-6 Daily	84-78 Ex. Su. Mixed
AM 12.10	AM 8.00	0	Central Stand. Time	PM 10.35	PM 4.00
9.15	2.25	278.4	Ar. Kansas City	Ar. Kansas City	Ar. Kansas City
9.25	3.30	0	Ar. Arkansas City 76.81	Ar. Arkansas City	Ar. Arkansas City
9.35	3.40	6.2	Ar. Chillico	Ar. Chillico	Ar. Chillico
9.55	3.55	12.4	Ar. Newkirk 76	Ar. Newkirk	Ar. Newkirk
10.10	4.05	18.4	Ar. Mervine	Ar. Mervine	Ar. Mervine
10.20	4.14	23.1	Ar. Uncas	Ar. Uncas	Ar. Uncas
10.35	4.25	28.9	Ar. Kaw	Ar. Kaw	Ar. Kaw
10.45	4.32	32.6	Ar. Soldani	Ar. Soldani	Ar. Soldani
10.55	4.41	37.2	Ar. Apperson	Ar. Apperson	Ar. Apperson
11.05	4.49	41.8	Ar. Burbank	Ar. Burbank	Ar. Burbank
11.20	4.50	49.1	Ar. Remington	Ar. Remington	Ar. Remington
11.30	4.56	54.9	Ar. Fairfax	Ar. Fairfax	Ar. Fairfax
11.40	5.00	59.7	Ar. Ralston 74	Ar. Ralston	Ar. Ralston
11.50	5.05	64.5	Ar. Jobs	Ar. Jobs	Ar. Jobs
12.00	5.10	69.3	Ar. Skedee 87	Ar. Skedee	Ar. Skedee
12.40	5.40	63.8	Ar. Skedee	Ar. Skedee	Ar. Skedee
9.50	6.3	68.8	Ar. Skedee	Ar. Skedee	Ar. Skedee
10.10	6.8	74.0	Ar. Cody	Ar. Cody	Ar. Cody
10.20	7.0	80.0	Ar. Maramoo	Ar. Maramoo	Ar. Maramoo
10.35	7.4	86.7	Ar. Quay	Ar. Quay	Ar. Quay
10.50	7.8	93.9	Ar. Yale	Ar. Yale	Ar. Yale
11.05	8.0	99.9	Ar. Norfolk	Ar. Norfolk	Ar. Norfolk
11.20	8.3	106.6	Ar. Cushing 87	Ar. Cushing	Ar. Cushing
11.35	8.6	113.3	Ar. Skedee 87	Ar. Skedee	Ar. Skedee
11.50	8.9	120.0	Ar. Pawnee	Ar. Pawnee	Ar. Pawnee
12.05	9.2	126.7	Ar. Rambo	Ar. Rambo	Ar. Rambo
12.20	9.5	133.4	Ar. Glenoco	Ar. Glenoco	Ar. Glenoco
12.35	9.8	140.1	Ar. Yost	Ar. Yost	Ar. Yost
12.50	10.1	146.8	Ar. Stillwater	Ar. Stillwater	Ar. Stillwater
1.05	10.4	153.5	Ar. Mohan	Ar. Mohan	Ar. Mohan
1.20	10.7	160.2	Ar. Ripley 87	Ar. Ripley	Ar. Ripley
1.35	11.0	166.9	Ar. Ripley 87	Ar. Ripley	Ar. Ripley
1.50	11.3	173.6	Ar. Amabel	Ar. Amabel	Ar. Amabel
2.05	11.6	180.3	Ar. Cushing 87	Ar. Cushing	Ar. Cushing
2.20	11.9	187.0	Ar. Ripley 87	Ar. Ripley	Ar. Ripley
2.35	12.2	193.7	Ar. Guthrie 87	Ar. Guthrie	Ar. Guthrie
2.50	12.5	200.4	Ar. Cushing 87	Ar. Cushing	Ar. Cushing
3.05	12.8	207.1	Ar. Cushing 87	Ar. Cushing	Ar. Cushing
3.20	13.1	213.8	Ar. Cushing 87	Ar. Cushing	Ar. Cushing
3.35	13.4	220.5	Ar. Cushing 87	Ar. Cushing	Ar. Cushing
3.50	13.7	227.2	Ar. Cushing 87	Ar. Cushing	Ar. Cushing
4.05	14.0	233.9	Ar. Cushing 87	Ar. Cushing	Ar. Cushing
4.20	14.3	240.6	Ar. Cushing 87	Ar. Cushing	Ar. Cushing
4.35	14.6	247.3	Ar. Cushing 87	Ar. Cushing	Ar. Cushing
4.50	14.9	254.0	Ar. Cushing 87	Ar. Cushing	Ar. Cushing
5.05	15.2	260.7	Ar. Cushing 87	Ar. Cushing	Ar. Cushing
5.20	15.5	267.4	Ar. Cushing 87	Ar. Cushing	Ar. Cushing
5.35	15.8	274.1	Ar. Cushing 87	Ar. Cushing	Ar. Cushing
5.50	16.1	280.8	Ar. Cushing 87	Ar. Cushing	Ar. Cushing
6.05	16.4	287.5	Ar. Cushing 87	Ar. Cushing	Ar. Cushing
6.20	16.7	294.2	Ar. Cushing 87	Ar. Cushing	Ar. Cushing
6.35	17.0	300.9	Ar. Cushing 87	Ar. Cushing	Ar. Cushing
6.50	17.3	307.6	Ar. Cushing 87	Ar. Cushing	Ar. Cushing
7.05	17.6	314.3	Ar. Cushing 87	Ar. Cushing	Ar. Cushing
7.20	17.9	321.0	Ar. Cushing 87	Ar. Cushing	Ar. Cushing
7.35	18.2	327.7	Ar. Cushing 87	Ar. Cushing	Ar. Cushing
7.50	18.5	334.4	Ar. Cushing 87	Ar. Cushing	Ar. Cushing

Kiowa and Gerlane

Read down		Read up	
7 Ex. Su. Mixed	Mls.	Table 85	7 Ex. Su. Mixed
AM 10.30	0	Central Standard Time	AM 11.00
PM 10.30	9.5	Ar. Kiowa 29.87	Ar. Kiowa
PM 10.30	9.5	Ar. Gerlane	Ar. Gerlane

Jennings, Drumright, Cushing, Ripley, Guthrie, Enid and Kiowa

Read down		Read up	
60 Ex. Su. Mixed	Mls.	Table 87	59 Ex. Su. Mixed
PM 3.05	0	Central Stand. Time	PM 3.00
PM 3.20	3.1	Ar. Jennings	Ar. Jennings
PM 3.35	6.2	Ar. Rusk	Ar. Rusk
PM 3.50	9.3	Ar. Oilton	Ar. Oilton
PM 4.05	12.4	Ar. Crow	Ar. Crow
PM 4.20	15.5	Ar. Drumright	Ar. Drumright
PM 4.35	18.6	Ar. Drumright	Ar. Drumright
PM 4.50	21.7	Ar. Frey	Ar. Frey
PM 5.05	24.8	Ar. Frey	Ar. Frey
PM 5.20	27.9	Ar. Frey	Ar. Frey
PM 5.35	31.0	Ar. Frey	Ar. Frey
PM 5.50	34.1	Ar. Frey	Ar. Frey
PM 6.05	37.2	Ar. Frey	Ar. Frey
PM 6.20	40.3	Ar. Frey	Ar. Frey
PM 6.35	43.4	Ar. Frey	Ar. Frey
PM 6.50	46.5	Ar. Frey	Ar. Frey
PM 7.05	49.6	Ar. Frey	Ar. Frey
PM 7.20	52.7	Ar. Frey	Ar. Frey
PM 7.35	55.8	Ar. Frey	Ar. Frey
PM 7.50	58.9	Ar. Frey	Ar. Frey
PM 8.05	62.0	Ar. Frey	Ar. Frey
PM 8.20	65.1	Ar. Frey	Ar. Frey
PM 8.35	68.2	Ar. Frey	Ar. Frey
PM 8.50	71.3	Ar. Frey	Ar. Frey
PM 9.05	74.4	Ar. Frey	Ar. Frey
PM 9.20	77.5	Ar. Frey	Ar. Frey
PM 9.35	80.6	Ar. Frey	Ar. Frey
PM 9.50	83.7	Ar. Frey	Ar. Frey
PM 10.05	86.8	Ar. Frey	Ar. Frey

Lehigh to Chickasha Up

Down		Up	
67 Ex. Su. only	Mls.	Table 88	68 Ex. Su. only
PM 8.55	0	Central Stand. Time	PM 8.50
PM 9.10	5.3	Ar. Lehigh	Ar. Lehigh
PM 9.25	10.6	Ar. Chase Jct.	Ar. Chase Jct.
PM 9.40	15.9	Ar. Nixon	Ar. Nixon
PM 9.55	21.2	Ar. Tupelo	Ar. Tupelo
PM 10.10	26.5	Ar. Stone	Ar. Stone
PM 10.25	31.8	Ar. Stone	Ar. Stone
PM 10.40	37.1	Ar. Stone	Ar. Stone
PM 10.55	42.4	Ar. Stone	Ar. Stone
PM 11.10	47.7	Ar. Stone	Ar. Stone
PM 11.25	53.0	Ar. Stone	Ar. Stone
PM 11.40	58.3	Ar. Stone	Ar. Stone
PM 11.55	63.6	Ar. Stone	Ar. Stone
PM 12.10	68.9	Ar. Stone	Ar. Stone
PM 12.25	74.2	Ar. Stone	Ar. Stone
PM 12.40	79.5	Ar. Stone	Ar. Stone
PM 12.55	84.8	Ar. Stone	Ar. Stone
PM 1.10	90.1	Ar. Stone	Ar. Stone
PM 1.25	95.4	Ar. Stone	Ar. Stone
PM 1.40	100.7	Ar. Stone	Ar. Stone
PM 1.55	106.0	Ar. Stone	Ar. Stone
PM 2.10	111.3	Ar. Stone	Ar. Stone
PM 2.25	116.6	Ar. Stone	Ar. Stone
PM 2.40	121.9	Ar. Stone	Ar. Stone
PM 2.55	127.2	Ar. Stone	Ar. Stone
PM 3.10	132.5	Ar. Stone	Ar. Stone
PM 3.25	137.8	Ar. Stone	Ar. Stone
PM 3.40	143.1	Ar. Stone	Ar. Stone
PM 3.55	148.4	Ar. Stone	Ar. Stone
PM 4.10	153.7	Ar. Stone	Ar. Stone
PM 4.25	159.0	Ar. Stone	Ar. Stone
PM 4.40	164.3	Ar. Stone	Ar. Stone
PM 4.55	169.6	Ar. Stone	Ar. Stone
PM 5.10	174.9	Ar. Stone	Ar. Stone
PM 5.25	180.2	Ar. Stone	Ar. Stone
PM 5.40	185.5	Ar. Stone	Ar. Stone
PM 5.55	190.8	Ar. Stone	Ar. Stone
PM 6.10	196.1	Ar. Stone	Ar. Stone
PM 6.25	201.4	Ar. Stone	Ar. Stone
PM 6.40	206.7	Ar. Stone	Ar. Stone
PM 6.55	212.0	Ar. Stone	Ar. Stone
PM 7.10	217.3	Ar. Stone	Ar. Stone
PM 7.25	222.6	Ar. Stone	Ar. Stone
PM 7.40	227.9	Ar. Stone	Ar. Stone
PM 7.55	233.2	Ar. Stone	Ar. Stone
PM 8.10	238.5	Ar. Stone	Ar. Stone
PM 8.25	243.8	Ar. Stone	Ar. Stone
PM 8.40	249.1	Ar. Stone	Ar. Stone
PM 8.55	254.4	Ar. Stone	Ar. Stone
PM 9.10	259.7	Ar. Stone	Ar. Stone
PM 9.25	265.0	Ar. Stone	Ar. Stone
PM 9.40	270.3	Ar. Stone	Ar. Stone
PM 9.55	275.6	Ar. Stone	Ar. Stone
PM 10.10	280.9	Ar. Stone	Ar. Stone
PM 10.25	286.2	Ar. Stone	Ar. Stone
PM 10.40	291.5	Ar. Stone	Ar. Stone
PM 10.55	296.8	Ar. Stone	Ar. Stone
PM 11.10	302.1	Ar. Stone	Ar. Stone
PM 11.25	307.4	Ar. Stone	Ar. Stone
PM 11.40	312.7	Ar. Stone	Ar. Stone
PM 11.55	318.0	Ar. Stone	Ar. Stone
PM 12.10	323.3	Ar. Stone	Ar. Stone
PM 12.25	328.6	Ar. Stone	Ar. Stone
PM 12.40	333.9	Ar. Stone	Ar. Stone
PM 12.55	339.2	Ar. Stone	Ar. Stone
PM 1.10	344.5	Ar. Stone	Ar. Stone
PM 1.25	349.8	Ar. Stone	Ar. Stone
PM 1.40	355.1	Ar. Stone	Ar. Stone
PM 1.55	360.4	Ar. Stone	Ar. Stone
PM 2.10	365.7	Ar. Stone	Ar. Stone
PM 2.25	371.0	Ar. Stone	Ar. Stone
PM 2.40	376.3	Ar. Stone	Ar. Stone
PM 2.55	381.6	Ar. Stone	Ar. Stone
PM 3.10	386.9	Ar. Stone	Ar. Stone
PM 3.25	392.2	Ar. Stone	Ar. Stone
PM 3.40	397.5	Ar. Stone	Ar. Stone
PM 3.55	402.8	Ar. Stone	Ar. Stone
PM 4.10	408.1	Ar. Stone	Ar. Stone
PM 4.25	413.4	Ar. Stone	Ar. Stone
PM 4.40	418.7	Ar. Stone	Ar. Stone
PM 4.55	424.0	Ar. Stone	Ar. Stone
PM 5.10	429.3	Ar. Stone	Ar. Stone
PM 5.25	434.6	Ar. Stone	Ar. Stone
PM 5.40	439.9	Ar. Stone	Ar. Stone
PM 5.55	445.2	Ar. Stone	Ar. Stone
PM 6.10	450.5	Ar. Stone	Ar. Stone
PM 6.25	455.8	Ar. Stone	Ar. Stone
PM 6.40	461.1	Ar. Stone	Ar. Stone

Panhandle and Berger

Read down		Read up	
69 Ex. Su. Mixed	Mls.	Table 90	60 Ex. Su. Mixed
AM 9.10	0	Central Standard Time	AM 9.05
AM 9.30	6.7	Ar. Panhandle 29.87	Ar. Panhandle
AM 9.40	11.2	Ar. Abel	Ar. Abel
AM 9.53	15.7	Ar. Pomeroy	Ar. Pomeroy
AM 10.10	19.7	Ar. McBride	Ar. McBride
AM 10.13	25.0	Ar. Hilliard	Ar. Hilliard
AM 10.30	28.9	Ar. Berger	Ar. Berger
AM 11.40	38.9	Ar. Berger	Ar. Berger

Panhandle and Santa Fe Railway

Wichita and Presidio

Read down		Read up	
9-45 Daily	Mls.	Table 95	46-6 Daily
AM 10.20	0	Central Standard Time	AM 9.45
AM 12.10	451.1	Ar. Wichita	Ar. Wichita
AM 6.10	683.4	Ar. Wichita	Ar. Wichita
Motor 7.00	0	Ar. Wichita	Motor 4.50
Motor 7.10	7.1	Ar. Prospect	Motor 4.60
Motor 7.25	9.6	Ar. Schulte	Motor 4.75
Motor 7.40	15.8	Ar. Clonnel	Motor 4.90
Motor 7.55	22.0	Ar. Viola 77	Motor 5.05
Motor 8.10	27.6	Ar. Alloway	Motor 5.20
Motor 8.25	31.5	Ar. Milton	Motor 5.35
Motor 8.40	38.6	Ar. Hamner	Motor 5.50
Motor 8.55	42.0	Ar. Runnymede	Motor 5.65
Motor 9.10	49.1	Ar. Harper 29.55	Motor 5.80
Motor 9.25	55.3	Ar. Meyer 65	Motor 5.95
Motor 9.40	61.4	Ar. Anthony 65.81	Motor 6.10
Motor 9.55	67.6	Ar. Hayter	Motor 6.25
Motor 10.10	73.8	Ar. Waldron, Kan.	Motor 6.40
Motor 10.25	80.0	Ar. Byron	Motor 6.55
Motor 10.40	86.2	Ar. Cherokee 87	Motor 7.10

Gulf, Colorado and Santa Fe Railway

Chicago, Kansas City, Oklahoma City, Purcell, Ft. Worth, Dallas, Houston and Galveston

9-27 Daily		5 Daily		23-15 Daily		16-24 Daily		6 Daily		28-22 Daily		Read down		6 Daily		15 Daily		Miles		Table 99 (Continued)		16 Daily		6 Daily		Read up	
<p>Table 99 Central Standard Time</p> <p>Chicago (A.T. & S.F. Ry.) Ar 7:20 9:45 7:35</p> <p>Kansas City " " 4:00 10:35 7:45</p> <p>Newton " " 6:00 6:50 3:15</p> <p>Wichita " " 9:20 6:55 1:00</p> <p>Arkansas City " " 8:00 9:05 1:40</p> <p>Oklahoma City " " 4:50 1:00 1:00</p> <p>Purcell 76.88 " " 4:00 12:15</p> <p>Galveston (G.C. & S.F. Ry.) Ar 3:55 12:10</p> <p>Wayne " " 3:35 12:10</p> <p>Paoli " " 3:16 12:10</p> <p>Pauls Valley 84 " " 2:45 11:32</p> <p>Wynwood " " 2:45 11:16</p> <p>Davis 107 " " 2:31 11:16</p> <p>Rayford " " 2:24 11:16</p> <p>Dougherty " " 2:19 11:16</p> <p>Berwyn " " 2:02 11:16</p> <p>Ardmore 111 " " 1:46 10:23</p> <p>Overbrook " " 1:30 10:23</p> <p>Marietta " " 1:16 9:57</p> <p>Bondar " " 1:09 9:57</p> <p>Thackerville " " 1:03 9:57</p> <p>Gainesville " " 12:43 9:24</p> <p>Valley View " " 12:27 9:24</p> <p>Sanger " " 12:14 9:24</p> <p>Krum " " 12:01 9:24</p> <p>Ponder " " 11:50 9:24</p> <p>Justin " " 11:40 9:24</p> <p>Haslet " " 11:28 9:24</p> <p>Saginaw " " 11:16 9:24</p> <p>Fort Worth " " 11:00 8:00</p> <p>Dallas " " 8:55 7:45</p> <p>Ft. Worth " " 8:55 7:45</p> <p>Fort Worth " " 7:20 6:30</p> <p>Seminary Hill " " 7:01 6:30</p> <p>Crowley " " 6:49 6:30</p> <p>Joshua " " 6:37 6:30</p> <p>Cleburne 103, 112 " " 6:25 5:45</p> <p>Cleburne " " 6:15 5:35</p> <p>Rio Vista " " 6:02 5:35</p> <p>Blum " " 5:52 5:35</p> <p>Kopper " " 5:40 5:35</p> <p>Morgan " " 5:30 4:52</p> <p>Meridian " " 5:18 4:41</p> <p>Clifton " " 5:04 4:27</p> <p>Valley Mills " " 4:46 4:27</p> <p>Crawford " " 4:32 4:27</p> <p>McGregor " " 4:22 4:27</p> <p>Moody " " 4:04 3:47</p> <p>Pendleton " " 3:52 3:47</p> <p>Temple 98, 100 " " 3:40 3:10</p> <p>Paris (C.S.T.) Ar 9:35</p> <p>Lometa (C.S.T.) Ar 7:40</p> <p>Houston Ar 7:40</p> <p>San Antonio Ar 7:40</p> <p>Temple Lv 2:25</p> <p>Dallas Ar 7:45</p> <p>Ft. Worth Ar 6:30</p> <p>Temple Lv 3:10</p> <p>Temple 98, 99 Ar 1:10</p> <p>Belton Ar 12:34</p> <p>Nolanville " " 11:28</p> <p>Killeen " " 11:58</p> <p>Coppers Cove " " 11:40</p> <p>Kemper " " 11:19</p> <p>Lampasas " " 11:13</p> <p>Ogles " " 11:07</p> <p>Lometa 98, 101 " " 10:31</p> <p>Goldthwaite " " 9:49</p> <p>Mullen " " 9:27</p> <p>Zephyr " " 9:04</p> <p>Ricker " " 8:52</p> <p>Brownwood 98 " " 8:40</p> <p>Brownwood " " 8:10</p> <p>Bangs " " 7:51</p> <p>Santa Anna " " 7:53</p> <p>Coleman 98 " " 7:30</p> <p>Valera " " 6:24</p> <p>Talpa " " 5:06</p> <p>Benoit " " 5:35</p> <p>Ballinger " " 5:35</p> <p>Rowena " " 5:18</p> <p>Miles 102 " " 5:02</p> <p>San Angelo 91, 95, 102a " " 4:25</p> <p>San Angelo 91, 95, 102a " " 4:25</p> <p>San Angelo 91, 95, 102a " " 4:25</p> <p>San Angelo 91, 95, 102a " " 4:25</p> <p>San Angelo 91, 95, 102a " " 4:25</p>																											

Reference Marks:
 ● Fred Harvey meal stop.
 ☐ Lunch room (not Harvey service).
 ○ Via Texas and Pacific Ry.
 □ Via Mo. Pac. Lines.

a Stops to discharge passengers holding tickets of other lines issue or from A. T. & S. F. Ry. or S. F. Ry. or A. T. & S. F. Coast Lines.

b Stops on flag to receive paying passengers for scheduled stops of No. 78 or points north of Temple where No. 6 is scheduled to stop.

c Stops to discharge paying passengers.

f Flag stop.

g Stops to discharge paying passengers from south of Cleburne.

Safety First
 When a locomotive whistles for a grade crossing, that is a good time to believe all you hear.

Read down Temple & San Angelo Read up

91-76 Daily		77 Daily		Mls.		Table 100		76-92 Daily		78 Daily	
7:45	9:30	9:30	9:50	53.0	243.4	Lv. Galveston (C.S.T.)	Ar. Houston	Ar. San Antonio	Ar. Temple	Ar. Dallas	Ar. Ft. Worth
8:50	10:50	10:50	11:20	2.00	156.8	Lv. Temple	Ar. Dallas	Ar. Ft. Worth	Ar. Temple	Ar. Dallas	Ar. Ft. Worth
9:30	10:30	10:30	11:00	31.0	156.8	Lv. Temple	Ar. Dallas	Ar. Ft. Worth	Ar. Temple	Ar. Dallas	Ar. Ft. Worth
3:30	2:15	2:15	2:30	8.4	0	Lv. Temple	Ar. Dallas	Ar. Ft. Worth	Ar. Temple	Ar. Dallas	Ar. Ft. Worth
3:45	2:30	2:30	2:45	8.4	0	Lv. Temple	Ar. Dallas	Ar. Ft. Worth	Ar. Temple	Ar. Dallas	Ar. Ft. Worth
4:12	3:59	3:59	4:12	17.5	0	Lv. Temple	Ar. Dallas	Ar. Ft. Worth	Ar. Temple	Ar. Dallas	Ar. Ft. Worth
4:30	4:17	4:17	4:30	30.0	0	Lv. Temple	Ar. Dallas	Ar. Ft. Worth	Ar. Temple	Ar. Dallas	Ar. Ft. Worth
4:44	4:31	4:31	4:44	44.9	0	Lv. Temple	Ar. Dallas	Ar. Ft. Worth	Ar. Temple	Ar. Dallas	Ar. Ft. Worth
5:11	4:56	4:56	5:11	57.4	0	Lv. Temple	Ar. Dallas	Ar. Ft. Worth	Ar. Temple	Ar. Dallas	Ar. Ft. Worth
5:36	5:21	5:21	5:36	70.9	0	Lv. Temple	Ar. Dallas	Ar. Ft. Worth	Ar. Temple	Ar. Dallas	Ar. Ft. Worth
5:56	5:41	5:41	5:56	84.4	0	Lv. Temple	Ar. Dallas	Ar. Ft. Worth	Ar. Temple	Ar. Dallas	Ar. Ft. Worth
6:32	6:17	6:17	6:32	107.0	0	Lv. Temple	Ar. Dallas	Ar. Ft. Worth	Ar. Temple	Ar. Dallas	Ar. Ft. Worth
6:49	6:34	6:34	6:49	120.5	0	Lv. Temple	Ar. Dallas	Ar. Ft. Worth	Ar. Temple	Ar. Dallas	Ar. Ft. Worth
7:10	6:55	6:55	7:10	132.1	0	Lv. Temple	Ar. Dallas	Ar. Ft. Worth	Ar. Temple	Ar. Dallas	Ar. Ft. Worth
7:20	7:05	7:05	7:20	138.2	0	Lv. Temple	Ar. Dallas	Ar. Ft. Worth	Ar. Temple	Ar. Dallas	Ar. Ft. Worth
7:53	7:38	7:38	7:53	153.2	0	Lv. Temple	Ar. Dallas	Ar. Ft. Worth	Ar. Temple	Ar. Dallas	Ar. Ft. Worth
8:13	7:58	7:58	8:13	161.7	0	Lv. Temple	Ar. Dallas	Ar. Ft. Worth	Ar. Temple	Ar. Dallas	Ar. Ft. Worth
8:32	8:17	8:17	8:32	173.3	0	Lv. Temple	Ar. Dallas	Ar. Ft. Worth	Ar. Temple	Ar. Dallas	Ar. Ft. Worth
9:00	8:45	8:45	9:00	182.1	0	Lv. Temple	Ar. Dallas	Ar. Ft. Worth	Ar. Temple	Ar. Dallas	Ar. Ft. Worth
9:35	9:20	9:20	9:35	178.3	0	Lv. Temple	Ar. Dallas	Ar. Ft. Worth	Ar. Temple	Ar. Dallas	Ar. Ft. Worth
9:55	9:40	9:40	9:55	187.8	0	Lv. Temple	Ar. Dallas	Ar. Ft. Worth	Ar. Temple	Ar. Dallas	Ar. Ft. Worth
10:09	9:54	9:54	10:09	196.0	0	Lv. Temple	Ar. Dallas	Ar. Ft. Worth	Ar. Temple	Ar. Dallas	Ar. Ft. Worth
10:27	10:12	10:12	10:27	203.8	0	Lv. Temple	Ar. Dallas	Ar. Ft. Worth	Ar. Temple	Ar. Dallas	Ar. Ft. Worth
11:04	10:49	10:49	11:04	212.5	0	Lv. Temple	Ar. Dallas	Ar. Ft. Worth	Ar. Temple	Ar. Dallas	Ar. Ft. Worth
11:40	11:25	11:25	11:40	220.6	0	Lv. Temple	Ar. Dallas	Ar. Ft. Worth	Ar. Temple	Ar. Dallas	Ar. Ft. Worth
11:40	11:25	11:25	11:40	228.6	0	Lv. Temple	Ar. Dallas	Ar. Ft. Worth	Ar. Temple	Ar. Dallas	Ar. Ft. Worth

Read down Lometa & Eden Read up

53 Ex.Su.		Mls.		Table 101		54 Ex.Su.	
8:25	11.0	Lv. Lometa (C.S.T.)	Ar. Chadwick	9:35	11.0	Lv. Lometa (C.S.T.)	Ar. Chadwick
9:21	17.1	Lv. Lometa (C.S.T.)	Ar. Darnock	9:35	17.1	Lv. Lometa (C.S.T.)	Ar. Darnock
9:48	24.9	Lv. Lometa (C.S.T.)	Ar. San Saba	9:35	24.9	Lv. Lometa (C.S.T.)	Ar. San Saba
10:47	32.8	Lv. Lometa (C.S.T.)	Ar. Algerita	9:35	32.8	Lv. Lometa (C.S.T.)	Ar. Algerita
11:00	39.6	Lv. Lometa (C.S.T.)	Ar. Richland Springs	9:35	39.6	Lv. Lometa (C.S.T.)	Ar. Richland Springs
11:30	46.1	Lv. Lometa (C.S.T.)	Ar. Hall	9:35	46.1	Lv. Lometa (C.S.T.)	Ar. Hall
11:44	49.8	Lv. Lometa (C.S.T.)	Ar. Bellman	9:35	49.8	Lv. Lometa (C.S.T.)	Ar. Bellman
12:08	56.6	Lv. Lometa (C.S.T.)	Ar. Satuit	9:35	56.6	Lv. Lometa (C.S.T.)	Ar. Satuit
12:40	66.1	Lv. Lometa (C.S.T.)	Ar. Brady	9:35	66.1	Lv. Lometa (C.S.T.)	Ar. Brady
1:58	79.8	Lv. Lometa (C.S.T.)	Ar. Niblock	9:35	79.8	Lv. Lometa (C.S.T.)	Ar. Niblock
2:21	78.5	Lv. Lometa (C.S.T.)	Ar. Whitehead	9:35	78.5	Lv. Lometa (C.S.T.)	Ar. Whitehead
2:41	82.1	Lv. Lometa (C.S.T.)	Ar. Melvin	9:35	82.1	Lv. Lometa (C.S.T.)	Ar. Melvin
3:10	90.2	Lv. Lometa (C.S.T.)	Ar. Welview	9:35	90.2	Lv. Lometa (C.S.T.)	Ar. Welview
3:50	98.0	Lv. Lometa (C.S.T.)	Ar. Eden	9:35	98.0	Lv. Lometa (C.S.T.)	Ar. Eden

Paint Rock and Miles

Read down		Mls.		Table 102		Read up	
5:40	2.3	Lv. Paint Rock	Ar. Paint Rock	12:20	2.3	Lv. Paint Rock	Ar. Paint Rock
6:14	16.0	Lv. Paint Rock	Ar. Sims Valley	12:20	16.0	Lv. Paint Rock	Ar. Sims Valley
6:40	16.9	Lv. Paint Rock	Ar. Lowe	12:20	16.9	Lv. Paint Rock	Ar. Lowe
6:40	16.9	Lv. Paint Rock	Ar. Miles 100	12:20	16.9	Lv. Paint Rock	Ar. Miles 100

San Angelo and Sterling City

Read down		Mls.		Table 102a		Read up	
12:01	0.0	Lv. San Angelo 91, 95, 100, 102 Ar	Ar. Pulliam	6:50	0.0	Lv. San Angelo 91, 95, 100, 102 Ar	Ar. Pulliam
12:42	9.2	Lv. San Angelo 91, 95, 100, 102 Ar	Ar. Turner	6:50	9.2	Lv. San Angelo 91, 95, 100, 102 Ar	Ar. Turner
12:57	13.4	Lv. San Angelo 91, 95, 100, 102 Ar	Ar. Carlsbad	6:50	13.4	Lv. San Angelo 91, 95, 100, 102 Ar	Ar. Carlsbad
1:18	19.3	Lv. San Angelo 91, 95, 100, 102 Ar	Ar. Water Valley	6:50	19.3	Lv. San Angelo 91, 95, 100, 102 Ar	Ar. Water Valley
2:13	34.4	Lv. San Angelo 91, 95, 100, 102 Ar	Ar. Broome	6:50	34.4	Lv. San Angelo 91, 95, 100, 102 Ar	Ar. Broome
2:45	46.1	Lv. San Angelo 91, 95, 100, 102 Ar	Ar. Sterling City	6:50	46.1	Lv. San Angelo 91, 95, 100, 102 Ar	Ar. Sterling City

Paris, Dallas and Cleburne

Read down		Mls.		Table 103		Read up	
2:45	0.0	Lv. Paris (U. D.)	Ar. Ambia	12:25	0.0	Lv. Paris (U. D.)	Ar. Ambia
3:02	7.4	Lv. Paris (U. D.)	Ar. Roxton	12:25	7.4	Lv. Paris (U. D.)	Ar. Roxton
3:15	12.6	Lv. Paris (U. D.)	Ar. Ben Franklin	11:55	12.6	Lv. Paris (U. D.)	Ar. Ben Franklin
3:23	18.1	Lv. Paris (U. D.)	Ar. Pecan Gap	11:31	18.1	Lv. Paris (U. D.)	Ar. Pecan Gap
3:35	23.5	Lv. Paris (U. D.)	Ar. Ladonia 114	11:18	23.5	Lv. Paris (U. D.)	Ar. Ladonia 114
3:49	29.5	Lv. Paris (U. D.)	Ar. Wolfe City	10:59	29.5	Lv. Paris (U. D.)	Ar. Wolfe City
4:06	37.8	Lv. Paris (U. D.)	Ar. Celeste	10:39	37.8	Lv. Paris (U. D.)	Ar. Celeste
4:24	46.8	Lv. Paris (U. D.)	Ar. Merit	10:22	46.8	Lv. Paris (U. D.)	Ar. Merit
4:51	60.1	Lv. Paris (U. D.)	Ar. Farmersville	10:11	60.1	Lv. Paris (U. D.)	Ar. Farmersville
5:04	66.8	Lv. Paris (U. D.)	Ar. Copeville	9:57	66.8	Lv. Paris (U. D.)	Ar. Copeville
5:12	70.9	Lv. Paris (U. D.)	Ar. Clear Lake	9:47	70.9	Lv. Paris (U. D.)	Ar. Clear Lake
5:22	75.3	Lv. Paris (U. D.)	Ar. Wylie	9:38	75.3	Lv. Paris (U. D.)	Ar. Wylie
5:30	79.5	Lv. Paris (U. D.)	Ar. Sachse	9:29	79.5	Lv. Paris (U. D.)	Ar. Sachse
5:40	84.7	Lv. Paris (U. D.)	Ar. Garland	9:18	84.7	Lv. Paris (U. D.)	Ar. Garland
5:52	90.8	Lv. Paris (U. D.)	Ar. Reinhardt	9:04	90.8	Lv. Paris (U. D.)	Ar. Reinhardt
6:25	101.2	Lv. Paris (U. D.)	Ar. Dallas	8:35	101.2	Lv. Paris (U. D.)	Ar. Dallas
6:40	101.2	Lv. Paris (U. D.)	Ar. Dallas	8:20	101.2	Lv. Paris (U. D.)	Ar. Dallas
7:14	114.4	Lv. Paris (U. D.)	Ar. Duncan	7:49	114.4	Lv. Paris (U. D.)	Ar. Duncan
7:22	119.9	Lv. Paris (U. D.)	Ar. Cedar Hill	7:41	119.9	Lv. Paris (U. D.)	Ar. Cedar Hill
7:34	127.6	Lv. Paris (U. D.)	Ar. Midlothian	7:28	127.6	Lv. Paris (U. D.)	Ar. Midlothian
7:43	131.9	Lv. Paris (U. D.)	Ar. Wyatt	7:19	131.9	Lv. Paris (U. D.)	Ar. Wyatt
7:50	134.9	Lv. Paris (U. D.)	Ar. Venus	7:12	134.9	Lv. Paris (U. D.)	Ar. Venus
7:58	138.3	Lv. Paris (U. D.)	Ar. True loves	7:04	138.3	Lv. Paris (U. D.)	Ar. True loves
8:06	141.8	Lv. Paris (U. D.)	Ar. Alvarado	6:56	141.8	Lv. Paris (U. D.)	Ar. Alvarado
8:19	150.3	Lv. Paris (U. D.)	Ar. Keene	6:40	150.3	Lv. Paris (U. D.)	Ar. Keene
8:30	154.5	Lv. Paris (U. D.)	Ar. Cleburne 99, 112	6:30	154.5	Lv. Paris (U. D.)	Ar. Cleburne 99, 112
11:45	154.5	Lv. Cleburne	Ar. Cleburne	5:35	154.5	Lv. Cleburne	Ar. Cleburne
12:00	254.0	Lv. Temple	Ar. Temple	3:10	254.0	Lv. Temple	Ar. Temple
12:40	441.9	Lv. Houston	Ar. Houston	9:30	441.9	Lv. Houston	Ar. Houston
9:35	472.2	Lv. Galveston	Ar. Galveston	7:45	472.2	Lv. Galveston	Ar. Galveston

Gulf, Colorado and Santa Fe Railway

Somerville and Beaumont

Read down		Mls.		Table 104		Read up	
4:45	0.0	Lv. Somerville 99	Ar. Scofield	10:30	0.0	Lv. Somerville 99	Ar. Scofield
5:04	5.3	Lv. Somerville 99	Ar. Clay	10:04	5.3	Lv. Somerville 99	Ar. Clay
5:10	14.2	Lv. Somerville 99	Ar. Gilley	9:58	14.2	Lv. Somerville 99	Ar. Gilley
5:18	18.4	Lv. Somerville 99	Ar. Allenfarm	9:50	18.4	Lv. Somerville 99	Ar. Allenfarm
5:25	22.7	Lv. Somerville 99	Ar. Herrington	9:40	22.7	Lv. Somerville 99	Ar. Herrington
5:39	28.3	Lv. Somerville 99	Ar. Navasota	9:26	28.3	Lv. Somerville 99	Ar. Navasota
5:49	33.4	Lv. Somerville 99	Ar. Wood	9:13	33.4	Lv. Somerville 99	Ar. Wood
5:59	37.8	Lv. Somerville 99	Ar. Yarboro	9:03	37.8	Lv. Somerville 99	Ar. Yarboro
6:05	40.6	Lv. Somerville 99	Ar. Stoneham	8:57	40.6	Lv. Somerville 99	Ar. Stoneham
6:12	43.6	Lv. Somerville 99	Ar. Plantersville	8:50	43.6	Lv. Somerville 99	Ar. Plantersville
6:23	49.1	Lv. Somerville 99	Ar. Bobville	8:38	49.1	Lv. Somerville 99	Ar. Bobville
6:25	50.1	Lv. Somerville 99	Ar. Dobbin	8:35	50.1	Lv. Somerville 99	Ar. Dobbin
6:39	56.7	Lv. Somerville 99	Ar. Montgomery	8:20	56.7	Lv. Somerville 99	Ar. Montgomery
6:56	62.7	Lv. Somerville 99	Ar. Keenan	8:01	62.7	Lv. Somerville 99	Ar. Keenan
7:02	65.6	Lv. Somerville 99	Ar. Heona	7:54	65.6	Lv. Somerville 9	

Connections at Chicago.

Main table of train connections at Chicago, organized by rail line (Baltimore & Ohio, Monon-Nickel Plate-Chesapeake & Ohio, Chicago & Eastern Illinois, C. & L. (Monon Route), C.C.C. & St. L., Erie, N. Y. C. & St. L. (Nickel Plate District), Michigan Central, Michigan Central-Penna. System, Michigan Central-Canadian Pacific, New York Central R., Baltimore and Ohio, C.C.C. & St. L., Illinois Central, Baltimore and Ohio, C.C.C. & St. L., and Missouri Pacific).

Reference Marks: * Daily, † Except Sun. § Sun only, ‡ Except Sat. ¶ Except Mon. C. B. T. Central Standard Time. E. S. T. Eastern Standard Time. © Time is at Jersey City. Direct Motor Coach connection to and from 42nd St., Columbus Circle, and Brooklyn Stations. ♦ Special Service Charge. a Lv. and ar. at No. Phil. b Sleepers may be occupied until 7.30 a.m. c On Sun. arrives 1.30 p.m. g Direct connection. Leave 8.20 p.m. m Broad St. Sta.

Table of train connections from Louisville & Nashville and Mobile & Ohio to Chicago, including routes like St. Louis, Evansville, Henderson, Owensboro, Louisville, Hopkinsville, Guthrie, Nashville, Decatur, Birmingham, Montgomery, Pensacola, Mobile, New Orleans, Chattanooga, Atlanta, Jackson, Tampa, St. Petersburg, St. Louis, East St. Louis, Murphersboro, Cairo, Jackson, Montgomery, Meridian, and Mobile.

Table of train connections from Chicago to various destinations, including St. Louis, E. St. Louis, Charleston, Frankfort, Kokomo, Marion, Toledo (E.S.T.), Muncie (C.S.T.), Lima (E.S.T.), Cleveland (E.S.T.), Buffalo (E.S.T.), New York (E.S.T.), Mt. Vernon, French Lick, West Baden, Louisville, Harriman (Devonia St.), Knoxville (C.S.T.), Asheville (E.S.T.), Chattanooga, Atlanta (C.S.T.), Jacksonville (E.S.T.), St. Louis, Decatur, Danville, La Fayette, Toledo, and Detroit (C.S.T.).

Table of Pennsylvania Railroad connections between Chicago and other cities like St. Louis, Terre Haute, Greencastle, Indianapolis, Dayton, Pittsburgh, Baltimore, Washington, Philadelphia, and New York.

Table of reference marks and additional notes for the Chicago connections, including symbols for Daily, Except Sunday, Except Monday, Lunch room, and Coach passengers.

Table of train connections from Chicago to Kansas City via routes like Alton, C. B. & O., and Wabash, including intermediate stops like St. Louis, Hannibal, and Mexico.

Table of train connections from Chicago to Kansas City via routes like C. & I. & P., Kansas City Southern, and MeK-T., including intermediate stops like Rock Island, Moline, LaSalle, Ottawa, Des Moines, St. Paul, and Minneapolis.

Table of train connections from Chicago to Missouri Pacific destinations like Kansas City, Excelsior Springs, Chillicothe, Hannibal, St. Louis, St. Joseph, Lincoln, Council Bluffs, Omaha, Kansas City, Excelsior Springs, Chillicothe, Seymour, Ottumwa (Sherman St.), Ottumwa, Cedar Rapids, Muscatine, Davenport, Clinton, Savannah, Milwaukee, Ottumwa (Sherman St.), Muscatine, Davenport, Clinton, Savannah, Milwaukee, Ottumwa (Sherman St.), Muscatine, Davenport, Clinton, Savannah, Milwaukee.

Table of train connections from Chicago to St. Louis via routes like C.C.C. & St. L., Illinois Central, and Missouri Pacific, including intermediate stops like Peoria, Danville, Cleveland (E.S.T.), Buffalo, New York, Boston, St. Louis, Indianapolis, Cincinnati (E.S.T.), Peoria, Danville, Cleveland (E.S.T.), Buffalo, New York, Boston.

Time shown in light figures indicates a.m. Time shown in dark figures indicates p.m.

Connections at Milano									
Read down					Read up				
3	1	7	Mls.	8	2	4			
Missouri Pacific Lines									
Central Standard Time									
*11.22AM	*3.10PM	*3.35AM	0	Lv. Milano	Ar. *1.10AM	*12.14PM	*2.50PM		
12.30PM	4.10PM	4.40AM	35	Ar. Taylor	Lv. 12.15AM	11.20AM	1.55PM		
1.45PM	5.20PM	5.55AM	70	Ar. Austin	Lv. 11.00PM	10.10AM	12.43PM		
2.44PM	6.10PM	6.50AM	100	Ar. San Marcos	Lv. 10.07PM	9.23AM	11.49AM		
3.09PM	6.37PM	7.22AM	118	Ar. New Braunfels	Lv. 9.41PM	8.56AM	11.23AM		
*4.10PM	7.50PM	8.30AM	149	Ar. San Antonio	Lv. 8.50PM	8.00AM	*10.30AM		
	10.49PM	10.48AM	203	Ar. Pearsall	Lv. 6.36PM	5.30AM			
	*2.00AM	*2.00PM	303	Ar. Laredo	Lv. *3.30PM	*2.15AM			
National Rys. of Mexico									
	2	4	0	Lv. Laredo	Ar. *3.15PM	*1.55AM			
*2.20AM	*2.10PM			Lv. Monterrey	Ar. 8.40AM	7.55PM			
8.30AM	8.30PM	168	Ar.	Lv. San Luis Potosi	Ar. 9.30PM	8.10AM			
8.15PM	8.45AM	481	Ar.	Lv. Mexico City	Ar. 8.10AM	*7.50PM			
*8.45AM	*10.10PM	805	Ar.						

Connections at Houston									
Read down					Read up				
15	11	Mls.	12	16					
Missouri Pacific Lines									
Central Standard Time									
*9.20PM	*12.01PM	0	Lv. Houston	Ar. *7.00PM	*7.30AM				
4.20AM	6.30PM	248	Ar. Corpus Christi	Lv. 12.01PM	12.30AM				
6.17AM	10.00PM	325	Ar. Raymondville	Lv. 8.30AM	10.40PM				
6.50AM	10.45PM	348	Ar. Harlingen	Lv. 7.50AM	10.00PM				
7.55AM	11.35PM	372	Ar. Brownsville	Lv. *7.00AM	9.00PM				
	7.10AM	10.45PM	348	Lv. Harlingen	Ar. 9.40PM				
	8.26AM	12.20AM	380	Ar. McAllen	Lv. 8.00PM				
	8.40AM	12.45AM	386	Ar. Mission	Lv. *7.45PM				
*12.40PM		407	Ar. Rio Grande City	Lv. *5.00PM					
Central Standard Time									
	6	10	Mls.	9	6				
*8.20AM	*9.30PM	0	Lv. Houston	Ar. *7.45AM	*8.20PM				
10.42AM	11.40PM	89	Ar. Beaumont	Lv. 5.25AM	6.00PM				
2.25PM	3.10AM	219	Ar. Opelousas	Lv. 1.47AM	2.25PM				
4.50PM	5.30AM	278	Ar. Baton Rouge	Lv. *11.35PM	12.05PM				
*7.05PM	*7.40AM	368	Ar. New Orleans (Union Sta.)	Lv. *9.15PM	*9.50AM				

Sou. Pac. Lines—Texas-Mexican Ry.—Nat'l Rys. of Mexico									
Read down					Read up				
313-2-4	Mls.	3-1-314							
Central Standard Time									
Southern Pacific Lines									
*9.00PM	0	Lv. Houston	Ar. *7.45AM						
3.35AM	239	Ar. Alice	Lv. 12.52AM						
Texas-Mexican Ry.									
4.15AM	239	Lv. Alice	Ar. 10.35PM						
9.00AM	408	Ar. Laredo	Lv. 5.45PM						
National Rys. of Mexico									
2.10PM	408	Lv. Laredo	Ar. *3.15PM						
8.30PM	576	Ar. Monterrey	Lv. *8.40AM						
*7.50PM	860	Ar. Tampico	Lv. *7.00AM						
*10.10PM	1212	Ar. Mexico City	Lv. *8.10AM						

Connections at El Paso									
Southern Pacific Lines—					National Rys.				
Read down					Read up				
11	5	Mls.	Mt. St. Time	12	4	8	Mls.	Cent. St. Time	7
11.50	8.45	0	Lv. El Paso	Ar. 1.25	7.15	*2.40	0	Lv. El Paso	Ar. *6.00
4.40	1.40	216	Ar. Douglas	Lv. 8.15	7.29	11.27	227	Ar. Chihuahua	Lv. 9.33
5.27	2.35	238	Ar. Bisbee Jct.	Lv. 7.33	1.50	9.25	521	Ar. Torreon	Lv. *10.55
5.55	3.00	246	Ar. Bisbee	Lv. 7.00	1.20	6.58	788	Ar. Zacatecas	Lv. *1.58
5.27	2.35	238	Lv. Bisbee Jct.	Ar. 7.33	1.50	3.45	1007	Ar. Irapuato	Lv. 5.20
6.36	3.42	275	Ar. Fairbank	Lv. 6.36	12.49	9.45	1267	Ar. Guadaluajara	Lv. 6.00
8.15	6.20	339	Ar. Tucson	Lv. 4.40	10.55	6.45	1073	Ar. Queretaro	Lv. 2.30
						*1.05	1226	Ar. Mexico	Lv. *8.15

Connections at Merced Yosemite Valley R. R.									
Read down					Read up				
24	Daily	Mls.	A. T. & S. F. Ry.	23	Daily				
11.00PM	0	Lv. San Francisco	Ar. 7.30AM	7.30AM	1.55AM				
4.15AM	150	Ar. Merced (S.F. Sta.)	Lv. 1.55AM						
A. T. & S. F. Ry.									
7.30PM	0	Lv. Bakersfield	Ar. 8.55AM	8.55AM	6.00AM				
9.40PM	80	Ar. Hanford	Lv. 6.00AM	6.00AM	4.15AM				
12.05AM	110	Ar. Fresno	Lv. 4.15AM						
1.55AM	168	Ar. Merced (S.F. Sta.)	Lv. 4.15AM						
Yosemite Valley R. R.									
8.55AM	0	Lv. Merced (S.P. Sta.)	Ar. 5.25PM	5.25PM					
9.00AM	0	Lv. Merced (Y.V. Sta.)	Ar. 5.25PM						
9.17AM	11	Ar. Edendale	Lv. 5.01PM	5.01PM					
9.31AM	19	Ar. Snelling	Lv. 4.48PM	4.48PM					
9.45AM	24	Ar. Merced Falls	Lv. 4.36PM	4.36PM					
110.00AM	31	Ar. Exchequer	Lv. 4.19PM	4.19PM					
10.47AM	48	Ar. Bagby	Lv. 3.32PM	3.32PM					
12.15PM	78	Ar. El Portal	Lv. 2.05PM	2.05PM					
1.10PM	94	Ar. Yosemite (Stage)	Lv. 1.20PM	1.20PM					

Station-to-Station Reduced round-trip Fares

Go any day . . . on any Santa Fe train . . . to any Santa Fe station.

Buy round-trip tickets and save money.

Ask Santa Fe Agent about Week-end Excursions.

NEW—FAST TRAIN

The Ranger

Texas Oklahoma Kansas

FRED HARVEY AIR-CONDITIONED DINING CAR, OBSERVATION PULLMAN AND CHAIR CAR

The Ranger also carries through Pullman between San Antonio, Tex. and Denver, Colo.

See page 20 for condensed schedule and complete equipment

Ship Your Auto and Travel by Train

Now 20% Cheaper

It now takes only four first-class one-way or round-trip rail tickets to transport two passengers and their automobile between any stations on Santa Fe System Lines—a saving of 20%, as heretofore, five tickets were required.

If more than two passengers make the trip, one extra ticket for each additional passenger is necessary.

If only one passenger travels, the requirement is, three tickets for the automobile, and one for the passenger.

Ask any Santa Fe agent for complete details

Reference Marks

*Daily. †Except Sunday. •Fred Harvey Lunch room. ¶Lunch room (not Fred Harvey Service). a Wed. and Sat. b Mon. and Fri. c Mon. and Thurs. d Tues. and Fri. e Sun. and Wed. f Flag stop. g Sun. and Thurs. h Tues. and Sat. m Connecting service via M. P. Trans. Co. motor bus.

NEW SANTA FE FARES

Fares shown below are figured prior to the publication of tariffs and are subject to slight variations

TO FROM	CHICAGO	ST. LOUIS	KANSAS CITY	Minneapolis St. Paul	DENVER	TO FROM	CHICAGO	ST. LOUIS	KANSAS CITY	Minneapolis St. Paul	DENVER
CALIFORNIA						ARIZONA					
SAN FRANCISCO	\$111.00	\$102.00	\$88.00	\$105.20	\$65.95	GRAND CANYON	\$ 93.40	\$84.40	\$70.45	\$ 91.70	\$ 52.05
LOS ANGELES	111.00	102.00	88.00	105.20	65.95	PHOENIX	91.90	82.85	68.95	92.85	53.60
SAN DIEGO	111.00	102.00	88.00	105.20	65.95	TEXAS					
NEW MEXICO						BROWNSVILLE	73.90	59.45	53.00	77.55	68.30
ALBUQUERQUE	67.45	58.40	44.45	65.70	25.40	CORPUS CHRISTI	67.05	52.60	46.30	70.85	61.60
CARLSBAD	65.15	55.70	42.15	66.70	*38.35	EL PASO	70.15	61.10	47.15	71.70	36.55
DEMING	74.65	65.60	51.65	76.20	36.55	GALVESTON	57.80	43.30	39.90	63.45	56.85
LAMY	64.10	55.05	41.10	62.20	22.05	SAN ANTONIO	60.75	46.30	38.80	63.35	54.10
LAS VEGAS	60.80	51.80	37.85	58.95	18.80	MEXICO					
ROSWELL	61.35	51.95	38.40	62.95	*34.60	MEXICO CITY	114.10	\$9.65	93.15	117.70	102.40
SANTA FE	65.35	56.30	42.35	63.45	23.30						

* Applies via Amarillo; via La Junta and Albuquerque, \$44.30 to Roswell and \$48.10 to Carlsbad. To California, Grand Canyon, Arizona and Mexico City: Tickets on sale daily, limit for final return, one year from date of sale. To New Mexico and Texas, also Phoenix, Arizona: Tickets on sale daily, return limit, 6 months on tickets reading via the same route in both directions, and May 31 on tickets via diverse routes.

Stop-overs will be permitted at all points in both directions within final limit.

In addition to the above there are on sale 18 day limit round-trip tickets to Brownsville, Corpus Christi, Galveston, San Antonio, Texas and 23 day limit round-trip tickets to Mexico City at two cents per mile; also 10 day limit round-trip tickets between all points on Santa Fe System Lines at two cents per mile.

SIDE-TRIPS

DENVER, COLORADO SPRINGS OR PUEBLO. Tickets to California, Los Angeles, Bakersfield and beyond from territory east of Colorado may be routed through Denver, Colorado Springs or Pueblo and Albuquerque, thence A. T. & S. F. Ry.—Coast Lines, at the same through fares that apply direct through La Junta and Albuquerque. Side trip coupons may be included in through tickets at time of purchase or may be obtained at certain principal ticket offices. When through tickets to Arizona and California points are routed via La Junta and Deming or El Paso, the side trip tickets from La Junta will be sold at the following fares. Denver \$11.10, Colorado Springs \$6.60, Pueblo \$3.90.

CARLSBAD, N. M. (For Carlsbad Caverns National Park). Clovis to Carlsbad and return, \$8.62.

GALVESTON, TEX. Houston to Galveston and return, \$2.00.

GRAND CANYON, ARIZ. (Grand Canyon National Park). Through tickets may include side trip coupons, Williams to Grand Canyon and return, at an additional charge of \$7.60.

BAGGAGE STORAGE CHARGES accruing at Santa Fe stations, account Grand Canyon or Indian detour; side trips are waived on presentation of side trip certificates obtained from agents at Grand Canyon or Lamy.

INDIAN-DETOURS—See advertisement on page 9.

PHOENIX, ARIZ. (Optional Route) One-way or round-trip tickets reading from or via Albuquerque or Belen, N. M. to Barstow, Calif., or points beyond, or vice versa, will be honored via Ash Fork to Prescott or Phoenix and return; or via Ash Fork, Prescott or Phoenix, Parker and Cadiz, Calif., without additional charge. Side-trip coupons are no longer necessary and tickets will be honored as above upon application to conductor.

PRESOTT, ARIZ. (Same as Phoenix.)

SANTA FE, N. M. Lamy to Santa Fe and return, via Hunter Clarkson Inc. Motor Service, \$1.80.

YOSEMITE VALLEY, CALIF. (Yosemite National Park). Merced to Yosemite Valley and return, \$10.25.

Subject to change.

NOW \$34.50 only Chicago to California

Good in chair cars and coaches

Arizona

\$34.50 from CHICAGO
\$30.99 from ST. LOUIS
\$25.41 from KANSAS CITY
\$18.80 from DENVER

—and in Tourist Sleepers plus berth charges from Chicago

to PHOENIX - - - \$36.76
LOS ANGELES
SAN DIEGO
SAN FRANCISCO } **\$44.36**

New Santa Fe chair cars provide ladies lounge and smoking room. Also wash room for men. Fred Harvey lunch rooms and dining rooms save you money.

SAME-LOW-FARES EASTBOUND