



JULY 31, TO  
OCTOBER 30, 1949

TRAVELER'S  
EDITION

JULY 31, TO  
OCTOBER 30, 1949

TRAVELER'S  
EDITION



## TIME TABLES

The Atchison, Topeka and  
Santa Fe Railway System

## TIME TABLES

The Atchison, Topeka and  
Santa Fe Railway System

	Page
California Limited.....	8 and 9
Chicagoan-Kansas Cityan.....	16
Chicago-Texas Trains 5 and 6.....	17
Chief.....	2 and 3
Clovis-Carlsbad Service.....	21
Colorado-California Service.....	19
Dallas-Clovis Service.....	22
Dallas-San Angelo Service.....	22
Description of equipment.....	23 and 24
El Capitan.....	4 and 5
El Paso-Albuquerque Service.....	21
Houston-San Angelo Service.....	22
Kansas City-Colorado Service.....	19
Kansas City-Oklahoma City Service.....	22
Kansas City-Tulsa Service.....	18
Los Angeles-San Diego Service.....	20 and 21
Los Angeles-San Francisco Service.....	20 and 21
Map of Santa Fe System.....	12 and 13
New Orleans-Houston-California Service....	14 and 15
Oklahoma City-Colorado Service.....	19
Phoenix-Los Angeles Service.....	20
Santa Fe Traffic Offices.....	25
Scout.....	10
Super Chief.....	1
Texas Chief.....	11
The Grand Canyon.....	6 and 7

**SPECIAL SERVICES**  
for Santa Fe Patrons

**LONG BEACH.** Trainside motor coach connections are made with Santa Fe transcontinental trains at Pasadena, and Fullerton, California, providing interstate passengers and their baggage with direct service to and from Long Beach, California, at no extra charge.

**RAIL-AUTO SERVICE.** At certain cities, this convenient travel plan offers Santa Fe patrons the exclusive use of a new automobile at reasonable charge during their stay in those cities.

**TRANSFER SERVICE AT CHICAGO.** Passengers holding tickets through Chicago and having more than three hours between trains, may deliver their hand luggage to the Parmelee desk at *incoming* depots for delivery to the parcel checking rooms of the *outgoing* depots at the cost of only the usual parcel checking fees. The Parmelee transfer coupon—included as part of your through ticket—also entitles you to transfer service in Parmelee Coaches from your incoming depot to your outgoing depot, or to any hotel or other destination in downtown Chicago.

**TRAVEL CARD.** Holders of these Travel Cards can charge their Santa Fe tickets at the time of purchase for payment on the first of each month. To secure an application blank for a Travel Card, write to Rail Travel Credit Agency, 436 Union Station, Chicago 6, Illinois.

**NOT RESPONSIBLE.** The Atchison, Topeka & Santa Fe Railway System will not be responsible for errors in these time tables, nor for inconvenience or damage resulting from delayed trains, or failure to make connections. Schedules herein are subject to change without notice.

# Super CHIEF

39¾ Hours — Chicago and Los Angeles  
Daily All-Private-Room Streamliner, Extra fare

WESTBOUND—No. 17

EASTBOUND—No. 18

Alti- tude	Mls.	Read Down	↓	Alti- tude	Mls.	Read Down	↓
593	0	Lv CHICAGO (CST) Ill.	7.00PM	13	....	Leave San Diego Tr. 77 3.45 pm. Ar. Los Angeles Union Station 6.30 pm.	
	11	Cross Des Plaines River	7.18PM				
	24	Cross Des Plaines River	7.31PM				
	52	Cross Kankakee River	7.57PM	318	0	Lv LOS ANGELES Cal.	8.00PM
	92	Cross Vermilion River	8.30PM		2	Cross Los Angeles River	8.05PM
	128	Cross Illinois River	9.08PM		35	Long Beach passengers leave at 6.00 pm, via Motor Coach for Pasadena.	
	163	Cross Spoon River	9.36PM				
755	177	Lv GALESBURG Ill.	9.55PM	830	9	Lv PASADENA Cal.	8.30PM
	231	Cross Mississippi River	10.48PM		21	Cross San Gabriel River	8.50PM
521	234	Lv SHOPTON Ia.	11.00PM	1077	60	Lv SAN BERNARDINO Cal.	9.40PM
	251	Cross Des Moines River	11.15PM	3822	87	Cajon Pass between San Bernardino and San Gab- riel Mountains.	
	268	Cross Wyaconda River	11.31PM		108	Cross Mojave River	10.58PM
	279	Cross N. Fabius River	11.45PM		142	Ar BARSTOW Cal.	11.30PM
	323	Cross Chariton River	12.20AM	2105	142	San Francisco passengers use Train 4. Lv. 9.30 am, Oakland 9.55 am, Fresno 3.40 pm, Bakersfield 6.45 pm. Ar. Barstow 10.50 pm.	
	369	Cross Grand River	1.00AM		8		
	424	Cross Missouri River	1.47AM				
	781	Ar KANSAS CITY Mo.	2.25AM		2105	142	Lv BARSTOW Cal.
	781	Lv KANSAS CITY Mo.	2.35AM		476	308	Lv NEEDLES Cal.
1445	635	Lv NEWTON Kan.	5.35AM		320	Cross Colorado River	9.25AM
	670	Cross Arkansas River	6.10AM			At Seligman turn watches AHEAD one hour.	
	750	Cross Arkansas River	7.14AM	5242	457	Lv SELIGMAN (MST) Ariz.	16.09AM
2486	789	Lv DODGE CITY (MST) Kan.	16.56AM	7313	536	Cross Arizona Divide	7.55AM
	916	Cross Arkansas River	8.38AM		574	Cross Canyon Diablo	8.35AM
	970	Cross Purgatoire River	9.18AM	4843	601	Lv WINSLOW Ariz.	19.05AM
4045	991	Lv LA JUNTA Colo.	9.47AM		604	Cross Little Colorado River	9.12AM
		Views of Rocky Mts. Cross Colorado-New Mex- ico boundary through Raton Tunnel, one-half mile long and highest point on the Santa Fe.	11.37AM	6506	729	Lv GALLUP N. Mex.	11.052AM
7622	1088			7247	758	Cross Continental Divide	11.22AM
					854	Cross Rio Puerco	12.56PM
					879	Cross Rio Grande	1.11PM
6666	1095	Lv RATON N. Mex.	11.202PM	4934	889	Ar ALBUQUERQUE N. Mex.	1.25PM
6392	1205	Lv LAS VEGAS N. Mex.	11.53PM	4934	889	Lv ALBUQUERQUE N. Mex.	1.35PM
	1206	Cross Gallinas River	1.55PM		991	Cross Pecos River	3.28PM
	1235	Cross Pecos River	2.35PM		1020	Cross Gallinas River	4.14PM
4934	1337	Ar ALBUQUERQUE N. Mex.	4.55PM	6392	1021	Lv LAS VEGAS N. Mex.	14.18PM
4934	1337	Lv ALBUQUERQUE N. Mex.	5.05PM			Views of Rocky Mountains.	
	1347	Cross Rio Grande	5.17PM	6666	1131	Lv RATON N. Mex.	16.02PM
	1372	Cross Rio Puerco	5.40PM	7622	1138	Cross New Mexico-Colorado boundary through Raton Tunnel one-half mile long and highest point on the Santa Fe.	6.23PM
7247	1469	Cross Continental Divide	7.13PM				
6506	1497	Lv GALLUP N. Mex.	17.32PM	4045	1235	Lv LA JUNTA Colo.	8.30PM
	1622	Cross Little Colorado River	9.15PM	1256		Cross Purgatoire River	8.48PM
4843	1625	Lv WINSLOW Ariz.	19.22PM	1310		Cross Arkansas River	9.28PM
	1651	Cross Canyon Diablo	9.53PM			At Dodge City turn watches AHEAD one hour.	
7313	1690	Cross Arizona Divide	10.41PM	2486	1437	Lv DODGE CITY (CST) Kan.	11.218AM
		At Seligman turn watches BACK one hour.			1476	Cross Arkansas River	12.51AM
5242	1767	Lv SELIGMAN (PST) Ariz.	11.137PM		1556	Cross Arkansas River	1.50AM
	1904	Cross Colorado River	1.45AM	1445	1591	Lv NEWTON Kan.	12.35AM
476	1916	Lv NEEDLES Cal.	12.05AM	781	1776	Ar KANSAS CITY Mo.	5.35AM
2105	2083	Ar BARSTOW Cal.	4.55AM	781	1776	Lv KANSAS CITY Mo.	5.50AM
	8 2544	San Francisco passengers transfer to Train 23-61, Lv. Barstow 6.20 am, Ar. Ba- kersfield 10.50 am, Fresno 1.05 pm, Ocala and 5.00 pm, San Francisco 5.25 pm.		1802		Cross Missouri River	6.22AM
				1857		Cross Grand River	7.10AM
2105	2083	Lv BARSTOW Cal.	5.05AM	1903		Cross Chariton River	7.55AM
	2117	Cross Mojave River	5.39AM	1947		Cross N. Fabius River	8.35AM
3822	2138	Cajon Pass between San Bernardino and San Gab- riel Mountains.		1958		Cross Wyaconda River	8.45AM
						Cross Des Moines River	9.05AM
1077	2164	Lv SAN BERNARDINO Cal.	7.03AM	521	1992	Lv SHOPTON Ia.	19.35AM
	2202	Cross San Gabriel River	7.46AM		1995	Cross Mississippi River	9.41AM
830	2215	Ar PASADENA Cal.	8.12AM	755	2049	Lv GALESBURG Ill.	*1030AM
	35 2242	Long Beach passengers take Motor Coach at Pa- sadena. Ar. 9.35 am.		2063		Cross Spoon River	10.45AM
				2098		Cross Illinois River	11.18AM
	2222	Cross Los Angeles River	8.40AM	2135		Cross Vermilion River	11.50AM
318	2224	Ar LOS ANGELES Cal.	8.45AM	2174		Cross Kankakee River	12.31PM
13	2352	San Diego passengers Lv. Los Ang. Tr. 74, 11.45 am, Ar. San Diego 2.30 pm.		2202		Cross Des Plaines River	1.05PM
				2215		Cross Des Plaines River	1.20PM
				593	2226	Ar CHICAGO (CST) Ill.	1.45PM

\* Stops to receive or discharge passengers for or from scheduled stops in California.  
† Operating stop only. ☞ Indicates Rail-Auto Service available.



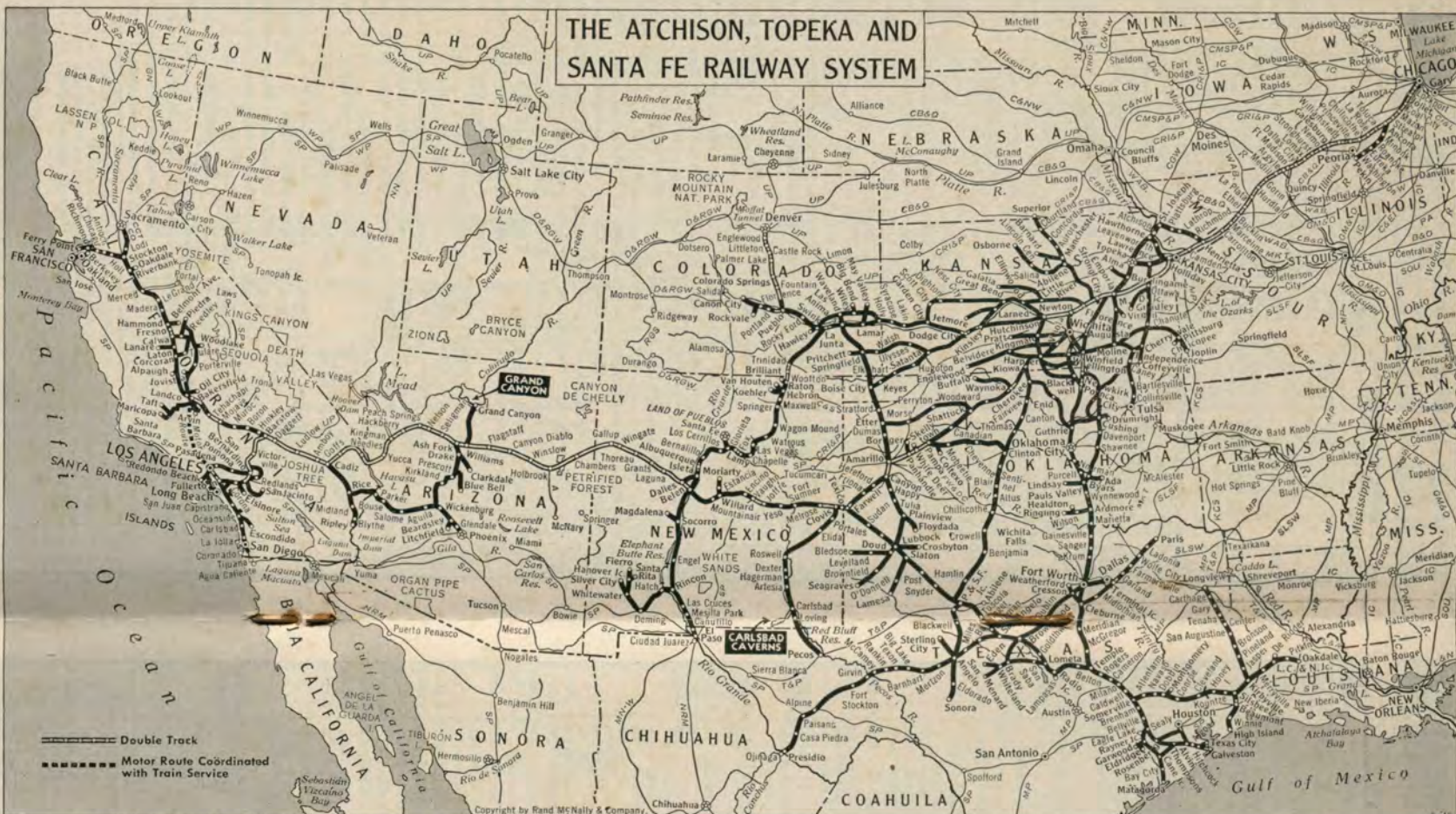




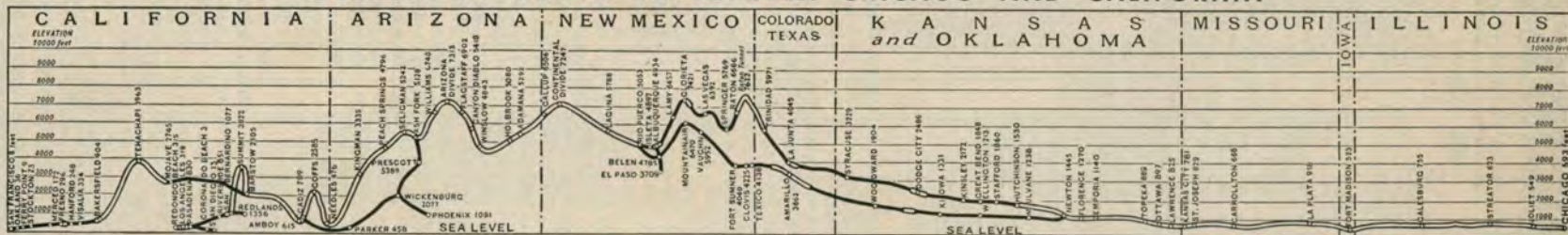




# THE ATCHISON, TOPEKA AND SANTA FE RAILWAY SYSTEM



## PROFILE OF SANTA FE BETWEEN CHICAGO AND CALIFORNIA



Central Standard Time (CST in time tables) applies east of Dodge City, Clovis and Scott City. Mountain Standard Time (MST in time tables) applies east of Seligman and Parker—west of Dodge City and Clovis, and points Scott City to Garden City. Pacific Standard Time (PST in time tables) applies west of Seligman and Parker.

ALONG YOUR WAY is an illustrated booklet prepared for Santa Fe travelers, giving brief descriptions of scenic spots, rivers, cities, "cow towns," mountain

peaks, Indian Pueblos and many other colorful places along the Santa Fe Railway. Ask the train crew for a copy when you board your Santa Fe train.

### MILEAGE OF SANTA FE LINES OPERATED

Atchison, Topeka and Santa Fe Railway	9,118 miles
Panhandle and Santa Fe Railway	1,888 miles
Gulf, Colorado and Santa Fe Railway	2,097 miles
<b>Total Mileage</b>	<b>13,103 miles</b>











# KANSAS CITY - OKLAHOMA CITY Service

Through Pullman and Chair Car

Train Nos. 123-27 Southbound

Train No. 28 Northbound

Altitude	Mls.	Read Down	Altitude	Mls.	Read Down
781	0	Chicago passengers leave on Train 23, The Grand Canyon, 12.01 pm; Ar. Kansas City 9.00 pm.	1262	0	Lv OKLAHOMA CITY
		Lv KANSAS CITY Mo. 9 50PM	1199	14	Lv EDMOND Okla.
		Oklahoma City chair car passengers Lv. Kan. City on Tr. 27, 9.15 p.m.	940	31	Lv GUTHRIE Okla.
1140	112	Lv EMPORIA Kan. 12.05AM	944	34	Cross Cimarron River
1445	185	Ar NEWTON Kan. 1.15AM	996	45	Lv MULHALL Okla.
1445	185	Lv NEWTON Kan. 1.45AM	891	62	Lv PERRY Okla.
1312	212	Lv WICHITA Kan. 2.30AM	996	77	Lv RED ROCK Okla.
1120	251	Lv WINFIELD Kan. 3.20AM	1005	95	Lv PONCA CITY Okla.
1118	263	Lv ARKANSAS CITY Kan. 3.50AM	1154	108	Lv NEWKIRK Okla.
1154	276	Lv NEWKIRK Okla. 4.10AM	119	119	Cross Arkansas River
1005	289	Lv PONCA CITY Okla. 4.40AM	1118	121	Lv ARKANSAS CITY Kan.
996	322	Lv PERRY Okla. 5.40AM	1120	133	Lv WINFIELD Okla.
1085	333	Lv ORLANDO Okla. 6.01AM	1312	172	Lv WICHITA Kan.
944	339	Lv MULHALL Okla. 6.10AM	1445	199	Ar NEWTON Kan.
		Cross Cimarron River 6.23AM	1445	199	Lv NEWTON Kan.
940	353	Lv GUTHRIE Okla. 6.35AM	272	272	Lv EMPORIA Kan.
973	360	Lv SEWARD Okla. 6.45AM	273	273	Cross Neosho River
1199	370	Lv EDMOND Okla. 7.00AM	288	288	Cross Osage River
1222	377	Lv BRITTON Okla. 7.15AM	889	326	Ar TOPEKA Kan.
1262	384	Ar OKLAHOMA CITY 7.45AM	825	352	Ar LAWRENCE Kan.
			781	397	Ar KANSAS CITY Mo. Passengers for Chicago Lv. Kansas City Train 24, The Grand Canyon, 7.00 am; Ar. Chicago 3.45 pm.

# HOUSTON - SAN ANGELO Service

Through Pullman, Chair Car service with change enroute

Train Nos. 66-75-77 Westbound

Train Nos. 78-76-65 Eastbound

Altitude	Mls.	Read Down	Altitude	Mls.	Read Down
54	0	Lv HOUSTON Tex. 6 55PM	1851	0	Lv SAN ANGELO Tex. 8 50PM
736	191	Lv TEMPLE Tex. 11 15PM	36	36	Cross Colorado River
1342	324	Ar BROWNWOOD Tex. 2.10AM	1660	37	Lv BALLINGER Tex. 10 05PM
1342	324	Lv BROWNWOOD Tex. 2.50AM	1342	114	Ar BROWNWOOD Tex. 12.30AM
1660	401	Ar BALLINGER Tex. 5.15AM	1342	114	Lv BROWNWOOD Tex. 1.05AM
		Cross Colorado River 5.17AM	736	247	Ar TEMPLE Tex. 4.00AM
1851	438	Ar SAN ANGELO Tex. 6.30AM	54	438	Ar HOUSTON Tex. 8.25AM

# DALLAS - FT. WORTH - SAN ANGELO Service

Through Pullman and Chair Car

Train Nos. 112-77 Southbound

Train Nos. 78-111 Northbound

Altitude	Mls.	Read Down	Altitude	Mls.	Read Down
512	0	Lv DALLAS Tex. 8 15PM	1851	0	Lv SAN ANGELO Tex. 8 50PM
670	31	Lv FORT WORTH Tex. 9 20PM	36	36	Cross Colorado River
		Cross Brazos River 10 30PM	1660	37	Lv BALLINGER Tex. 10 05PM
725	71	Lv GRANBURY Tex. 10 40PM	1342	97	Lv BROWNWOOD Tex. 1.20AM
1285	107	Lv STEPHENVILLE Tex. 11 36PM	1360	128	Lv COMANCHE Tex. 2.30AM
1460	121	Lv DUBLIN Tex. 12 09AM	1460	149	Lv DUBLIN Tex. 3.15AM
1360	143	Lv COMANCHE Tex. 12 46AM	1285	163	Lv STEPHENVILLE Tex. 3.47AM
1342	173	Ar BROWNWOOD Tex. 2.15AM	725	199	Lv GRANBURY Tex. 4.55AM
1660	235	Ar BALLINGER Tex. 5.15AM	200	200	Cross Brazos River 4.58AM
		Cross Colorado River 5.17AM	670	239	Ar FORT WORTH Tex. 6.25AM
1851	270	Ar SAN ANGELO Tex. 6.30AM	512	270	Ar DALLAS Tex. 8.00AM

# DALLAS - FT. WORTH - CLOVIS Service

Through Pullman and Chair Car

Train Nos. 112-77-75-94-97 Westbound

Train Nos. 98-95-76-78-111 Eastbound

Altitude	Mls.	Read Down	Altitude	Mls.	Read Down
512	0	Lv DALLAS Tex. 8 15PM	4225	0	Lv CLOVIS N. Mex. 4 00PM
670	31	Lv FT. WORTH Tex. 9 20PM	4138	9	Lv TEXICO N. Mex. 4 15PM
1342	173	Ar BROWNWOOD Tex. 2.15AM	3555	52	Lv LITTLEFIELD Tex. 5 40PM
2145	287	Ar SWEETWATER Tex. 5.30AM	3195	89	Lv LUBBOCK Tex. 7 00PM
2316	326	Ar SNYDER Tex. 6.38AM	3163	104	Lv SLATON Tex. 7 25PM
2602	369	Ar POST Tex. 7.34AM	3195	111	Lv SOUTHLAND Tex. 7 35PM
3195	386	Ar SOUTHLAND Tex. 7.56AM	2602	128	Lv POST Tex. 7 53PM
3163	394	Ar SLATON Tex. 8.05AM	2316	171	Lv SNYDER Tex. 8 50PM
3195	409	Ar LUBBOCK Tex. 8.35AM	2145	210	Lv SWEETWATER Tex. 10 00PM
3555	446	Ar LITTLEFIELD Tex. 9.50AM	1342	324	Ar BROWNWOOD Tex. 1.20AM
4138	489	Ar TEXICO N. Mex. 11.15AM	670	467	Ar FT. WORTH Tex. 6.25AM
4225	498	Ar CLOVIS N. Mex. 11.30AM	512	498	Ar DALLAS Tex. 8.00AM

Indicates Rail-Auto Service Available.

# Equipment

Super CHIEF—Trains 17 and 18—Extra fare

Between Chicago and Los Angeles—Baggage lounge car; Three 10 Roomette, 3 double bedroom, 2 compartment Pullmans; Three 2 drawing room, 4 compartment, 4 double bedroom Pullmans; Club lounge car; Dining car, 4 drawing room-1 double bedroom observation-lounge car Pullman.

Valet, Barber, Shower bath. Radio and recorded musical programs in every room.

The CHIEF—Trains 19 and 20—Extra fare

Between Chicago and Los Angeles—Baggage lounge car; 17 roomette Pullman; Club lounge car; Dining car; 4 drawing room, 1 double bedroom observation Pullman.

Between Chicago and San Diego—8 section, 2 compartment, 2 double bedroom Pullman.

Between Chicago and Phoenix—8 section, 2 compartment, 2 double bedroom or 8 section, 1 drawing room, 2 compartment Pullman.

Between New York and Los Angeles—Two 2 drawing room, 4 compartment, 4 double bedroom Pullmans (one car via 20th Century the other via Broadway Limited). 10 roomette, 5 double bedroom Pullman (via 20th Century).

Between Washington and Los Angeles—6 roomette, 6 section, 4 double bedroom Pullman (via Capitol Limited).

Valet, Barber, Shower bath.

EL CAPITAN—Trains 21 and 22—Extra fare

Between Chicago and Los Angeles—Seven Chair cars (44 seats to car); Two Lunch-counter diners. Club lounge car, Chair observation car (42 seats). Courier-Nurse Service. Radio and recorded musical programs.

The GRAND CANYON—(1st Section) Trains 23 and 24

Between Chicago and Los Angeles—Lounge car; 6 compartment, 3 drawing room Pullman; 24 Duplex roomette Pullman; 6 section, 1 drawing room, 4 double bedroom Pullman; 14 section Pullman; Dining car.

Between Chicago and Los Angeles via Grand Canyon—8 section, 1 drawing room, 2 compartment Pullman, 4 compartment, 4 double bedroom, 2 drawing room Pullman and 6 compartment, 3 drawing room Pullman.

Between Chicago and Oakland, San Francisco—6 roomette, 6 section, 4 double bedroom Pullman.

The Grand Canyon—(2nd Section). Trains 23-123-23 and 24-124-24. Between Chicago and Los Angeles. Chicago and Oakland-San Francisco, through chair cars. Grand Canyon passengers change cars at Williams. Dining car and Lounge car service all the way. Courier-Nurse service between Chicago and Los Angeles.

The SCOUT—Trains 5-105 and 6-106

Between Chicago and Los Angeles via Carlsbad (Carlsbad Caverns)—10 section, 1 drawing room, 2 compartment Pullman. (On Train 3 and 4 between Albuquerque and Los Angeles).

Chicago and Topeka—10 section, 2 double bedroom, 1 compartment Pullman.

Chicago to Kansas City (Train 5)—8 section, 1 drawing room, 2 compartment Pullman; 24 Duplex roomette Pullman; 6 section, 6 roomette, 4 double bedroom Pullman. Kansas City to Chicago (Train 6)—14 section Pullman.

Amarillo and Albuquerque—12 section, 1 drawing room Pullman.

Lounge car and dining car between Chicago and Newton.

Snack bar car between Newton and Amarillo.

CALIFORNIA LIMITED—Trains 3 and 4

Between Chicago and Los Angeles—Chair cars; 10 section lounge Pullman; 10 section, 1 drawing room, 2 compartment Pullman; 8 section, 1 drawing room, 2 compartment Pullman, Dining car, Club lounge car.

Between Chicago and Oakland—10 section, 1 drawing room, 2 compartment Pullman.

Between Chicago and Denver—Smoker chair car.

Chicago to Kansas City (On No. 3 only)—14 section Pullman.

From Kansas City to Chicago (On No. 4 only)—24 Duplex roomette Pullman; 8 section, 1 drawing room, 2 compartment Pullman; 6 section, 6 roomette, 4 double bedroom Pullman; 8 section, 2 compartment, 2 double bedroom Pullman (from Tulsa).

Between Dodge City and Denver—12 section, 1 drawing room Pullman.

Between Denver and Los Angeles—8 section, 1 drawing room, 2 compartment Pullman; chair car.

Between Denver and Phoenix—10 section, 2 drawing room Pullman.

Between Albuquerque and Los Angeles (from Carlsbad Caverns)—10 section, 1 drawing room, 2 compartment Pullman, On The Scout between Chicago, Carlsbad, Albuquerque.

Between Albuquerque and Oakland—chair car.

Between Phoenix and Los Angeles—10 section, 2 drawing room Pullman, chair car.

Between Barstow and Oakland—(connecting train) Chair car; dining car.

# Equipment

## TEXAS CHIEF—Train 15 and 16

Between Chicago and Galveston—Club Lounge car. 24 duplex roomette Pullman; 6 section, 6 roomette, 4 double bedroom Pullman or 6 double bedroom, 2 drawing room, 2 compartment Pullman; Lunch-counter dining car. Chair cars, reclining seats.

Between Chicago and Oklahoma City—6 section, 6 roomette, 4 double bedroom Pullman.

Between Chicago and Wichita—6 section, 6 roomette, 4 double bedroom Pullman. (May be occupied at Wichita until 8:00 am.)

Chicago to Tulsa (Southbound only)—8 section, 2 compartment, 2 double bedroom Pullman. (On No. 47 from Kansas City.)

Courier-Nurse service. Radio and recorded musical programs.

## The KANSAS CITYAN—CHICAGOAN

### Train 11-111 and 112-12

Between Chicago and Dallas—8 section, 2 compartment, 2 double bedroom Pullman; chair car.

Between Chicago and Oklahoma City—Chair-lounge car; dining car; chair cars.

Between Chicago and Kansas City—Parlor observation car (operates on streamliner No. 211 and No. 212, The Tulsan between Kansas City and Tulsa).

Between Oklahoma City and Dallas—10 section lounge Pullman.

## The TULSAN—Train 211 and 212

Between Chicago and Tulsa—Parlor observation car and chair cars (carried on Train 11 and 12 between Chicago-Kansas City). Dining car.

## The OIL FLYER—Train 47 and 48

Between Chicago and Tulsa—8 section, 2 compartment, 2 double bedroom Pullman. (On No. 15 Chicago-Kansas City; on No. 4 Kansas City-Chicago).

Between Chicago and Kansas City; Kansas City and Tulsa—Cafe-observation car; chair car, lounge car.

## Train 5 and 6—Chicago-Texas Service

Between Chicago and Galveston—10 section, 1 drawing room, 2 compartment Pullman, and chair car.

Between Ft. Worth and Galveston—10 section, 1 drawing room, 2 compartment Pullman.

Between Chicago and Newton—Club lounge car, dining car.

Between Guthrie and Ft. Worth—Dining car.

## The ANTELOPE—Train 27 and 28

Between Kansas City and Oklahoma City—12 section 1 drawing room Pullman (on No. 123 between Kansas City and Newton, southbound only), and chair car.

Between Denver and Oklahoma City—12 section, 1 drawing room Pullman (on connecting train between Denver and Newton).

## New Orleans-Houston—California Service

(Connecting with The Grand Canyon, Train 23 and 24). Between Dallas and Los Angeles—10 section, 1 drawing room, 2 compartment Pullman.

Between Dallas and Clovis—14 section Pullman and chair car.

Between New Orleans and Oakland, San Francisco—6 section, 6 roomette, 4 double bedroom Pullman. Chair car service with change at Barstow. Dining Car service between Houston and Clovis—Clovis and California. Lounge Car and chair car service between Houston and California. Courier-Nurse service for chair car passengers between Clovis and Los Angeles.

## Famous Fred Harvey Dining Car service

## RAIL AND PULLMAN FARES

Rail Fare .....

to ..... \$.....

Drawing-room                       Compartment

Bedroom                               Roomette

Lower berth                           Upper berth \$.....

Transportation tax \$.....

TOTAL \$.....

Train ..... Date.....

Leave..... Arrive.....

# SANTA FE TRAFFIC OFFICES

Albuquerque, N. M.....	Santa Fe Station
Alhambra, Calif.....	106 W. Main St.
Amarillo, Tex.....	Santa Fe Bldg.
Atchison, Kan.....	201 Masonic Bldg.
Atlanta 3, Ga.....	1314 Rhodes-Haverty Bldg.
Bakersfield, Calif.....	Santa Fe Station
Beaumont, Tex.....	413 Perlestein Bldg.
Berkeley 4, Calif.....	2140 Center St.
Beverly Hills, Calif.....	9429 Wilshire Blvd.
Boston 16, Mass.....	Rooms 4-5 Little Bldg.
Buffalo 2, N. Y.....	1408 Liberty Bank Bldg.
Chicago 4, Ill.....	179 W. Jackson Blvd.
Chicago 4, Ill.....	238 So. Michigan Ave.
Cincinnati 2, Ohio.....	701 Dixie Terminal Bldg.
Cleveland 14, Ohio.....	750 Union Commerce Bldg.
Colorado Springs, Colo.....	Santa Fe Station
Dallas 1, Tex.....	1315 Commerce St.
Denver 2, Colo.....	524-17th Street
Des Moines 9, Iowa.....	601 Equitable Bldg.
Detroit 26, Mich.....	1225 Lafayette Bldg.
El Paso, Tex.....	Sheldon and El Paso Sts.
Fort Worth 2, Tex.....	808 Houston St.
Fresno 1, Calif.....	Santa Fe Station
Galveston, Tex.....	411-22nd St.
Glendale 4, Calif.....	107 So. Brand Blvd.
Hollywood 28, Calif.....	6405 Hollywood Blvd.
Houston 2, Tex.....	800 Travis St.
Huntington Park, Calif.....	7136 Pacific Blvd.
Indianapolis 4, Ind.....	210 Guaranty Bldg.
Inglewood, Calif.....	314 E. Hillcrest Blvd.
Kansas City 6, Mo.....	1100 Baltimore Ave.
Leavenworth, Kan.....	781 Shawnee St.
Long Beach 2, Calif.....	117 Pine Ave.
Los Angeles 14, Calif.....	601 So. Hill St.
Lubbock, Tex.....	Santa Fe Station
Mexico City, Mex.....	Bolivar 22-B
Milwaukee 3, Wis.....	401 Majestic Bldg.
Minneapolis 2, Minn.....	938 Northwestern Bank Bldg.
Monterrey, Mex.....	Apartado No. 627
New Orleans 12, La.....	307 Pere Marquette Bldg.
New York 18, N. Y.....	500 Fifth Ave.
Oakland 12, Calif.....	401 Fourteenth St.
Oklahoma City 2, Okla.....	112 N. Robinson St.
Palm Springs, Calif.....	404 No. Palm Canyon Drive
Pasadena 1, Calif.....	Santa Fe Station
Peoria 2, Ill.....	211 Jefferson Bldg.
Philadelphia 7, Pa.....	1114-16 Lincoln-Liberty Bldg.
Phoenix, Ariz.....	102 No. First Ave.
Pittsburgh 19, Pa.....	1222 Gulf Bldg.
Pomona, Calif.....	Santa Fe Station
Portland 5, Ore.....	1201 American Bank Bldg.
Pueblo, Colo.....	401 N. Union Ave.
Riverside, Calif.....	Santa Fe Station
Sacramento 14, Calif.....	1000-10th St.
St. Joseph 2, Mo.....	505 Francis St.
St. Louis 1, Mo.....	296 Arcade Bldg.
Salt Lake City 1, Utah.....	811 Continental Bank Bldg.
San Angelo, Tex.....	204 P. & S. F. Station
San Antonio 5, Tex.....	1115 Majestic Bldg.
San Bernardino, Calif.....	Santa Fe Station
San Diego 1, Calif.....	Cor. 5th Ave. and B St.
San Francisco 8, Calif.....	136 Geary St.
San Jose, Calif.....	28 N. First St.
San Pedro, Calif.....	819 So. Pacific Ave.
Santa Ana, Calif.....	301 N. Main St.
Santa Barbara, Calif.....	29 W. Carrillo St.
Santa Fe, N. M.....	101 E. San Francisco St.
Santa Monica, Calif.....	430 Santa Monica Blvd.
Santa Rosa, Calif.....	456 Tenth St.
Seattle 1, Wash.....	The 1411 Fourth Ave. Bldg.
Stockton 3, Calif.....	101 E. Weber Ave.
Topeka, Kan.....	Santa Fe Bldg.
Tulsa 3, Okla.....	417 S. Boston Ave.
Washington 5, D. C.....	525 Shoreham Bldg.
Whittier, Calif.....	148 N. Greenleaf Ave.
Wichita 2, Kan.....	200 S. Broadway
Wichita Falls, Tex.....	608 Staley Bldg.

R. T. ANDERSON, General Passenger Traffic Manager. Chicago 14  
 C. C. THOMPSON, Passenger Traffic Manager. Los Angeles 14  
 H. N. DAVIS, Passenger Traffic Manager. Topeka  
 A. C. ATER, Passenger Traffic Manager. Galveston  
 H. C. VINCENT, Traffic Manager. Amarillo  
 T. H. MURRAY, General Freight & Passenger Agent. Phoenix  
 G. C. LYMAN, General Freight & Passenger Agent. Albuquerque  
 D. F. ROONEY, Eastern General Passenger Agent. New York 18  
 L. R. EVERETT, Western Gen'l. Passenger Agent. San Francisco 2