


June 21, 1953

# UNION PACIFIC RAILROAD

TIME TABLES



June 21, 1953

# UNION PACIFIC RAILROAD

TIME TABLES



**IT'S NEW!**

**IT'S FREE!**



*Here's an unusual attraction* for Union Pacific passengers traveling to or from Southern California; a motor coach trip from Las Vegas, Nevada right to Hoover Dam-Lake Mead and return — *at no extra charge!*

This offer is good on tickets routed via Union Pacific between Omaha, Kansas City or St. Joseph, Mo., Leavenworth, Kans., and Daggett, Calif., or beyond. Also via Union Pacific between Huntington, Ore., and Daggett, Calif., or beyond. Via other routes the cost is \$2.50 for the Las Vegas-Hoover Dam round trip.

An interesting guided tour through gigantic Hoover Dam is available to all visitors for only 35 cents.

See Table 10, page 31 of this folder for schedule.  
Operated by Las Vegas-Tonopah-Reno Stage Line, Inc.  
37-passenger diesel motor coaches

*Union Pacific provides daily service to and from Las Vegas on the Streamliners "City of Los Angeles" and "City of St. Louis" . . . also on the Los Angeles Limited and Gold Coast-Pony Express.*

**UNION PACIFIC RAILROAD**

# TABLE OF CONTENTS

|  |               |  |             |
|--|---------------|--|-------------|
| <b>Section</b>                                 | <b>Page</b>   | <b>Section</b>                                   | <b>Page</b> |
| Index to Union Pacific Stations.....           | 3 to 5        | Connecting Bus Lines Service.....                | 42          |
| Coast to Coast Sleeping Car Service.....       | 6 and 7       | Address of Principal Union Pacific Stations..... | 42          |
| Equipment of Through Trains.....               | 8 to 23       | One Way Railroad Fares.....                      | 45          |
| Condensed Train Schedules.....                 | 8 to 23       | Round Trip Railroad Fares.....                   | 46 and 47   |
| Complete Train Schedules.....                  | 24 to 41      | Pullman Sleeping Car Charges.....                | 48 and 49   |
| Map of Union Pacific and Connecting Lines..... | 26 and 27     | Special Service Charges.....                     | 49          |
| Connecting Rail Lines Service.....             | 32, 43 and 44 | Union Pacific Representatives.....               | 50 and 51   |

# INFORMATION

Miles shown on **mile posts** read westward from Council Bluffs, Iowa. Miles shown herein are from Omaha, Nebraska. (Variance approximately 3 miles.)

**Time** from midnight to noon inclusive, is indicated by light face type; **from noon to midnight inclusive**, by dark face type.

Any person who, because of mental, physical or other **disability**, is incapable of properly caring for himself or herself, will be received as a passenger **ONLY** when accompanied by a competent attendant.

New **leg rest seat coaches** are assigned to the Pacific Coast Streamliners. Every effort is made to maintain this service, but operation of non-leg rest coaches may be necessary on occasions, due to emergencies or shortages.

On trains that carry **chair car porters**, there is no charge for the services of the porter. He will, however, collect a nominal charge for pillows.

Children under 5 years of age ride free, when accompanied by parent or guardian; 5 years of age and under 12, pay **one-half fare**; 12 years of age and over, pay full fare.

Should any question or difference of understanding arise with agents or conductors as to **proper fare** or ticket privileges, please pay fare requested, take receipt, and communicate with General Passenger Traffic Manager, Omaha 2, Nebr.

**Tickets unused** or partly used, will be redeemed under tariff regulations at proper value. Consult any Union Pacific office or write to Gen'l Passenger Traffic Mgr., Omaha 2, Nebr.

**Stoppers** are permitted at all points within final limit of tickets by notifying conductor.

Many attractive **side trips** and optional routes are available. Ask your local Agent or any Union Pacific representative for details.

Tickets reading via Union Pacific Railroad will be honored by Overland Greyhound **Bus Lines** between any two points between which those two companies jointly operate.

You are requested to purchase your tickets before boarding the train.

At **Chicago** the Parmelee coupon on a through railroad ticket entitles the holder, without additional charge, to have himself and hand luggage transferred in a Parmelee car from his incoming to his outgoing station or to a downtown destination. Or, when there is at least a 3-hour interval between arrival of train in Chicago and scheduled departure time from outgoing station, Parmelee will transfer such luggage to the passenger's outgoing station where it can be claimed at the

parcel check room. The only cost is the usual parcel checking fee, 15 cents for each bag or parcel.

It is desirable to mark or tag each piece of baggage (for easy identification) with your name and address and, in addition, place your name and permanent address inside each piece, whether it is checked or carried with you on the train. Ask Ticket or Baggage Agent for free **address labels**.

For the convenience and comfort of themselves and others, passengers are requested to check their **hand baggage** whenever possible, except that actually needed for personal use enroute. No responsibility is assumed for unchecked articles left in stations, on platforms or in cars.

**Checkable baggage** consists of wearing apparel, toilet articles and such personal effects as the passenger may need for use on the trip.

Money, jewelry, negotiable papers, liquids, fragile or perishable articles, radios, typewriters, dishes and household goods must not be included in checked baggage.

One hundred and fifty (150) pounds of baggage, not exceeding one hundred dollars (\$100.00) in value, may be checked free on each adult ticket, and one-half those amounts in connection with half-fare tickets.

Passengers have the privilege of declaring **additional value** on checked baggage, not to exceed a total of \$2500.00, upon payment of a nominal charge. Consult Baggage Agent.

Dogs or other small household **pets** will be transported in baggage cars, subject to tariff regulations, or they may be taken into room accommodations when in suitable containers and subject to Pullman Company regulations. Ask your Agent for full details.

No single piece of baggage, exceeding 300 pounds in weight, 72 inches in greatest dimension, or single shipments in excess of \$2500.00 in value, will be checked. **Exception:** Boxes of heavy or corrugated pasteboard are limited to a gross weight of 50 pounds each.

All baggage should be marked plainly on outside with name and address of the owner.

In case of **lost articles**, communicate with Manager, Mail, Baggage & Express Traffic, Omaha 2, Nebr.

Union Pacific Railroad is not responsible for errors in time tables, inconvenience or loss resulting from **delayed trains**, failure to make connections, air conditioning failures, or emergency substitutions in equipment. Schedules, consists and designations of trains shown in this folder are subject to change without notice.

# INDEX OF CONDENSED THROUGH TIME TABLES

|   |  |   |  |   |   |
|---|--|---|--|---|---|
| <b>BETWEEN AND</b><br>New York City—<br>Los Angeles.....<br>San Francisco.....  | <b>TABLE</b><br>Page 6<br>Page 7           | <b>BETWEEN AND</b><br>St. Louis—<br>Kansas City<br>Reno, San Francisco.....<br>Denver.....<br>Sun Valley, Boise, Portland,<br>Tacoma, Seattle.....<br>Spokane.....<br>West Yellowstone, Victor.....                             | <b>TABLE</b><br>E<br>H<br>F<br>L<br>O                          | <b>BETWEEN AND</b><br>Denver.....<br>Spokane.....<br>West Yellowstone, Victor.....  | <b>TABLE</b><br>L<br>O  |
| <b>Chicago—</b><br>Omaha.....<br>Los Angeles, Pasadena, Las<br>Vegas, Cedar City, Salt Lake<br>City, Ogden, Cheyenne.....<br>San Francisco, Reno, Ogden,<br>Cheyenne, West Yellowstone<br>Seattle, Tacoma, Portland,<br>Boise, Sun Valley, West<br>Yellowstone.....<br>Denver, North Platte.....<br>Spokane.....<br>West Yellowstone, Victor..... | <b>TABLE</b><br>A<br>B<br>C<br>G<br>K<br>O | <b>BETWEEN AND</b><br>Minneapolis.....<br>Denver.....<br>Ogden, Salt Lake City.....<br>Cedar City, Las Vegas, Los<br>Angeles, Pasadena.....<br>Reno, San Francisco.....<br>Sun Valley, Boise, Portland,<br>Tacoma, Seattle..... | <b>TABLE</b><br>F<br>L<br>O<br>A<br>B<br>G<br>J<br>D<br>E<br>F | <b>BETWEEN AND</b><br>Salt Lake City, Cedar City, Las Vegas, Pasadena, Los Angeles.....<br>Reno, San Francisco.....<br>Salt Lake City, Boise, Portland, Tacoma, Seattle.....<br>Denver.....<br>West Yellowstone, Victor, Butte<br>Spokane.....<br>Sun Valley..... | <b>TABLE</b><br>A—D<br>B—E<br>U<br>J<br>R<br>T<br>T—U<br>T<br>Z<br>Y<br>W<br>X<br>D—T |

For Condensed Through Schedules to and from Utah-Arizona Parks (Cedar City, Utah) see Table 4, Page 31

# INDEX TO UNION PACIFIC STATIONS

Each Time Table is numbered. The numbers opposite the Stations are the numbers of the time tables in which the stations are shown. Stations marked \* are located on Divisions indicated by table numbers, but are not shown in folder tables.

|                               |                                   |  |  |   |  |
|-------------------------------|-----------------------------------|--|--|---|--|
| <b>Table No.</b>              | <b>Table No.</b>                  | <b>Table No.</b>                               | <b>Table No.</b>                               | <b>Table No.</b>  | <b>Table No.</b>                           |
| Aberdeen, Idaho.....56        | Arlington, Ore., C. W.,<br>20, 74 | *Baxter, Wyo.....1, 2                          | Bond, Mont.....36                              | Buick, Colo.....24  | Cedar Rapids, Nebr. 46                     |
| Aberdeen, Wash.....21         | Armstrong, Wash.....76            | Bayard, Nebr., (See<br>So. Bayard).....42      | Bonner Springs,<br>Kans.....24, 52             | *Bullard, Nebr.....42   | Celilo, Ore.....20                         |
| Aberdeen Jct., Ida.....56     | Arnold, Nebr.....43               | Beattie, Idaho.....30                          | Bonneville, Ore.....<br>20                     | Bunker Hill, Kans.....24  | Centennial, Wyo.....33                     |
| Abilene, Kans., E, H, 24      | Aroya, Colo.....24                | *Becks, Utah.....21                            | Boone, Nebr.....48                             | Burley, Ida. 60, 61, 62   | Centerville, Utah.....31                   |
| Acequia, Ida.....60, 61       | Arrow, Idaho.....77               | *Beckwith, Wyo.....20                          | Boone, Ia.....1, 2                             | *Burmah, Idaho.....65   | Central City, Nebr.....<br>G, 1, 2, 17, 45 |
| Acton, Wash.....78            | *Ascalon, Colo.....24             | Belgrade, Nebr.....46                          | Borah, Idaho.....20                            | Burns, Wyo.....1, 2   | Central Ferry, Wash. 77                    |
| Adams, Ore.....84             | *Ash, Wash.....74                 | Bell, Calif.....8                              | Borax, Nev.....3                               | Burns, Ore.....70   | Centralia, Wash.....Z,<br>20, 21           |
| *Adelaide, Idaho.....20       | Asherville, Kans.....26           | Bellevue, Idaho.....69                         | *Borden, Utah.....3                            | *Burrington, Utah.....5   | Collins, Calif.....3                       |
| Adrian, Ore.....64            | Ashby, Wash.....74                | Belmar, Nebr.....42                            | *Border, Wyo.....20                            | Bushnell, Nebr.....1, 2   | Ceresco, Nebr.....88                       |
| Afton, Calif.....3            | Ashcroft, Kans.....26             | Beloit, Kans.....26                            | *Borie, Wyo.....1, 2, 30                       | Butte, Mont.....R, 36   | Ceresco, Wash.....78                       |
| Agate, Colo.....24            | Ashcroft, Kans.....26             | Belvidere, Idaho.....57                        | Bosler, Wyo.....1, 2                           | Buxton, Mont.....36   | *Champlin, Utah.....3                      |
| Agate, Colo.....24            | Ashcroft, Kans.....26             | Belvidere, Nebr.....52                         | *Boulder, Ore.....20                           | Byrnes, Colo.....24   | Chapman, Kans., H, 24                      |
| *Ajka, Idaho.....56           | Ashcroft, Kans.....26             | Belvue, Kans.....24                            | Boulder City, Nev.....10                       | Byrne, Idaho.....57   | Chapman, Nebr.....                         |
| Aikins, Kans.....52           | Ashcroft, Kans.....26             | Belvue, Kans.....24                            | *Boulter, Utah.....3                           | Byron, Nev.....3  | Chapman, Nebr.....                         |
| Albany, Wyo.....33            | Ashcroft, Kans.....26             | Bend, Ore.....86                               | *Boyd, Nev.....3                               | Cabarton, Idaho.....67  | Chappell, Nebr.....1, 2                    |
| Albin, Wyo.....42             | Ashcroft, Kans.....26             | *Benicia, Calif.....14                         | Boyd Lake, Colo.....18                         | Cache Jct., Utah.....   | Chase, Calif.....3                         |
| Albion, Nebr.....47           | Ashcroft, Kans.....26             | Bennett, Colo.....24                           | Boyer, Colo.....24                             | Cache Jct., Utah.....   | Chatcolet, Idaho.....79                    |
| Albion, Wash.....76           | Ashcroft, Kans.....26             | Benning, Kans.....26                           | Bracken, Nev.....3                             | Cache Jct., Utah.....   | Chehalis, Wash.....Z,<br>20, 21            |
| Alda, Nebr.....1, 2, 17       | Ashcroft, Kans.....26             | *Benson Jct., Utah.....37                      | *Bradley, Idaho.....79                         | Chemung, Colo.....24  | Cheney, Wash.....                          |
| Alexander, Ida.....20         | Ashcroft, Kans.....26             | Benton City, Wash.....78                       | Brady Island,<br>Nebr.....1, 2, 17             | Cheney, Wash.....   | Cherry Creek, Utah.....38                  |
| Alexandria, Nebr.....52       | Ashcroft, Kans.....26             | Beowawe, Nev.....14                            | Brainerd, Nebr.....45                          | Cheney, Wash.....   | Chester, Idaho.....39                      |
| *Alfalfa Center, Nebr.....    | Ashcroft, Kans.....26             | Berger, Idaho.....60                           | Bramwell, Idaho.....67                         | Cheney, Wash.....   | Chester, Wash.....79                       |
| Alhambra.....A, D, 3, 7       | Ashcroft, Kans.....26             | Berkeley, Calif. B, E, 14                      | *Brant, Calif.....3                            | Cheney, Wash.....   | Chew, Wash.....74                          |
| Alicia, Ore.....72            | Ashcroft, Kans.....26             | Beryl, Utah.....3                              | Bremen, Kans.....52                            | Cheney, Wyo. A, B,<br>C, D, E, F, J, K, O,<br>1, 2, 3, 14, 20, 30, 42 | Chippewa, Wyo. 1, 2                        |
| Alida, Kans.....25            | Ashcroft, Kans.....26             | Bridal Veil, Ore.....20                        | Bridgport, Kans.....27                         | Chippewa, Wyo. 1, 2   | Chippewa, Wyo. 1, 2                        |
| Allendale, Idaho.....68       | Ashcroft, Kans.....26             | Bridger, Wyo.....1, 2                          | Bridger, Wyo.....1, 2                          | Chippewa, Wyo. 1, 2   | Chippewa, Wyo. 1, 2                        |
| Almota, Wash.....77           | Ashcroft, Kans.....26             | Brighton, Wyo.....36, 38                       | Brighton, Wyo.....36, 38                       | Chippewa, Wyo. 1, 2   | Chippewa, Wyo. 1, 2                        |
| Alpowa, Wash.....77           | Ashcroft, Kans.....26             | Brighton, Colo.....17, 30                      | Brighton, Colo.....17, 30                      | Chippewa, Wyo. 1, 2   | Chippewa, Wyo. 1, 2                        |
| Altair, Kans.....28           | Ashcroft, Kans.....26             | Broadwater, Nebr.....42                        | Broadwater, Nebr.....42                        | Chippewa, Wyo. 1, 2   | Chippewa, Wyo. 1, 2                        |
| Altamont, Wyo.....1, 2        | Ashcroft, Kans.....26             | *Brockhoff, Nebr.....42                        | *Brockhoff, Nebr.....42                        | Chippewa, Wyo. 1, 2   | Chippewa, Wyo. 1, 2                        |
| *Amalga, Idaho.....60         | Ashcroft, Kans.....26             | Brogan, Ore.....70                             | Brogan, Ore.....70                             | Chippewa, Wyo. 1, 2   | Chippewa, Wyo. 1, 2                        |
| American Falls,<br>Ida.....20 | Ashcroft, Kans.....26             | Brookville, Kans.....24                        | Brookville, Kans.....24                        | Chippewa, Wyo. 1, 2   | Chippewa, Wyo. 1, 2                        |
| American Fork,<br>Utah.....5  | Ashcroft, Kans.....26             | Broughton, Kans.....25                         | Broughton, Kans.....25                         | Chippewa, Wyo. 1, 2   | Chippewa, Wyo. 1, 2                        |
| Ames, Ia.....1, 2             | Ashcroft, Kans.....26             | *Brown, Nev.....3                              | *Brown, Nev.....3                              | Chippewa, Wyo. 1, 2   | Chippewa, Wyo. 1, 2                        |
| Ames, Nebr.....1, 2, 17       | Ashcroft, Kans.....26             | Browndale, Kans.....25                         | Browndale, Kans.....25                         | Chippewa, Wyo. 1, 2   | Chippewa, Wyo. 1, 2                        |
| Amherst, Nebr.....43          | Ashcroft, Kans.....26             | *Browning, Utah.....36                         | *Browning, Utah.....36                         | Chippewa, Wyo. 1, 2   | Chippewa, Wyo. 1, 2                        |
| *Amsterdam, Ida.....60        | Ashcroft, Kans.....26             | Brownson, Nebr.....1, 2                        | Brownson, Nebr.....1, 2                        | Chippewa, Wyo. 1, 2   | Chippewa, Wyo. 1, 2                        |
| Anaheim, Calif. A, D, 3, 9    | Ashcroft, Kans.....26             | Bruce Canyon Park, Ut.<br>(See Cedar City, Ut) | Bruce Canyon Park, Ut.<br>(See Cedar City, Ut) | Chippewa, Wyo. 1, 2   | Chippewa, Wyo. 1, 2                        |
| Anan, Nebr.....52             | Ashcroft, Kans.....26             | Bryan, Wyo.....1, 2                            | Bryan, Wyo.....1, 2                            | Chippewa, Wyo. 1, 2   | Chippewa, Wyo. 1, 2                        |
| Anderson, Idaho.....36        | Ashcroft, Kans.....26             | Bryce Canyon Park, Ut.<br>(See Cedar City, Ut) | Bryce Canyon Park, Ut.<br>(See Cedar City, Ut) | Chippewa, Wyo. 1, 2   | Chippewa, Wyo. 1, 2                        |
| Ankeny, Wash.....74           | Ashcroft, Kans.....26             | Buckhorn, Ore.....20                           | Buckhorn, Ore.....20                           | Chippewa, Wyo. 1, 2   | Chippewa, Wyo. 1, 2                        |
| *Antelope, Wyo.....1, 2       | Ashcroft, Kans.....26             | Buck Creek, Kans. 24                           | Buck Creek, Kans. 24                           | Chippewa, Wyo. 1, 2   | Chippewa, Wyo. 1, 2                        |
| Apex, Mont.....36             | Ashcroft, Kans.....26             | Buckingham, Ida.....71                         | Buckingham, Ida.....71                         | Chippewa, Wyo. 1, 2   | Chippewa, Wyo. 1, 2                        |
| Apex, Nev.....3               | Ashcroft, Kans.....26             | Buena Vista, Wash.....20                       | Buena Vista, Wash.....20                       | Chippewa, Wyo. 1, 2   | Chippewa, Wyo. 1, 2                        |
| Appleton, Idaho.....61        | Ashcroft, Kans.....26             | Buena Vista, Wash.....20                       | Buena Vista, Wash.....20                       | Chippewa, Wyo. 1, 2   | Chippewa, Wyo. 1, 2                        |
| *Apple Valley, Ida.....20     | Ashcroft, Kans.....26             | Buena Vista, Wash.....20                       | Buena Vista, Wash.....20                       | Chippewa, Wyo. 1, 2   | Chippewa, Wyo. 1, 2                        |
| *Ara, Colo.....42             | Ashcroft, Kans.....26             | Buena Vista, Wash.....20                       | Buena Vista, Wash.....20                       | Chippewa, Wyo. 1, 2   | Chippewa, Wyo. 1, 2                        |
| *Arapahoe, Colo.....24        | Ashcroft, Kans.....26             | Buena Vista, Wash.....20                       | Buena Vista, Wash.....20                       | Chippewa, Wyo. 1, 2   | Chippewa, Wyo. 1, 2                        |
| Arcadia, Ore.....20           | Ashcroft, Kans.....26             | Buena Vista, Wash.....20                       | Buena Vista, Wash.....20                       | Chippewa, Wyo. 1, 2   | Chippewa, Wyo. 1, 2                        |
| *Archer, Wyo.....1, 2         | Ashcroft, Kans.....26             | Buena Vista, Wash.....20                       | Buena Vista, Wash.....20                       | Chippewa, Wyo. 1, 2   | Chippewa, Wyo. 1, 2                        |
| Arcio, Idaho.....56           | Ashcroft, Kans.....26             | Buena Vista, Wash.....20                       | Buena Vista, Wash.....20                       | Chippewa, Wyo. 1, 2   | Chippewa, Wyo. 1, 2                        |
| *Arcola, Kans.....24          | Ashcroft, Kans.....26             | Buena Vista, Wash.....20                       | Buena Vista, Wash.....20                       | Chippewa, Wyo. 1, 2   | Chippewa, Wyo. 1, 2                        |
| Arden, Nev.....3              | Ashcroft, Kans.....26             | Buena Vista, Wash.....20                       | Buena Vista, Wash.....20                       | Chippewa, Wyo. 1, 2   | Chippewa, Wyo. 1, 2                        |
| *Arens, Colo.....24           | Ashcroft, Kans.....26             | Buena Vista, Wash.....20                       | Buena Vista, Wash.....20                       | Chippewa, Wyo. 1, 2   | Chippewa, Wyo. 1, 2                        |
| Arimo, Idaho.....35           | Ashcroft, Kans.....26             | Buena Vista, Wash.....20                       | Buena Vista, Wash.....20                       | Chippewa, Wyo. 1, 2   | Chippewa, Wyo. 1, 2                        |
| Arling, Idaho.....87          | Ashcroft, Kans.....26             | Buena Vista, Wash.....20                       | Buena Vista, Wash.....20                       | Chippewa, Wyo. 1, 2   | Chippewa, Wyo. 1, 2                        |

Table listing various locations and their corresponding table numbers across multiple columns. Includes locations like Dodd, Colo., Evans, Colo., Georgetown, Idaho, etc.

Stations marked ■ are located on Divisions indicated by table numbers, but are not shown in folder tables.



### COAST-TO-COAST THROUGH SLEEPING CAR SERVICE

Between New York City and Los Angeles

| The General No. 49<br>Los Angeles Limited No. 1<br>Daily—Example | New York and Los Angeles via Pennsylvania Railroad and Overland Route<br>No Extra Fare | Los Angeles Limited No. 2<br>Pennsylvania Limited No. 2<br>Daily—Example | The Chicagoan No. 59<br>Streamliner City of Los Angeles No. 103<br>Daily—Example | <b>NEW SCHEDULE</b><br>Effective August 1, 1953<br>New York and Los Angeles via New York Central and Overland Route<br>Extra Fare | Streamliner City of Los Angeles No. 104<br>The Commodore Vanderbilt No. 68<br>Daily—Example |
|--|--|--|--|---|---|
| 4.00 SAT   | Lv New York (E. S. T.)   | Ar 11.25 WED   | 10.00 SAT  | Lv New York (E.S.T.)  | Ar 8.00 WED   |
| 5.26 SAT   | Lv N. Philadelphia (E.S.T.)  | Ar 9.53 " "  | 3.00 SUN   | Ar Chicago (C.S.T.)   | Lv 3.00 TUE   |
| 11.59 SAT  | Lv Pittsburgh (E.S.T.)   | Ar 2.54 WED  |  |   |   |
| 7.20 SUN   | Ar Chicago (C. S. T.)  | Lv 6.00 TUE  |  |   |   |
|  | C. & N. W.   |  |  |   |   |
| 12.01 SUN  | Lv Chicago (C.S.T.)  | Ar 2.00 TUE  | 7.15 SUN   | Lv Chicago (C.S.T.)   | Ar 10.40 TUE  |
| 4.03 " "   | " Cedar Rapids   | Lv 9.25 " "  | 10.40 SUN  | " Cedar Rapids  | Lv 6.55 " "   |
| 6.35 " "   | " Boone  | Lv 7.15 " "  | 12.35 MON  | " Boone   | Lv 5.07 " "   |
| 9.15 SUN   | Ar Omaha   | Lv 4.30 TUE  | 3.00 MON   | Ar Omaha  | Lv 2.50 TUE   |
|  | Union Pacific  |  |  |   |   |
| 9.40 SUN   | Lv Omaha   | Ar 4.05 TUE  | 3.10 MON   | Lv Omaha  | Ar 2.40 TUE   |
| 12.15 MON  | " Grand Island   | Lv 1.35 TUE  | 5.10 " "   | " Grand Island  | Lv 12.31 TUE  |
| 2.30 " "   | Ar N. Platte (C.S.T.)  | Lv 11.15 MON   | 6.55 " "   | Ar N. Platte (C.S.T.)   | Lv 10.38 MON  |
| 1.40 " "   | Lv N. Platte (M.S.T.)  | Ar 10.05 " "   | 6.00 " "   | Lv N. Platte (M.S.T.)   | Ar 9.33 " "   |
| 4.00 " "   | " Sidney   | Lv 8.15 " "  | 7.43 " "   | " Sidney  | Lv 7.52 " "   |
| 6.05 " "   | Ar Cheyenne  | Lv 6.15 " "  | 9.25 " "   | Ar Cheyenne   | Lv 6.30 " "   |
| 6.15 " "   | Lv Cheyenne  | Ar 5.55 " "  | 9.35 " "   | Lv Cheyenne   | Ar 6.20 " "   |
| 7.45 " "   | " Laramie  | Lv 4.35 " "  | 10.55 " "  | " Laramie   | Lv 5.10 " "   |
| 10.00 " "  | " Rawlins  | Lv 2.10 " "  | 12.40 " "  | " Rawlins   | Lv 3.20 " "   |
| 12.55 " "  | " Green River  | Ar 11.20 " "   | 3.00 " "   | " Green River   | Ar 1.05 " "   |
| 5.10 " "   | " Ogden  | Lv 7.30 " "  | 6.25 " "   | " Ogden   | Lv 9.45 " "   |
| 6.15 " "   | " Salt Lake City   | Lv 6.20 " "  | 7.20 " "   | " Salt Lake City  | Lv 8.50 " "   |
| 10.05 MON  | Lv Milford (M.S.T.)  | Ar 2.30 MON  | 10.30 MON  | Lv Milford (M.S.T.)   | Ar 5.37 MON   |
| 3.05 TUE   | Lv Las Vegas (P.S.T.)  | Ar 7.40 SUN  | 2.25 TUE   | Lv Las Vegas (P.S.T.)   | Ar 11.45 SUN  |
| 8.45 " "   | Ar San Bernardino  | Lv 1.50 " "  | 7.20 " "   | Ar San Bernardino   | Lv 6.38 " "   |
| 9.15 " "   | " Riverside  | Lv 1.25 " "  | 7.45 " "   | " Riverside   | Lv 6.13 " "   |
| 10.25 " "  | " East Los Angeles   | Lv 12.20 " "   | 8.40 " "   | " East Los Angeles  | Lv 5.20 " "   |
| 10.55 TUE  | Ar Los Angeles   | Lv 12.01 SUN   | 9.00 TUE   | Ar Los Angeles  | Lv 5.00 SUN   |
| 10.50 TUE  | Ar Alhambra  | Lv 11.35 SUN   | 9.05 TUE   | Ar Alhambra   | Lv 4.25 SUN   |
| 11.05 " "  | Ar Pasadena  | Lv 11.20 " "   | 9.20 " "   | Ar Pasadena   | Lv 4.10 " "   |
| 11.30 " "  | Ar Glendale (City)   | Lv 10.55 " "   | 9.40 " "   | Ar Glendale (City)  | Lv 3.40 " "   |
| 11.35 " "  | Ar Anaheim   | Lv 10.50 " "   | 9.50 " "   | Ar Anaheim  | Lv 3.45 " "   |
| 11.20 " "  | Ar Long Beach  | Lv 10.55 " "   | 9.35 " "   | Ar Long Beach   | Lv 3.45 " "   |
| 11.45 TUE  | Ar San Pedro (P.S.T.)  | Lv 10.20 SUN   | 10.05 TUE  | Ar San Pedro (P.S.T.)   | Lv 3.10 SUN   |

**Coast-to-Coast Equipment**

Nos. 49-1 and 2-2

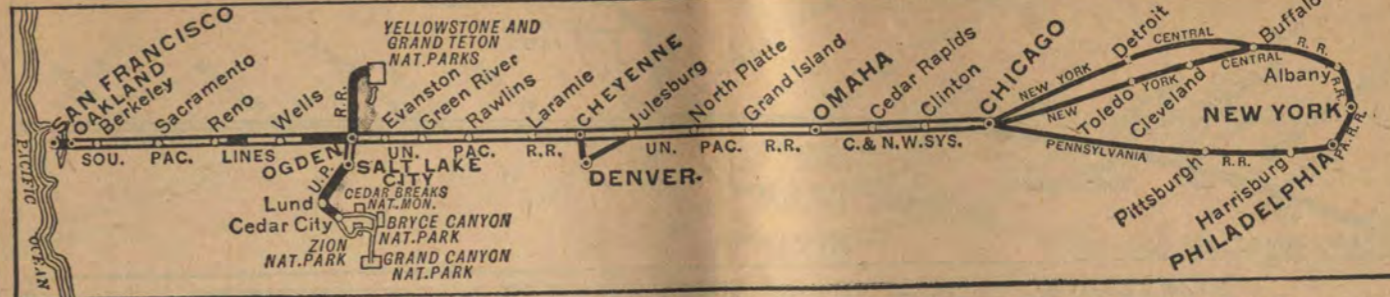
Standard Sleeping Cars. New York City to Los Angeles—10 Roomettes, 6 Double Bedrooms.  
Los Angeles to New York City—10 Roomettes, 6 Double Bedrooms.

Nos. 59-103 and 104-68

Standard Sleeping Cars. New York City to Los Angeles—10 Roomettes, 6, Double Bedrooms.  
Los Angeles to New York City—10 Roomettes, 6 Double Bedrooms.

See Table A, pages 8 and 9, for schedules in effect prior to August 1.

Motor bus connections with main line trains at East Los Angeles. See tables 7, 8 and 9 for complete information on bus schedules to and from East Los Angeles.



### COAST-TO-COAST THROUGH SLEEPING CAR SERVICE

Between New York City and San Francisco

| The Wolverine No. 17<br>San Francisco Overland No. 27<br>See Note 1 | New York and San Francisco via New York Central and Overland Route<br>No Extra Fare | San Francisco Overland No. 28<br>Lake Shore Limited No. 22<br>See Note 2 | Pennsylvania Limited No. 1<br>San Francisco Overland No. 27<br>See Note 3 | New York and San Francisco via Pennsylvania Railroad and Overland Route<br>No Extra Fare | San Francisco Overland No. 28<br>Pennsylvania Limited No. 2<br>See Note 4 |
|---|---|--|---|--|---|
|---|---|--|---|--|---|

**Note 1:** Sleeping Car from New York — Operates Westbound Via New York Central  
—ODD DAYS: June, July, Sept. and Oct.  
—EVEN DAYS: Aug., Nov. and Dec.

**Note 2:** Sleeping Car from San Francisco — Operates Eastbound  
—EVEN DAYS: June, July, Sept. and Oct.  
—ODD DAYS: Aug., Nov. and Dec.

**Note 3:** Sleeping Car from New York — Operates Westbound Via Pennsylvania Railroad  
—EVEN DAYS: June, July, Sept. and Oct.  
—ODD DAYS: Aug., Nov. and Dec.

**Note 4:** Sleeping Car from San Francisco — Operates Eastbound  
—ODD DAYS: June, July, Sept. and Oct.  
—EVEN DAYS: Aug., Nov. and Dec.

| EXAMPLE   | New York Central          | EXAMPLE      | Pennsylvania Railroad       | EXAMPLE      |
|-----------|---------------------------|--------------|-----------------------------|--------------|
| 6.00 SAT  | Lv New York (E.S.T.)      | 1.00 WED     | Lv New York (E.S.T.)        | 11.25 WED    |
| 7.00 SUN  | Lv Detroit                | ▲ WED        | Lv N. Philadelphia (E.S.T.) | 9.53 " "     |
| 11.15 SUN | Ar Chicago (C.S.T.)       | 6.30 TUE     | Lv Pittsburgh (E.S.T.)      | 2.54 WED     |
|           |                           |              | Ar Chicago (C.S.T.)         | Lv 6.00 TUE  |
|           | C. & N. W.                |              |                             |              |
| 4.00 SUN  | Lv Chicago (C.S.T.)       | Ar 1.30 TUE  | Lv Chicago (C.S.T.)         | Ar 1.30 TUE  |
| 7.50 SUN  | " Cedar Rapids            | Ar 8.58 " "  | " Cedar Rapids              | Lv 8.58 " "  |
| 10.05 SUN | " Boone                   | Ar 6.50 " "  | " Boone                     | Lv 6.50 " "  |
| 1.15 MON  | Ar Omaha                  | Lv 4.00 TUE  | Ar Omaha                    | Lv 4.00 TUE  |
|           | Union Pacific             |              |                             |              |
| 1.45 MON  | Lv Omaha                  | Ar 3.35 TUE  | Lv Omaha                    | Ar 3.35 TUE  |
| 4.22 " "  | " Grand Island            | Lv 1.10 TUE  | " Grand Island              | Lv 1.10 TUE  |
| 6.35 " "  | Ar N. Platte (C. S. T.)   | Lv 10.23 MON | Ar N. Platte (C. S. T.)     | Lv 10.23 MON |
| 6.05 " "  | Lv N. Platte (M. S. T.)   | Ar 9.13 " "  | Lv N. Platte (M. S. T.)     | Ar 9.13 " "  |
| 8.25 " "  | " Sidney                  | Lv 7.22 " "  | " Sidney                    | Lv 7.22 " "  |
| 10.30 " " | Ar Cheyenne               | Lv 5.40 " "  | Ar Cheyenne                 | Lv 5.40 " "  |
| 10.40 " " | Lv Cheyenne               | Ar 5.25 " "  | Lv Cheyenne                 | Ar 5.25 " "  |
| 12.10 " " | " Laramie                 | Lv 4.00 " "  | " Laramie                   | Lv 4.00 " "  |
| 2.25 " "  | " Rawlins                 | Ar 1.40 " "  | " Rawlins                   | Lv 1.40 " "  |
| 5.40 " "  | " Green River             | Ar 11.00 " " | " Green River               | Lv 11.00 " " |
| 9.30 MON  | Ar Ogden (M. S. T.)       | Lv 7.00 MON  | Ar Ogden (M. S. T.)         | Lv 7.00 MON  |
|           | Southern Pacific          |              |                             |              |
| 9.55 MON  | Lv Ogden (M.S.T.)         | Ar 6.25 MON  | Lv Ogden (M.S.T.)           | Ar 6.25 MON  |
| 7.38 TUE  | " Reno (P.S.T.)           | Lv 6.39 SUN  | " Reno (P.S.T.)             | Lv 6.39 SUN  |
| 8.33 " "  | " Truckee                 | Ar 5.32 " "  | " Truckee                   | Lv 5.32 " "  |
| 12.32 " " | Ar Sacramento             | Lv 1.40 " "  | Ar Sacramento               | Lv 1.40 " "  |
| 12.37 " " | Lv Sacramento             | Ar 1.35 " "  | Lv Sacramento               | Ar 1.35 " "  |
| 2.24 " "  | Ar Berkeley               | Lv 11.46 " " | Ar Berkeley                 | Lv 11.46 " " |
| 2.35 " "  | " Oakland (16th St.)      | Ar 11.38 " " | " Oakland (16th St.)        | Lv 11.38 " " |
| 2.45 " "  | " Oakland Pier            | Ar 11.30 " " | " Oakland Pier              | Lv 11.30 " " |
| 3.20 TUE  | Ar San Francisco (P.S.T.) | Lv 11.00 SUN | Ar San Francisco (P.S.T.)   | Lv 11.00 SUN |

Nos. 17-27 and 28-22

Standard Sleeping Car. New York City to San Francisco—10 Roomettes, 6 Double Bedrooms.  
San Francisco to New York City—10 Roomettes, 6 Double Bedrooms.

**Coast-to-Coast Equipment**

Nos. 1-27 and 28-2

Standard Sleeping Car. New York City to San Francisco—10 Roomettes, 6 Double Bedrooms.  
San Francisco to New York City—10 Roomettes, 6 Double Bedrooms.



**NEW YORK, CHICAGO and MINNEAPOLIS to LOS ANGELES via Omaha and Salt Lake City**

**Table A**  
Condensed Schedules  
All Trains Daily

| Streamliner City of Los Angeles 103 Daily Example | Los Angeles Limited 1 Daily Example | Idahoan City of St. Louis 11-9 Daily Example | Gold Coast-Pony Express 23-37 Daily Example | Utah Parks Service 1-309 Daily Ex. Summer Service |
|---|-------------------------------------|--|---|---|
| Lv New York (EST) N.Y.C. \$10.00 SA               | 3.00 SA                             |  |   | 3.00 SA   |
| Ar Chicago (C.S.T.) \$ 3.00 SU                    | 7.00 SU                             |  |   | 7.00 SU   |
| Lv New York (EST) Penn. RR                        | 4.00 SA                             |  |   | 4.00 SA   |
| Lv N. Philadelphia (E.S.T.)                       | 5.26 SA                             |  |   | 5.26 SA   |
| Ar Chicago (C.S.T.)                               | 7.20 SU                             |  |   | 7.20 SU   |
| Lv Chicago (CST) C. & N.W.                        | 7.15 SU                             | 12.01 SU                                     | 10.30 SU                                    | 12.01 SU  |
| Ar Omaha  | 3.00 MO                             | 9.15 SU                                      | 9.45 MO                                     | 9.15 SU   |
| Lv Minneapolis C. & N.W.                          |                                     | 11.40 SU                                     | 9.25 SU                                     | 11.40 SU  |
| " St. Paul  |                                     | 12.10 "                                      | 10.10 SU                                    | 12.10 "   |
| " Sioux City                                      |                                     | 6.25 "                                       | 7.05 MO                                     | 6.25 "  |
| Ar Omaha  |                                     | 8.40 SU                                      | 9.30 MO                                     | 8.40 SU   |
| Lv Omaha (C.S.T.) Un. Pac.                        | 3.10 MO                             | 9.40 SU                                      | 10.25 MO                                    | 9.40 SU   |
| Ar Fremont  |                                     |  | 11.16 "                                     |   |
| " Columbus  |                                     |  | 11.49 "                                     |   |
| " Grand Island                                    | 5.10 "                              | 12.15 SU                                     | 1.20 MO                                     | 12.15 SU  |
| " Kearney   |                                     |  | 2.15 "                                      |   |
| Ar North Platte (C.S.T.)                          | 6.55 "                              | 2.30 "                                       | 3.55 "                                      | 2.30 "  |
| Lv North Platte (M.S.T.)                          | 6.00 "                              | 1.40 "                                       | 3.05 "                                      | 1.40 "  |
| " Sidney  | 7.43 "                              | 4.00 "                                       | 5.25 "                                      | 4.00 "  |
| Ar Cheyenne                                       | 9.25 "                              | 6.05 "                                       | 7.35 "                                      | 6.05 "  |
| Lv Cheyenne                                       | 9.35 "                              | 6.15 "                                       | 7.45 "                                      | 6.15 "  |
| " Laramie   | 10.55 "                             | 7.45 "                                       | 9.25 "                                      | 7.45 "  |
| " Rawlins   | 12.40 "                             | 10.00 "                                      | 11.55 MO                                    | 10.00 "   |
| " Rock Springs                                    |                                     |  | 2.07 TU                                     |   |
| " Green River                                     | 3.00 "                              | 12.55 "                                      | 3.00 "                                      | 12.55 "   |
| " Evanston  | 4.40 "                              | 2.56 "                                       | 5.16 "                                      | 2.56 "  |
| " Ogden   | 6.15 "                              | 4.45 "                                       | 7.00 "                                      | 4.45 "  |
| Ar Ogden  | 6.25 "                              | 5.10 "                                       | 7.45 "                                      | 5.10 "  |
| Lv Salt Lake City                                 | 7.10 "                              | 6.05 "                                       | 8.40 "                                      | 6.05 "  |
| Lv Salt Lake City                                 | 7.20 "                              | 6.15 "                                       | 10.30 MO                                    | 7.20 "  |
| Lv Milford  | 10.30 MO                            | 10.05 MO                                     | 2.20 TU                                     | 4.15 TU   |
| Ar Lund   |                                     | 3.05 TU                                      | 3.15 TU                                     | 5.00 TU   |
| Ar Cedar City                                     |                                     | 6.30 TU                                      | 4.30 TU                                     | 6.30 TU   |
| Lv Cedar City                                     |                                     | 9.00 MO                                      | 2.00 TU                                     | 9.00 SA   |
| Lv Lund   |                                     | 3.05 TU                                      | 3.15 TU                                     | 3.05 TU   |
| Lv Callente (M.S.T.)                              |                                     | 5.08 "                                       | 5.35 "                                      | 5.08 "  |
| " Las Vegas (P.S.T.)                              | 2.25 TU                             | 3.05 TU                                      | 8.35 TU                                     | 7.20 "  |
| " San Bernardino                                  | 7.20 TU                             | 8.45 "                                       | 3.25 WE                                     | 1.10 "  |
| " Riverside                                       |                                     | 9.15 "                                       | 4.05 "                                      | 1.40 "  |
| " East Los Angeles                                | 8.40 "                              | 10.25 "                                      | 8.00 "                                      | 2.50 "  |
| Ar Los Angeles (P.S.T.)                           | 9.00 TU                             | 10.55 TU                                     | 6.30 WE                                     | 3.15 SU   |
| Ar Alhambra                                       | \$ 9.05 TU                          | \$ 10.50 TU                                  | \$ 3.10 TU                                  | \$ 6.25 WE  |
| Ar Pasadena                                       | \$ 9.20 TU                          | \$ 11.05 TU                                  | \$ 3.25 TU                                  | \$ 6.40 WE  |
| Ar Glendale (City)                                | \$ 9.40 TU                          | \$ 11.30 TU                                  | \$ 3.45 TU                                  | \$ 7.00 WE  |
| Ar Anaheim  | \$ 9.50 TU                          | \$ 11.35 TU                                  | \$ 3.55 TU                                  | \$ 7.10 WE  |
| Ar Long Beach                                     | \$ 9.35 TU                          | \$ 11.20 TU                                  | \$ 3.40 TU                                  | \$ 6.55 WE  |
| Ar San Pedro (P.S.T.)                             | \$ 10.05 TU                         | \$ 11.45 TU                                  | \$ 4.05 TU                                  | \$ 7.20 WE  |

**Equipment for Page 8**  
 ★ NO. 103—Streamliner CITY OF LOS ANGELES—DAILY—Extra Fare  
 Cars from Chicago run via C. & N. W. east of Omaha.  
 Club Lounge Car... Chicago to Los Angeles—(Radio, bath).  
 Observation—Lounge... Chicago to Los Angeles.  
 Standard Sleeping Cars... Chicago to Los Angeles—Drawing-rooms, Compartments, Bedrooms, Roomettes, Sections.  
 NEW—New York to Los Angeles—10 Roomettes, 6 Double Bdrm. (N.Y.C. No. 59 to Chicago). Effective Aug. 1.  
 Reclining Seat—Leg Rest Coaches... Chicago to Los Angeles—(all seats reserved).  
 Cafe Lounge Car... Chicago to Los Angeles—For coach passengers.  
 Dining Car... A la carte and club or table d'hote service.

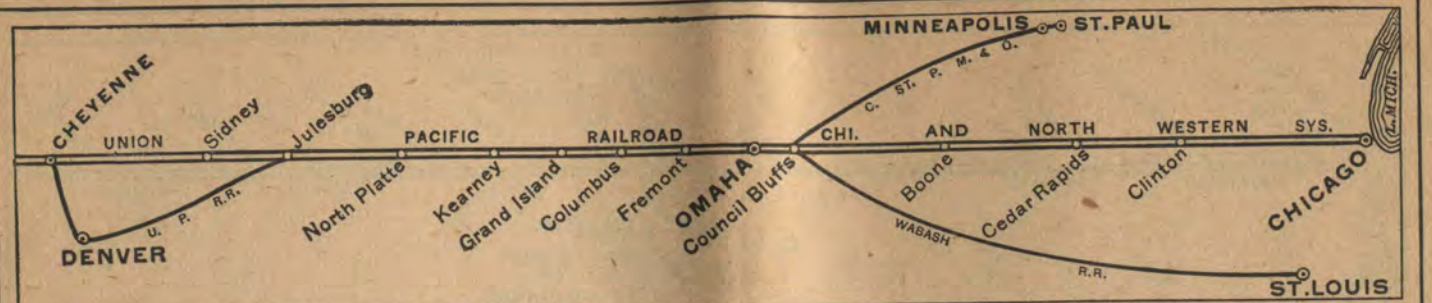
★ NO. 1—LOS ANGELES LIMITED—DAILY—No Extra Fare  
 Cars from Chicago and Minneapolis-St. Paul run via C. & N. W. to Omaha; thence U. P.  
 Club Lounge Car... Chicago to Los Angeles—(Radio, bath).  
 Standard Sleeping Cars... New York to Los Angeles—10 Roomettes, 6 Double Bedrooms (P.R.R. No. 49 to Chicago).  
 Chicago to Los Angeles—2 D.R., 4 Compts., 4 Dbl. Bdrm.  
 Chicago to Los Angeles—12 Roomettes, 4 Dbl. Bdrm.  
 Chicago to Los Angeles—14 Sections.  
 Minneapolis-St. Paul to Los Angeles—6 Sections, 6 Roomettes, 4 Dbl. Bedrooms (203-10-203 to Omaha).  
 Chicago to Denver—3 Sections, 5 Double Bedrooms (No. 85 from Omaha—June 13 to Sept. 8).  
 Salt Lake City to Cedar City—10 Sections, D. R., 2 Compts. (No. 309—June 14 to Sept. 9—open 9:30 p.m.).  
 Omaha to Los Angeles (2 cars—all seats reserved).  
 Omaha to Denver (All seats reserved—No. 85 from Omaha—June 13 to Sept. 8).  
 Coach Lounge Car... Chicago to Los Angeles (coach seats reserved).  
 Dining Car... A la carte and club or table d'hote service.

★ NO. 11-9—IDAHOAN—CITY OF ST. LOUIS—DAILY  
 11 to Green River; 9 to Los Angeles.  
 Club Lounge Car... North Platte to Los Angeles.  
 Standard Sleeping Cars... Omaha to Los Angeles—14 Sections.  
 Green River to Los Angeles—12 Roomettes, 4 Double Bedrooms (No. 9 from St. Louis).  
 Green River to Los Angeles—6 Sections, 6 Roomettes, 4 Double Bedrooms (No. 9 from Kansas City).  
 Salt Lake City to Los Angeles—6 Sec., 6 Rmatts., 4 Dbl. Bdrm. (No. 19-18-34 from Spokane).  
 Cedar City to Los Angeles—8 Sec., D. R., 2 Compts. (No. 310 to Milford—June 15 to Sept. 10).  
 Reclining Seat Coaches... Omaha to Los Angeles (not reserved).  
 Green River to Los Angeles (No. 9 from St. Louis—all seats reserved).  
 Ogden to Los Angeles—all seats reserved.  
 Salt Lake to Cedar City (No. 309—June 14 to Sept. 9).  
 Dining Car... A la carte and club or table d'hote service.

★ NO. 23-37—GOLD COAST—PONY EXPRESS—DAILY  
 23 to Ogden; 37 to Los Angeles. Cars from Chicago run via C. & N.W. east of Omaha.  
 Club Lounge Service... Chicago to Los Angeles (Radio).  
 Standard Sleeping Cars... Chicago to Los Angeles—10 Sec., 3 Dbl. Bedrooms.  
 Chicago to Los Angeles—14 Sections.  
 Ogden to Los Angeles—10 Sections, Drawing-room, Compartment (No. 37 from Kansas City).  
 Ogden to Los Angeles—10 Roomettes, 6 Double Bedrooms (No. 37 from Denver).  
 Las Vegas to Los Angeles—8 Sec., D.R., 3 Dbl. Bdrms.  
 Chicago to Los Angeles.  
 Ogden to Los Angeles (No. 37 from Kansas City).  
 Dining Car... Omaha to Las Vegas—Budget priced meals.

**Footnotes for Page 8**  
 ☐ Club lounge cars are for the exclusive use of standard sleeping car passengers. The City of Los Angeles and Los Angeles Limited have lounge cars for coach passengers.  
 ☒ Conditional stop; see Tables 1 or 3.  
 ♦ Motor bus connections at East Los Angeles. See tables 7, 8 and 9 for complete information on bus schedules to and from East Los Angeles. \* Effective August 1, 1953.  
 ● Extra fare train; limited handling of baggage, consult agent. See tables 1 and 2.  
 ★ Regularly assigned through cars air-conditioned. (f) Stops only on signal.

△ See Table 4, page 31, for condensed schedule of all service to the Utah-Arizona Parks from the East and from Los Angeles.  
 ▲ Motor Bus between Lund and Cedar City. ▲ No checked baggage handled on this train. (E.S.T.) Eastern standard time. (C.S.T.) Central standard time. (M.S.T.) Mountain standard time. (P.S.T.) Pacific standard time.  
 Time from 12.01 midnight to 12.00 noon shown in light face type.  
 Time from 12.01 noon to 12.00 midnight shown in heavy face type.



**LOS ANGELES to CHICAGO, NEW YORK and MINNEAPOLIS via Salt Lake City and Omaha**

**Table A**  
Condensed Schedules  
All Trains Daily

| Streamliner City of Los Angeles 104 Daily Example | Los Angeles Limited 2 Daily Example | City of St. Louis Idahoan 10-12 Daily Example | Pony Express-Gold Coast 38-24 Daily Example | Utah Parks Special 10-309 Daily Example Summer Season |
|---|-------------------------------------|---|---|---|
| Lv San Pedro (P.S.T.)                             | \$ 3.10 SU                          | \$ 10.20 SU                                   | \$ 8.50 SU                                  | \$ 5.20 SU  |
| Lv Long Beach                                     | \$ 3.45 SU                          | \$ 10.55 SU                                   | \$ 9.25 SU                                  | \$ 5.55 SU  |
| Lv Anaheim  | \$ 3.45 SU                          | \$ 10.50 SU                                   | \$ 9.20 SU                                  | \$ 5.50 SU  |
| Lv Glendale (City)                                | \$ 3.40 SU                          | \$ 10.55 SU                                   | \$ 9.25 SU                                  | \$ 5.55 SU  |
| Lv Pasadena                                       | \$ 4.10 SU                          | \$ 11.20 SU                                   | \$ 9.50 SU                                  | \$ 6.20 SU  |
| Lv Alhambra                                       | \$ 4.25 SU                          | \$ 11.35 SU                                   | \$ 10.05 SU                                 | \$ 6.35 SU  |
| Lv Los Angeles (P.S.T.)                           | 5.00 SU                             | 12.01 SU                                      | 10.30 SU                                    | 7.00 SU   |
| " East Los Angeles                                | 5.20 "                              | 12.20 "                                       | 10.50 "                                     | 7.25 "  |
| " Riverside                                       | 5.00 "                              | 1.25 "  | 11.55 "                                     | 8.55 "  |
| " San Bernardino                                  | 6.38 SU                             | 1.50 SU                                       | 12.20 "                                     | 9.45 SU   |
| Lv Las Vegas (P.S.T.)                             | 11.55 SU                            | 7.55 SU                                       | 6.30 "                                      | 5.30 MO   |
| Lv Callente (M.S.T.)                              |                                     |   | 10.15 SU                                    | 9.30 "  |
| Ar Lund   |                                     |   | 12.05 MO                                    | 11.40 MO  |
| Ar Cedar City                                     |                                     | 6.30 MO                                       | 6.30 MO                                     | *1245 MO  |
| Lv Cedar City                                     |                                     | 9.00 SU                                       | 9.00 SU                                     | *1015 MO  |
| Lv Lund   |                                     |   | 12.05 MO                                    | 11.40 MO  |
| Ar Milford  | 5.37 MO                             | 2.20 MO                                       | 12.50 "                                     | 12.30 "   |
| Ar Salt Lake City                                 | 8.40 "                              | 6.10 "  | 4.45 "                                      | 5.00 "  |
| Lv Salt Lake City                                 | 8.50 "                              | 6.20 "  | 5.05 "                                      | 5.30 "  |
| Ar Ogden  | 9.35 "                              | 7.10 "  | 6.05 "                                      | 6.25 "  |
| Lv Ogden  | 9.45 "                              | 7.30 "  | 6.50 "                                      | 7.15 "  |
| " Evanston  | 11.14 "                             | 9.19 "  | 8.34 "                                      | 9.20 MO   |
| " Green River                                     | 1.05 "                              | 11.20 "                                       | 11.10 "                                     | 12.15 TU  |
| " Rock Springs                                    |                                     |   | 11.37 "                                     | 12.38 "   |
| " Rawlins   | 3.20 "                              | 2.10 "  | 2.00 "                                      | 3.20 "  |
| " Laramie   | 5.10 "                              | 4.35 "  | 4.20 "                                      | 6.35 "  |
| Ar Cheyenne                                       | 6.20 "                              | 5.55 "  | 5.40 "                                      | 8.15 "  |
| Lv Cheyenne                                       | 6.30 "                              | 6.15 "  | 6.20 "                                      | 8.30 "  |
| Lv Sidney   | 7.52 "                              | 8.15 "  | 8.45 "                                      | 10.20 "   |
| Ar North Platte (M.S.T.)                          | 9.33 "                              | 10.05 "                                       | 10.55 MO                                    | 12.30 "   |
| Lv North Platte (C.S.T.)                          | 10.38 "                             | 11.15 MO                                      | 12.15 TU                                    | 1.40 "  |
| " Kearney   |                                     |   | 2.09 "                                      | 3.40 "  |
| " Grand Island                                    | 12.31 TU                            | 1.35 "  | 3.25 "                                      | 4.45 "  |
| " Columbus  |                                     |   | 4.46 "                                      | 5.52 "  |
| " Fremont   |                                     |   | 5.44 "                                      | 6.49 "  |
| Ar Omaha  | 2.40 TU                             | 4.05 TU                                       | 6.40 TU                                     | 7.50 TU   |
| Lv Omaha C. & N.W.                                | 2.50 TU                             | 4.30 TU                                       |   | 8.30 TU   |
| Ar Chicago (C.S.T.)                               | 10.40 TU                            | 2.00 TU                                       |   | 7.30 WE   |
| Lv Chicago (CT) Penn. RR                          |                                     | 6.00 TU                                       |   | 6.00 TU   |
| Ar N. Phila., Pa. (E.S.T.)                        |                                     | 9.53 WE                                       |   | 9.53 WE   |
| Ar New York (E.S.T.)                              |                                     | 11.25 WE                                      |   | 11.25 WE  |
| Lv Chicago (CST) N.Y.C.                           | \$ 3.00 TU                          | 6.30 TU                                       |   | 6.30 WE   |
| Ar New York (E.S.T.)                              | \$ 8.00 WE                          | 1.00 WE                                       |   | 1.00 TU   |
| Lv Omaha C. & N.W.                                |                                     | 9.25 TU                                       |   | 9.45 TU   |
| Ar Sioux City                                     |                                     | 11.50 "                                       |   | 12.40 WE  |
| Ar St. Paul                                       |                                     | 6.15 "  |   | 8.35 "  |
| Ar Minneapolis (C.S.T.)                           |                                     | 6.50 TU                                       |   | 9.15 WE   |

**Equipment for Page 9**  
 ★ NO. 104—Streamliner CITY OF LOS ANGELES—Daily—Extra Fare  
 Cars to Chicago run via C. & N. W. east of Omaha.  
 Club Lounge Car... Los Angeles to Chicago—(Radio, bath).  
 Observation—Lounge... Los Angeles—Chicago.  
 Stand. Sleeping Cars... Los Angeles to Chicago—Drawing-rooms, Compartments, Bedrooms, Roomettes, Sections.  
 NEW—Los Angeles to New York—10 Roomettes, 6 Double Bdrm. (N.Y.C. No. 68 east of Chicago). Eff. Aug. 1.  
 Reclining Seat—Leg Rest Coaches... Los Angeles to Chicago—(all seats reserved).  
 Cafe Lounge Car... Los Angeles to Chicago—For coach passengers.  
 Dining Car... A la carte and club or table d'hote service.

★ NO. 2—LOS ANGELES LIMITED—DAILY—No Extra Fare  
 Cars to Chicago and St. Paul-Minneapolis run via C. & N. W. east of Omaha.  
 Club Lounge Car... Los Angeles to Chicago—(Radio, bath).  
 Standard Sleeping Cars... Los Angeles to New York—10 Roomettes, 6 Double Bedrooms (P.R.R. No. 2 east of Chicago).  
 Los Angeles to Chicago—2 Drawing-rooms, 4 Compartments, 4 Double Bedrooms.  
 Los Angeles to Chicago—12 Roomettes, 4 Dbl. Bdrm.  
 Los Angeles to Chicago—14 Sections.  
 Los Angeles to St. Paul-Minneapolis—6 Secs., 6 Roomettes, 4 Double Bedrooms (204-9-204 east of Omaha).  
 Denver to Chicago—8 Sections, 5 Double Bedrooms, (No. 86 to Omaha—June 14 to Sept. 9).  
 Cedar City to Salt Lake City—10 Sections, D.R., Compts. (No. 310—June 15 to Sept. 10—occupancy 7:30 a.m.).

Reclining Seat Coaches... Los Angeles to Chicago (2 cars—all seats reserved).  
 Los Angeles to Omaha (1 car—all seats reserved).  
 Denver to Chicago (One car—all seats reserved—No. 86 to Omaha—June 14 to Sept. 9).

Coach Lounge Car... Los Angeles to Chicago (coach seats reserved).  
 Dining Car... A la carte and club or table d'hote service.

★ NO. 10-12—CITY OF ST. LOUIS—IDAHOAN  
 No. 10 to Green River; No. 12 to Omaha.  
 Club Lounge Service... Los Angeles to North Platte.  
 Standard Sleeping Cars... Los Angeles to Omaha—14 Sections.  
 Los Angeles to Green River—12 Roomettes, 4 Double Bedrooms (No. 10 to St. Louis).  
 Los Angeles to Green River—6 Sections, 6 Roomettes, 4 Double Bedrooms (No. 10 to Kansas City).  
 Los Angeles to Cedar City—8 Sec., D.R., Compts., (No. 309 Milford to Cedar City—June 14 to Sept. 9).

Reclining Seat Coaches... Los Angeles to Omaha—all seats reserved only between Los Angeles and Las Vegas.  
 Los Angeles to Green River (No. 10 to St. Louis—all seats reserved).  
 Los Angeles to Ogden—all seats reserved.  
 Cedar City to Salt Lake City (No. 310—June 15 to Sept. 10).

Dining Car... Los Angeles to North Platte—a la carte and club or table d'hote service.

★ NO. 38-24—PONY EXPRESS—GOLD COAST—DAILY  
 38 to Ogden; 24 to Chicago. Cars to Chicago run via C. & N. W. east of Omaha.  
 Club Lounge Service... Los Angeles to Chicago (Radio).  
 Standard Sleeping Cars... Los Angeles to Chicago—10 Sec., 3 Dbl. Bedrooms.  
 Los Angeles to Chicago—14 Sections.  
 Los Angeles to Ogden—10 Sections, Drawing Room, Compartment (No. 38 to Kansas City).  
 Los Angeles to Ogden—10 Roomettes, 6 Bedrooms (No. 38 to Denver).  
 Los Angeles to Las Vegas—8 Sec., D.R., 3 Dbl. Bdrms.  
 Los Angeles to Chicago.  
 Los Angeles to Ogden (No. 38 for Kansas City).  
 Dining Car... Las Vegas to Omaha—Budget priced meals.

**Footnotes for Page 9**  
 ☐ Club lounge cars are for the exclusive use of standard sleeping car passengers. The City of Los Angeles and Los Angeles Limited have lounge cars for coach passengers.  
 ☒ Conditional stop; see Tables 1 or 3.  
 ♦ Motor bus connections at East Los Angeles. See tables 7, 8 and 9 for complete information on bus schedules to and from East Los Angeles. \* Effective August 1, 1953.  
 ● Extra fare train; limited handling of baggage, consult agent. See tables 1 and 2.  
 ★ Regularly assigned through cars air-conditioned. (f) Stops only on signal.

△ See Table 4, page 31, for condensed schedule of all service to the Utah-Arizona Parks from the East and from Los Angeles.  
 ▲ Motor Bus between Lund and Cedar City. ▲ No checked baggage handled on this train. (E.S.T.) Eastern standard time. (C.S.T.) Central standard time. (M.S.T.) Mountain standard time. (P.S.T.) Pacific standard time.  
 Time from 12.01 midnight to 12.00 noon shown in light face type.  
 Time from 12.01 noon to 12.00 midnight shown in heavy face type.



### NEW YORK and CHICAGO to SAN FRANCISCO via Omaha

| Table B<br>Condensed Schedules<br>All Trains Daily |           | Streamliner<br>City of San Francisco<br>101<br>Daily<br>Example | San Francisco<br>Overland<br>27<br>Daily<br>Example | Gold Coast<br>23<br>Daily<br>Example |
|--|-----------|---|---|--------------------------------------|
| Lv New York (E.S.T.) N.Y.C.                        |           |   | 6.00 SAT  |                                      |
| Lv Detroit   |           |   | 7.00 SUN  |                                      |
| Ar Chicago (C.S.T.)                                |           |   | 11.15 SUN   |                                      |
| Lv New York (EST) Penn.R.R.                        |           |   | 6.10 SAT  |                                      |
| Lv N. Phila., Pa. (E.S.T.)                         |           |   | 7.44 SAT  |                                      |
| Ar Chicago (C.S.T.)                                |           |   | 10.00 SUN   |                                      |
| C. & N. W.   |           |   |   |                                      |
| Lv Chicago (C.S.T.)                                | 7.00 SUN  | 4.00 SUN  | 10.30 SUN   |                                      |
| Lv Clinton   | 9.14      | 6.30  | 1.30 SUN  |                                      |
| Lv Cedar Rapids                                    | 10.25 SUN | 7.50 SUN  | 3.21 MON  |                                      |
| Ar Council Bluffs                                  | 2.33 MON  | 12.59 MON   | 9.20  |                                      |
| Ar Omaha   | 2.45 MON  | 1.15 MON  | 9.45 MON  |                                      |
| C. & N. W.   |           |   |   |                                      |
| Lv Minneapolis                                     |           | 203-10-203  | 201-2-201   |                                      |
| Lv St. Paul  |           | 11.40 SUN   | 8.25 SUN  |                                      |
| Lv Sioux City                                      |           | 12.10   | 10.10 SUN   |                                      |
| Ar Omaha   |           | 6.25  | 7.05 MON  |                                      |
|  |           | 8.40  | 9.30 MON  |                                      |
| Union Pacific                                      |           |   |   |                                      |
| Lv Omaha (C.S.T.)                                  | 2.55 MON  | 1.45 MON  | 10.25 MON   |                                      |
| Ar Fremont   |           |   | 11.16   |                                      |
| Ar Columbus  |           |   | 12.08   |                                      |
| Ar Grand Island                                    | 4.55      | 4.22  | 1.20  |                                      |
| Ar Kearney   |           |   | 2.05  |                                      |
| Ar North Platte (C.S.T.)                           | 6.40      | 6.35  | 3.55  |                                      |
| Lv North Platte (M.S.T.)                           | 5.45      | 6.05  | 3.05  |                                      |
| Lv Sidney  | 7.28      | 8.25  | 5.25  |                                      |
| Ar Cheyenne  | 9.10      | 10.30   | 7.35  |                                      |
| Lv Cheyenne  | 9.20      | 10.40   | 7.45  |                                      |
| Ar Laramie   | 10.40     | 12.10   | 9.25  |                                      |
| Ar Rawlins   | 12.30     | 2.25  | 11.55 MON   |                                      |
| Ar Rock Springs                                    |           |   | 2.07 TUE  |                                      |
| Ar Green River                                     | 2.40      | 5.05  | 2.30  |                                      |
| Lv Green River                                     | 2.50      | 5.40  | 3.00  |                                      |
| Ar Evanston  | 4.30      | 7.47  | 5.16  |                                      |
| Ar Ogden (M.S.T.)                                  | 6.05 MON  | 9.30 MON  | 7.00 TUE  |                                      |
| Lv Salt Lake City (M.S.T.)                         |           | 7.15 MON  | 6.20 TUE  |                                      |
| Southern Pacific                                   |           |   |   |                                      |
| Lv Ogden (M.S.T.)                                  | 6.22 MON  | 9.55 MON  | 8.10 TUE  |                                      |
| Ar Reno (P.S.T.)                                   | 2.17 TUE  | 7.38 TUE  | 9.45  |                                      |
| Ar Truckee   |           | 8.33  | 10.50 TUE   |                                      |
| Ar Sacramento                                      | 6.42      | 12.32   | 3.20 WED  |                                      |
| Lv Sacramento                                      | 6.48      | 12.37   | 3.40  |                                      |
| Ar Berkeley  | 8.21      | 2.24  | 5.40  |                                      |
| Ar Oakland (16th St.)                              | 8.31      | 2.35  | 5.50  |                                      |
| Ar Oakland Pier                                    | 8.40      | 2.45  | 6.00  |                                      |
| Ar San Francisco (P.S.T.)                          | 9.15 TUE  | 3.20 TUE  | 6.35 WED  |                                      |

#### Equipment for Page 10

★ NO. 101—Streamliner CITY OF SAN FRANCISCO—Daily—Extra Fare  
Cars from Chicago run via C. & N. W. to Omaha; U. P. to Ogden; S. P. to San Francisco.

Club Lounge Car @..... Chicago to San Francisco (Radio, bath, valet service.)  
Standard Sleeping Cars..... Chicago to San Francisco—Drawing-rooms, Compts., Double Bedrooms, Roomettes, Sections.

Reclining Seat—  
Leg Rest Coaches..... Chicago to San Francisco—(all seats reserved).  
Cafe Lounge Car..... Chicago to San Francisco—Moderately priced meals and lounge for coach passengers.  
Dining Car..... A la carte and club or table d'hote service.

#### ★ NO. 27—SAN FRANCISCO OVERLAND—DAILY—NO EXTRA FARE

Cars from Chicago run via C. & N. W. to Omaha; U. P. to Ogden; S. P. to San Francisco.

Club Lounge Car @..... Chicago to San Francisco (Radio).  
Standard Sleeping Cars..... New York to San Francisco—10 Roomettes, 6 Double Bedrooms (P.R.R. No. 1 to Chicago).

Car operates every other day—see Page 7.  
New York to San Francisco—10 Roomettes, 6 Double Bedrooms (N.Y.C. No. 17 to Chicago).  
Car operates every other day—see Page 7.  
Chicago to San Francisco—10 Roomettes, 6 Double Bedrooms.

Chicago to San Francisco—2 Drawing-rooms, 4 Compartments, 4 Double Bedrooms.  
Chicago to San Francisco—6 Sections, 6 Roomettes, 4 Double Bedrooms.

Chicago to West Yellowstone—10 Sec. 1 D.R., 2 Compt. (No. 11-35 from Green River—June 20 to Sept. 8).  
Ogden to San Francisco—6 Sections, 6 Roomettes, 4 Double Bedrooms (No. 9 from St. Louis).  
Salt Lake City to San Francisco—6 Sections, 6 Roomettes, 4 Double Bedrooms (No. 6 to Ogden).

Reclining Seat Coaches..... Chicago to San Francisco (all seats reserved).  
Ogden to San Francisco (No. 9 from St. Louis—all seats reserved).

Club Lounge Car..... Chicago to San Francisco (for exclusive use of coach passengers). (Radio).  
Dining Car..... A la carte and club or table d'hote service.

#### ★ NO. 23—GOLD COAST—DAILY

Cars from Chicago run via C. & N. W. to Omaha; U. P. to Ogden; S. P. to San Francisco.

Club Lounge Car..... Chicago to San Francisco (Radio).  
Standard Sleeping Cars..... Chicago to San Francisco—12 Sections, D.R. (2 cars).  
Ogden to San Francisco—12 Sections, Drawing-room (No. 37 from Denver).

Reclining Seat Coaches..... Chicago to San Francisco. (Not reserved).  
Dining Car..... A la carte and club or table d'hote service west of Ogden. Budget priced meals and a la carte service on Union Pacific Railroad east of Ogden.

#### Footnotes for Page 10

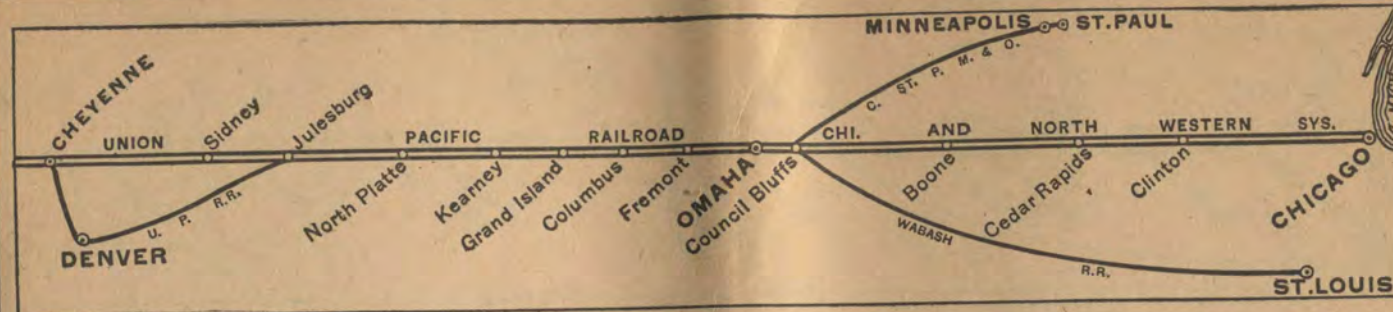
Passengers Use Ferry Steamer between Oakland Pier and San Francisco.

- ⊗ Club lounge cars are for the exclusive use of standard sleeping car passengers. The City of San Francisco and San Francisco Overland have lounge cars for coach passengers.
- Extra fare train; limited handling of baggage, consult agent. See tables 1 and 2.
- ▲ Limited handling of checked baggage on this train; consult agent.
- (f) Stops only on signal.

- ★ Regularly assigned through cars air-conditioned. ⊠ Conditional stop; see table 1.
- (E.S.T.) Eastern standard time. (C.S.T.) Central standard time.
- (M.S.T.) Mountain standard time. (P.S.T.) Pacific standard time.

Time from 12:01 midnight to 12:00 noon shown in light face type.

Time from 12:01 noon to 12:00 midnight shown in heavy face type.



### SAN FRANCISCO to CHICAGO, and NEW YORK via Omaha

| Table B<br>Condensed Schedules<br>All Trains Daily |           | Streamliner<br>City of San Francisco<br>102<br>Daily<br>Example | San Francisco<br>Overland<br>28<br>Daily<br>Example | Gold Coast<br>24<br>Daily<br>Example |
|--|-----------|---|---|--------------------------------------|
| Southern Pacific                                   |           |   |   |                                      |
| Lv San Francisco (P.S.T.)                          | 5.00 SUN  | 11.00 SUN   | 6.30 SUN  |                                      |
| Ar Oakland Pier                                    | 5.30      | 11.30   | 7.00  |                                      |
| Ar Oakland (16th St.)                              | 5.37      | 11.38   | 7.08  |                                      |
| Ar Berkeley  | 6.45      | 11.46   | 7.17  |                                      |
| Ar Sacramento                                      | 7.20      | 1.35  | 9.20  |                                      |
| Lv Sacramento                                      | 7.25      | 1.40  | 9.40 SUN  |                                      |
| Ar Truckee   |           | 5.32  | 1.55 MON  |                                      |
| Ar Reno (P.S.T.)                                   | 11.51 SUN | 6.39 SUN  | 3.20  |                                      |
| Ar Ogden (M.S.T.)                                  | 9.40 MON  | 6.25 MON  | 6.30 MON  |                                      |
| Union Pacific                                      |           |   |   |                                      |
| Ar Salt Lake City (M.S.T.)                         |           | 8.00 MON  | 9.45 MON  |                                      |
| Lv Ogden (M.S.T.)                                  | 9.55 MON  | 7.00 MON  | 7.15 MON  |                                      |
| Ar Evanston  | 11.24     | 8.50  | 9.20  |                                      |
| Ar Green River                                     | 1.05      | 10.50   | 11.40 MON   |                                      |
| Lv Green River                                     | 1.15      | 11.00   | 12.15 TUE   |                                      |
| Ar Rock Springs                                    |           |   | 12.38   |                                      |
| Ar Rawlins   | 3.30      | 1.40  | 3.20  |                                      |
| Ar Laramie   | 5.20      | 4.00  | 6.35  |                                      |
| Ar Cheyenne  | 6.30      | 5.25  | 8.15  |                                      |
| Lv Cheyenne  | 6.40      | 5.40  | 8.30  |                                      |
| Ar Sidney  | 8.02      | 7.22  | 10.20   |                                      |
| Ar North Platte (M.S.T.)                           | 9.43      | 9.13  | 12.30   |                                      |
| Lv North Platte (C.S.T.)                           | 10.48     | 10.23   | 1.40  |                                      |
| Ar Kearney   |           |   | 3.40  |                                      |
| Ar Grand Island                                    | 12.40 TUE | 1.10 TUE  | 4.45  |                                      |
| Ar Columbus  |           |   | 5.52  |                                      |
| Ar Fremont   |           |   | 6.49  |                                      |
| Ar Omaha   | 2.50 TUE  | 3.35 TUE  | 7.50 TUE  |                                      |
| C. & N. W.   |           |   |   |                                      |
| Lv Omaha   | 3.00 TUE  | 4.00 TUE  | 8.30 TUE  |                                      |
| Ar Council Bluffs                                  | 3.10      | 4.10  | 8.45 TUE  |                                      |
| Ar Cedar Rapids                                    | 7.14      | 8.58  | 2.35 WED  |                                      |
| Ar Clinton   | 8.30      | 10.30   | 4.20  |                                      |
| Ar Chicago (C.S.T.)                                | 11.00 TUE | 1.30 TUE  | 7.30 WED  |                                      |
| C. & N. W.   |           |   |   |                                      |
| Lv Omaha   |           | (204-9-204)   | (202-1-202)   |                                      |
| Ar Sioux City                                      |           | 9.25 TUE  | 9.45 TUE  |                                      |
| Ar St. Paul  |           | 11.50   | 12.25 WED   |                                      |
| Ar Minneapolis (C.S.T.)                            |           | 6.15  | 8.35  |                                      |
|  |           | 6.50 TUE  | 9.15 WED  |                                      |
| Lv Chicago (C.S.T.) N.Y.C.                         |           | 6.30 TUE  |   |                                      |
| Ar New York (E.S.T.)                               |           | 1.00 WED  |   |                                      |
| Lv Chicago (C.S.T.) Penn.R.R.                      |           | 6.00 TUE  |   |                                      |
| Ar N. Phila., Pa. (E.S.T.)                         |           | 9.53 WED  |   |                                      |
| Ar New York (E.S.T.)                               |           | 11.25 WED   |   |                                      |

#### Equipment for Page 11

★ NO. 102—Streamliner CITY OF SAN FRANCISCO—Daily—Extra Fare  
Runs via S. P. to Ogden, and via C. & N. W. east of Omaha.

Club Lounge Car @..... San Francisco to Chicago—(Radio, bath, valet service).  
Standard Sleeping Cars..... San Francisco to Chicago—Drawing rooms, Compts., Double Bedrooms, Roomettes, Sections.

Reclining Seat—  
Leg Rest Coaches..... San Francisco to Chicago—(all seats reserved).  
Cafe Lounge Car..... San Francisco to Chicago—Moderately priced meals and lounge for coach passengers.  
Dining Car..... A la carte and club or table d'hote service.

#### ★ NO. 28—SAN FRANCISCO OVERLAND—DAILY—No Extra Fare

Runs via S. P. to Ogden, and via C. & N. W. east of Omaha.

Club Lounge Car @..... San Francisco to Chicago (Radio).  
Standard Sleeping Cars..... San Francisco to New York—10 Roomettes, 6 Double Bedrooms (P.R.R. No. 2 east of Chicago).

Car operates every other day—see Page 7.  
San Francisco to New York—10 Roomettes, 6 Double Bedrooms (N.Y.C. No. 22 east of Chicago).  
Car operates every other day—see Page 7.  
San Francisco to Chicago—10 Roomettes, 6 Double Bedrooms.

San Francisco to Chicago—2 Drawing-rooms, 4 Compartments, 4 Double Bedrooms.  
San Francisco to Chicago—6 Sections, 6 Roomettes, 4 Double Bedrooms.

San Francisco to Ogden—6 Sections, 6 Roomettes, 4 Double Bedrooms (U.P.-Wab. 10 to St. Louis).  
San Francisco to Salt Lake City—6 Sections, 6 Roomettes, 4 Double Bedrooms (No. 37 south of Ogden).  
West Yellowstone to Chicago—10 Sections, D.R., Compts. (Nos. 36-12 to Green River—June 22 to Sept. 10).

Reclining Seat Coaches..... San Francisco to Chicago (all seats reserved).  
San Francisco to Ogden (No. 10 to St. Louis—all seats reserved).

Club Lounge Car..... San Francisco to Chicago (for exclusive use of coach passengers). (Radio).  
Dining Car..... A la carte and club or table d'hote service.

#### ★ NO. 24—GOLD COAST—DAILY

Runs via S. P. to Ogden, and via C. & N. W. east of Omaha.

Club Lounge Car..... San Francisco to Chicago (Radio).  
Standard Sleeping Cars..... San Francisco to Chicago—12 Sections, Drawing-room (No. 38 to Denver).

Reclining Seat Coaches..... San Francisco to Chicago (not reserved).  
Dining Car..... A la carte and club or table d'hote service west of Ogden. Budget priced meals and a la carte service on Union Pacific Railroad east of Ogden.

#### Footnotes for Page 11

Passengers Use Ferry Steamer between San Francisco and Oakland Pier.

- ⊗ Club lounge cars are for the exclusive use of standard sleeping car passengers. The City of San Francisco and San Francisco Overland have lounge cars for coach passengers.
- Extra fare train; limited handling of baggage, consult agent. See tables 1 and 2.
- ▲ Limited handling of checked baggage on this train; consult agent.
- (f) Stops only on signal.

- ★ Regularly assigned through cars air-conditioned. ⊠ Conditional stop; see Table 2.
- (E.S.T.) Eastern standard time. (C.S.T.) Central standard time.
- (M.S.T.) Mountain standard time. (P.S.T.) Pacific standard time.

Time from 12:01 midnight to 12:00 noon shown in light face type.

Time from 12:01 noon to 12:00 midnight shown in heavy face type.



**CHICAGO to PORTLAND and SEATTLE via Omaha**

| Table C<br>Condensed Schedules<br>All Trains Daily |                 | Streamliner<br>City of<br>Portland<br>105<br>Daily<br>Example | Gold Coast-<br>Portland<br>Rose<br>23-17<br>Daily<br>Example | Idahoan<br>11<br>Daily<br>Example | San Fran.<br>Overland<br>Yel. Spec.<br>27-11-35<br>Summer<br>Season<br>Example |
|--|-----------------|---|--|-----------------------------------|--|
| <b>C. &amp; N. W.</b>                              |                 |   |  |                                   |  |
| Lv Chicago (C.S.T.)                                | 5.30 SUN        | 10.30 SUN   |  |                                   | 4.00 SUN   |
| Ar Omaha   | 1.30 MON        | 9.45 MON  |  |                                   | 1.15 MON   |
| <b>Union Pacific</b>                               |                 |   |  |                                   |  |
| Lv Omaha   | 1.40 MON        | 10.25 MON   | 9.55 SUN   | 1.45 MON                          |  |
| Ar Fremont   | 3.10 MON        | 11.18 MON   | 10.53 SUN  | 3.10 MON                          |  |
| Ar Columbus  | 3.40 MON        | 12.08 MON   | 11.49 SUN  | 3.40 MON                          |  |
| Ar Grand Island                                    | 4.10 MON        | 1.20 MON  | 1.20 MON   | 4.22 MON                          |  |
| Ar Kearney   | 4.40 MON        | 2.05 MON  | 2.15 MON   | 4.55 MON                          |  |
| Ar North Platte (C.S.T.)                           | 5.25 MON        | 3.05 MON  | 3.40 MON   | 5.35 MON                          |  |
| Ar North Platte (M.S.T.)                           | 4.30 MON        | 3.05 MON  | 6.25 MON   | 8.25 MON                          |  |
| Ar Sidney  | 6.15 MON        | 5.25 MON  | 8.40 MON   | 10.30 MON                         |  |
| Ar Cheyenne  | 7.55 MON        | 7.35 MON  | 9.10 MON   | 10.40 MON                         |  |
| Ar Laramie   | 8.05 MON        | 9.25 MON  | 10.45 MON  | 12.10 MON                         |  |
| Ar Rawlins   | 9.25 MON        | 11.55 MON   | 1.12 MON   | 2.25 MON                          |  |
| Ar Rock Springs                                    | 11.15 MON       | 2.07 TUE  | 3.21 MON   | 5.25 MON                          |  |
| Ar Green River                                     | 1.35 MON        | 3.25 MON  | 6.45 MON   | 8.20 MON                          |  |
| Ar Kemmerer  | 2.45 MON        | 5.05 MON  | 8.20 MON   | 10.30 MON                         |  |
| Ar Montpelier                                      | 4.00 MON        | 7.05 MON  | 10.30 MON  | 1.15 MON                          |  |
| Ar Pocatello                                       | 5.45 MON        | 9.35 TUE  | 10.30 MON  | 1.15 MON                          |  |
| Ar West Yellowstone                                | (Summer Season) | 7.30 MON  | 7.30 TUE   | 7.30 TUE                          |  |
| Lv West Yellowstone                                | (Summer Season) | 7.30 MON  | 7.30 TUE   | 7.30 TUE                          |  |
| Lv Pocatello                                       | 5.55 MON        | 10.35 TUE   | 11.15 MON  | 11.15 MON                         |  |
| Ar Mindoka   | 7.15 MON        | 11.48 TUE   | 12.18 TUE  | 12.18 TUE                         |  |
| Ar Shoshone  | 7.32 MON        | 12.40 TUE   | 1.05 TUE   | 1.05 TUE                          |  |
| Lv Shoshone  | 7.35 MON        | 12.45 TUE   | 1.20 TUE   | 1.20 TUE                          |  |
| Ar Sun Valley (Ketchum)                            | 9.35 MON        | 1.25 TUE  | 3.20 TUE   | 3.20 TUE                          |  |
| Lv Sun Valley (Ketchum)                            | 5.25 MON        | 10.35 TUE   | 11.00 MON  | 11.00 MON                         |  |
| Ar Shoshone  | 7.25 MON        | 12.35 TUE   | 1.00 TUE   | 1.00 TUE                          |  |
| Lv Shoshone  | 7.32 MON        | 12.40 TUE   | 1.05 TUE   | 1.05 TUE                          |  |
| Ar Glens Ferry                                     | 8.25 MON        | 2.00 TUE  | 2.15 TUE   | 2.15 TUE                          |  |
| Ar Boise   | 9.40 MON        | 3.45 TUE  | 3.59 TUE   | 3.59 TUE                          |  |
| Ar Nampa   | 10.08 MON       | 4.25 TUE  | 4.36 TUE   | 4.36 TUE                          |  |
| Ar Ontario   | 10.40 MON       | 5.25 TUE  | 5.35 TUE   | 5.35 TUE                          |  |
| Ar Huntington (M.S.T.)                             | 11.40 MON       | 6.25 TUE  | 6.35 TUE   | 6.35 TUE                          |  |
| Lv Huntington (P.S.T.)                             | 10.40 MON       | 5.35 TUE  | 5.45 TUE   | 5.45 TUE                          |  |
| Ar Baker   | 11.55 MON       | 6.59 TUE  | 7.05 TUE   | 7.05 TUE                          |  |
| Ar La Grande                                       | 1.05 TUE        | 8.20 TUE  | 8.25 TUE   | 8.25 TUE                          |  |
| Lv Pendleton                                       | 3.11 TUE        | 11.00 TUE   | 10.47 TUE  | 10.47 TUE                         |  |
| Ar Hinkle  | 3.50 TUE        | 12.01 WED   | 11.30 TUE  | 11.30 TUE                         |  |
| Lv Arlington                                       | 4.15 TUE        | 1.55 WED  | 12.39 TUE  | 12.39 TUE                         |  |
| Ar The Dalles                                      | 5.35 TUE        | 3.25 WED  | 1.45 WED   | 1.45 WED                          |  |
| Ar Hood River                                      | 6.05 TUE        | 4.05 WED  | 2.20 WED   | 2.20 WED                          |  |
| Ar Portland  | 7.30 TUE        | 6.00 WED  | 4.00 TUE   | 4.00 TUE                          |  |
| Lv Portland  | 8.00 TUE        | 8.00 WED  | 5.00 TUE   | 5.00 TUE                          |  |
| Ar Tacoma  | 11.01 TUE       | 11.01 WED   | 8.05 TUE   | 8.05 TUE                          |  |
| Ar Seattle (P.S.T.)                                | 11.59 TUE       | 11.59 WED   | 9.15 TUE   | 9.15 TUE                          |  |

**Equipment for Page 12**

**\* NO. 105—Streamliner CITY OF PORTLAND—DAILY—No Extra Fare**  
C. & N. W. to Omaha; No. 457 Portland-Seattle.  
Club Lounge Car @.....Chicago to Portland (Radio, bath).  
Standard Sleeping Cars.....Chicago to Portland—2 Drawing Rooms, 4 Compartments, 4 Double Bedrooms.  
Chicago to Portland—6 Sections, 6 Roomettes, 4 Double Bedrooms (2 cars).  
Reclining Seat—Chicago to Seattle—12 Roomettes, 4 Double Bedrooms.  
Leg Rest Coaches.....Chicago to Portland—(all seats reserved).  
Cafe Lounge Car.....Chicago to Portland—Moderately priced meals and lounge for coach passengers.  
Dining Car.....A la carte and club or table d'hote service.

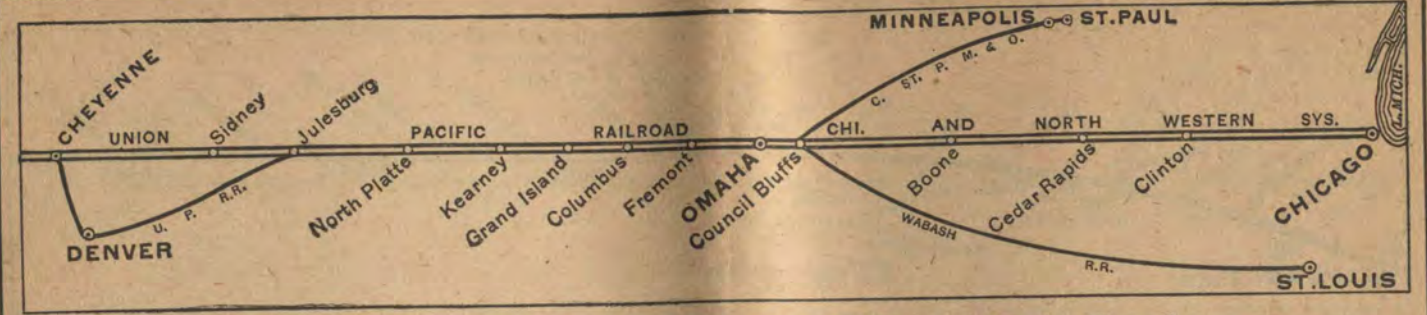
**\* NO. 25-17—GOLD COAST—PORTLAND ROSE—DAILY**  
C. & N. W. No. 23 to Omaha; U. P. No. 23 to Green River; No. 17 to Portland.  
Club Lounge Service.....Chicago to Portland (Radio).  
Standard Sleeping Cars.....Chicago to Portland—10 Sections, 3 Double Bedrooms.  
Pocatello to Spokane—6 Sec., 6 Rmte., 4 Dbl. Bdrm. (No. 10-33 from Los Angeles; No. 20 north of Hinkle).  
Green River to Portland—10 Roomettes, 6 Double Bedrooms (No. 17 through from Denver).  
Green River to Portland—14 Sections (No. 17 through from Denver).  
Green River to Portland—10 Sections, 1 Drawing-room, 2 Compts. (No. 37-17 through from Kansas City).  
West Yellowstone to Pocatello—10 Sec., D.R., Compts. (No. 35 to Pocatello—occupancy until 8:00 am) (June 22 to September 10).  
Reclining Seat Coaches.....Chicago to Portland.  
Green River to Portland (No. 37-17 through from Kansas City).  
Green River to Spokane (No. 17 from Denver—No. 20 north of Hinkle).  
Dining Car.....Omaha to Hinkle—Budget priced meals and a la carte service.

**\* NO. 11—IDAHOAN—DAILY**  
No. 11 Omaha to Portland; No. 459 to Seattle.  
Club Lounge Car @.....North Platte to Portland (Radio).  
Standard Sleeping Cars.....Omaha to Green River—14 Sections (No. 9 thru to Los Angeles).  
Green River to Seattle—6 Sections, 6 Roomettes, 4 Double Bedrooms (No. 9 from St. Louis).  
Pocatello to Portland—10 Sections, Drawing-room Compartment (No. 29 from Salt Lake City).  
Reclining Seat Coaches.....Omaha to Portland (not reserved).  
Green River to Portland (No. 9 from St. Louis—all seats reserved).  
Pocatello to Portland (No. 29 from Salt Lake City—not reserved).  
Dining Car.....North Platte to Portland—a la carte and club or table d'hote service.

**\* NO. 27-11-35—SAN FRAN. OVERLAND—YEL'STONE SPECIAL—DAILY THRU CARS FROM CHICAGO JUNE 20 THRU SEPT. 8**  
C. & N. W. No. 27 to Omaha; U. P. No. 27 to Green River; No. 11 to Pocatello; No. 35 to West Yellowstone.  
Club Lounge Service @.....Chicago to West Yellowstone.  
Standard Sleeping Car.....Chicago to West Yellowstone—10 Sec., D.R., Compts. Pocatello to West Yellowstone—10 Sections, Drawing-room, Compartments (open 9:30 p.m.).  
Reclining Seat Coaches.....Chicago to Green River (reserved); Green River to Pocatello; Pocatello to West Yellowstone.  
Dining Car.....Chicago to Pocatello.

**Footnotes for Page 12**

- ⊙ Club lounge cars are for the exclusive use of standard sleeping car passengers.
- ④ Conditional stop; see Table 1 or 20.
- ★ Regularly assigned through cars air-conditioned.
- † Motor Bus. This service is provided passengers arriving or departing Shoshone and holding through rail tickets to and from Sun Valley or Ketchum, Idaho.
- ⑤ West Yellowstone, Montana, is gateway to Yellowstone National Park. Summer Season is from June 22 through September 10.
- △ Daily train No. 459.
- (C.S.T.) Central Standard time.
- (M.S.T.) Mountain Standard time.
- (P.S.T.) Pacific Standard time.
- Time from 12.01 midnight to 12.00 noon shown in light face type.
- Time from 12.01 noon to 12.00 midnight shown in heavy face type.



**SEATTLE and PORTLAND to CHICAGO via Omaha**

| Table C<br>Condensed Schedules<br>All Trains Daily |                 | Streamliner<br>City of<br>Portland<br>105<br>Daily<br>Example | Portland<br>Rose-<br>Gold Coast<br>18-24<br>Daily<br>Example | Idahoan-<br>12<br>Daily<br>Example | Yel. Spec.<br>San Fran.<br>Overland<br>36-12-28<br>Summer<br>Season<br>Example |
|--|-----------------|---|--|------------------------------------|--|
| <b>Union Pacific</b>                               |                 |   |  |                                    |  |
| Lv Seattle (P.S.T.)                                | 12.30 SUN       | 1.26 MON  | 4.45 SUN   | 11.45 SUN                          |  |
| Ar Tacoma  | 1.26 MON        | 4.30 SUN  | 5.52 MON   | 1.15 MON                           |  |
| Ar Portland  | 4.30 SUN        | 9.15 SUN  | 9.15 SUN   | 6.45 MON                           |  |
| Lv Portland  | 5.30 SUN        | 9.45 SUN  | 8.10 MON   | 8.10 MON                           |  |
| Ar Hood River                                      | 6.45 SUN        | 11.13 SUN   | 9.38 MON   | 10.15 MON                          |  |
| Ar The Dalles                                      | 7.15 SUN        | 11.50 SUN   | 10.15 MON  | 11.15 MON                          |  |
| Ar Arlington                                       | 8.55 SUN        | 2.05 MON  | 12.20 MON  | 1.10 MON                           |  |
| Ar Hinkle  | 9.35 SUN        | 2.55 MON  | 1.10 MON   | 1.10 MON                           |  |
| Ar Pendleton                                       | 11.40 SUN       | 5.35 MON  | 3.45 MON   | 3.45 MON                           |  |
| Ar La Grande                                       | 12.40 MON       | 6.47 MON  | 4.56 MON   | 4.56 MON                           |  |
| Ar Baker   | 2.05 MON        | 8.15 MON  | 6.20 MON   | 6.20 MON                           |  |
| Ar Huntington (P.S.T.)                             | 3.05 MON        | 9.25 MON  | 7.30 MON   | 7.30 MON                           |  |
| Ar Huntington (M.S.T.)                             | 3.05 MON        | 10.20 MON   | 8.25 MON   | 8.25 MON                           |  |
| Ar Ontario   | 4.36 MON        | 11.20 MON   | 9.27 MON   | 9.27 MON                           |  |
| Ar Nampa   | 5.00 MON        | 11.50 MON   | 10.15 MON  | 10.15 MON                          |  |
| Ar Boise   | 6.10 MON        | 1.30 TUE  | 12.01 TUE  | 12.01 TUE                          |  |
| Ar Shoshone  | 7.05 MON        | 2.40 MON  | 1.15 TUE   | 1.15 TUE                           |  |
| Lv Shoshone  | 7.10 MON        | 2.45 MON  | 1.20 TUE   | 1.20 TUE                           |  |
| Ar Sun Valley (Ketchum)                            | 9.10 MON        | 4.45 MON  | 3.20 TUE   | 3.20 TUE                           |  |
| Lv Sun Valley (Ketchum)                            | 5.00 MON        | 12.35 MON   | 11.00 MON  | 11.00 MON                          |  |
| Ar Shoshone  | 7.00 MON        | 2.35 MON  | 1.00 TUE   | 1.00 TUE                           |  |
| Lv Shoshone  | 7.05 MON        | 2.40 MON  | 1.15 TUE   | 1.15 TUE                           |  |
| Ar Mindoka   | 8.45 MON        | 3.35 MON  | 2.15 TUE   | 2.15 TUE                           |  |
| Ar Pocatello                                       | 8.45 MON        | 4.45 MON  | 3.30 TUE   | 3.30 TUE                           |  |
| Ar West Yellowstone                                | (Summer Season) | 7.30 TUE  | 7.30 TUE   | 7.30 TUE                           |  |
| Lv West Yellowstone                                | (Summer Season) | 7.30 MON  | 7.30 MON   | 7.30 MON                           |  |
| Lv Pocatello                                       | 8.55 MON        | 5.20 MON  | 4.00 TUE   | 4.00 TUE                           |  |
| Ar Montpelier                                      | 10.45 MON       | 7.50 MON  | 6.40 TUE   | 6.40 TUE                           |  |
| Ar Kemmerer  | 12.03 MON       | 9.41 MON  | 8.26 TUE   | 8.26 TUE                           |  |
| Ar Green River                                     | 1.26 TUE        | 12.15 TUE   | 11.10 TUE  | 11.00 TUE                          |  |
| Ar Rock Springs                                    | 3.40 TUE        | 12.38 TUE   | 11.37 TUE  | 11.37 TUE                          |  |
| Ar Rawlins   | 5.30 TUE        | 3.20 WED  | 2.00 WED   | 1.40 WED                           |  |
| Ar Laramie   | 6.40 TUE        | 6.35 WED  | 4.20 WED   | 4.00 WED                           |  |
| Ar Cheyenne  | 6.40 TUE        | 8.30 WED  | 5.40 WED   | 5.25 WED                           |  |
| Lv Cheyenne  | 6.50 TUE        | 8.30 WED  | 6.20 WED   | 5.40 WED                           |  |
| Ar Sidney  | 8.12 TUE        | 10.20 WED   | 8.45 WED   | 7.22 WED                           |  |
| Ar North Platte (M.S.T.)                           | 9.55 TUE        | 12.30 WED   | 10.55 TUE  | 9.13 WED                           |  |
| Lv North Platte (C.S.T.)                           | 10.58 MON       | 1.40 WED  | 12.15 WED  | 10.23 WED                          |  |
| Ar Kearney   | 12.50 TUE       | 3.40 WED  | 2.09 WED   | 1.70 WED                           |  |
| Ar Grand Island                                    | 1.50 WED        | 4.45 WED  | 3.25 WED   | 2.40 WED                           |  |
| Ar Columbus  | 3.00 WED        | 5.52 WED  | 4.46 WED   | 3.50 WED                           |  |
| Ar Fremont   | 4.30 WED        | 6.49 WED  | 5.44 WED   | 4.40 WED                           |  |
| Ar Omaha   | 3.00 TUE        | 7.50 TUE  | 6.40 WED   | 3.35 WED                           |  |
| <b>C. &amp; N. W.</b>                              |                 |   |  |                                    |  |
| Lv Omaha   | 3.10 TUE        | 8.30 TUE  | 8.00 WED   | 4.00 WED                           |  |
| Ar Chicago (C.S.T.)                                | 11.20 TUE       | 7.30 WED  | 8.45 WED   | 1.30 WED                           |  |

**Equipment for Page 13**

**\* NO. 106—Streamliner CITY OF PORTLAND—Daily—No Extra Fare**  
C. & N. W. east of Omaha; No. 408 Seattle-Portland.  
Club Lounge Car @.....Portland to Chicago (Radio, bath).  
Standard Sleeping Cars.....Portland to Chicago—2 Drawing-rooms, 4 Compartments, 4 Double Bedrooms.  
Portland to Chicago—6 Sec, 6 Rmte, 4 Dbl Bdrm (2 cars).  
Seattle to Chicago—12 Roomettes, 4 Double Bdrm.  
Portland to Chicago—(all seats reserved).  
Cafe Lounge Car.....Portland to Chicago—Moderately priced meals and lounge for coach passengers.  
Dining Car.....A la carte and club or table d'hote service.

**\* NO. 18-24—PORTLAND ROSE—GOLD COAST—DAILY**  
No. 18 to Green River; No. 24 to Chicago; C. & N. W. east of Omaha.  
Club Lounge Service.....Portland to Chicago (Radio).  
Standard Sleeping Cars.....Portland to Chicago—10 Sections, 3 Double Bedrooms.  
Portland to Green River—10 Roomettes, 6 Double Bedrooms (No. 18 through to Denver).  
Portland to Gr. River—14 Sec. (No. 18 thru to Denver).  
Portland to Green River—10 Sections, 1 Drawing-room, 2 Compartments (No. 18-38 through to Kansas City).  
Portland to Pocatello—10 Sections, 1 Drawing-room, 1 Compartment (No. 34 through to Salt Lake City).  
Spokane to Pocatello—6 Sec., 6 Rmte., 4 Dbl. Bdrm. (No. 19 to Hinkle; No. 34-9 to Los Angeles).  
Pocatello to West Yellowstone—10 Sec., D.R., Compts. (No. 35 from Pocatello—Open 9:30 pm) (June 21 to September 9).  
Reclining Seat Coaches.....Portland to Chicago.  
Portland to Green River (No. 18-38 to Kansas City).  
Spokane to Green River (No. 19 to Hinkle—No. 18 through to Denver).  
Dining Car.....Hinkle to Omaha—Budget priced meals and a la carte service.

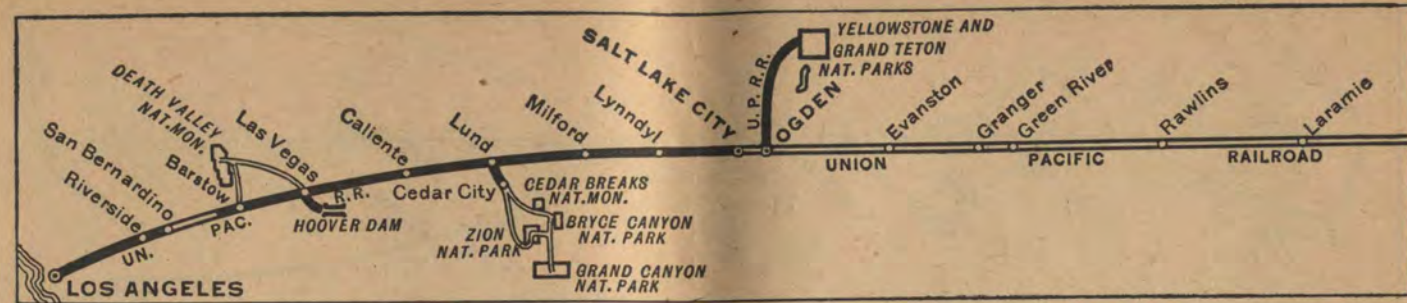
**\* NO. 12—IDAHOAN—DAILY**  
No. 402 to Portland; No. 12 to Omaha.  
Club Lounge Car @.....Portland to North Platte (Radio).  
Standard Sleeping Cars.....Seattle to Green River—6 Sections, 6 Roomettes, 4 Double Bedrooms (U.P.-Wab. 10 through to St. Louis—open 9:30 p.m.).  
Nampa to Pocatello—10 Sections, 3 Double Bedrooms (No. 30 through to Salt Lake City).  
Green River to Omaha—14 Sections, (No. 10 thru from Los Angeles).  
Reclining Seat Coaches.....Portland to Omaha (not reserved).  
Portland to Green River (No. 10 through to St. Louis—all seats reserved).  
Portland to Pocatello (No. 30 to Salt Lake City—not reserved).  
Dining Car.....Portland to North Platte—a la carte and club or table d'hote service.

**\* NO. 36-12-28—YEL'STONE SPECIAL—SAN FRAN. OVERLAND—DAILY THRU CARS FROM WEST YELLOWSTONE JUNE 22 THRU SEPT. 10.**  
No. 36 to Pocatello; No. 12 to Green River; No. 28 to Chicago; C. & N. W. east of Omaha.  
Club Lounge Service.....West Yellowstone to Chicago.  
Standard Sleeping Car.....West Yellowstone to Chicago—10 Sec., D.R., Compts. West Yellowstone to Pocatello—10 Sections, Drawing-room, Compartments (occupancy 8:00 a.m.).  
Reclining Seat Coaches.....West Yellowstone to Pocatello; Pocatello to Green River; Green River to Chicago (reserved).  
Dining Car.....Pocatello to Chicago.

**Footnotes for Page 13**

- ⊙ Club lounge cars are for the exclusive use of standard sleeping car passengers.
- ④ Conditional stop; see Table 2 or 20.
- ★ Regularly assigned through cars air-conditioned.
- † Motor Bus. This service is provided passengers arriving or departing Shoshone and holding through rail tickets to and from Sun Valley or Ketchum, Idaho.
- ⑤ West Yellowstone, Montana, is gateway to Yellowstone National Park. Summer Season is from June 22 through September 10.
- △ Daily train No. 458.
- (C.S.T.) Central Standard time.
- (M.S.T.) Mountain Standard time.
- (P.S.T.) Pacific Standard time.
- Time from 12.01 midnight to 12.00 noon shown in light face type.
- Time from 12.01 noon to 12.00 midnight shown in heavy face type.





**ST. LOUIS and KANSAS CITY to LOS ANGELES via Denver**

**Table D**  
Condensed Schedules  
All Trains Daily

|                                | Streamliner City of St. Louis 9 Example | Utah Parks Special (Summer) 9-309 Δ Example | Pony Express 37 Example |
|--------------------------------|---|---|-------------------------|
| Lv St. Louis (Wabash) (C.S.T.) | 4.00 SUN                                | 4.00 SUN                                    | 4.00 SUN                |
| Ar Kansas City                 | 9.00 SUN                                | 9.00 SUN                                    | 9.00 SUN                |
| Lv Kansas City (Union Pacific) | 9.30 SUN                                | 9.30 SUN                                    | 11.59 SUN               |
| Ar Lawrence                    | 10.37                                   | 10.37                                       | 12.59 MON               |
| Ar Topeka                      | 11.30                                   | 11.30                                       | 1.42                    |
| Ar Manhattan                   | 11.30                                   | 11.30                                       | 2.44                    |
| Ar Junction City               | 11.59                                   | 11.59                                       | 3.29                    |
| Ar Salina                      | 12.49                                   | 12.49                                       | 8.04                    |
| Ar Ellis (C.S.T.)              | 3.00                                    | 3.00  | 8.00                    |
| Ar Ellis (M.S.T.)              | 2.09                                    | 2.09  | 7.30                    |
| Ar Oakley                      | 3.20                                    | 3.20  | 9.20                    |
| Ar Denver                      | 7.55                                    | 7.55  | 3.30                    |
| Lv Denver                      | 8.25                                    | 8.25  | 5.35                    |
| Ar La Salle                    | 9.35                                    | 9.35  | 6.27 MON                |
| Ar Cheyenne                    | 11.05                                   | 11.05                                       | 6.27 MON                |
| Lv Cheyenne                    | Via                                     | Via   | Cut-off                 |
| Ar Laramie                     | 11.45 MON                               | 11.45 MON                                   | 9.15 MON                |
| Ar Rawlins                     | 1.44                                    | 1.44  | 11.45 MON               |
| Ar Green River                 | 4.40                                    | 4.40  | 2.45 TUE                |
| Ar Evanston                    | 6.45                                    | 6.45  | 4.50                    |
| Ar Ogden                       | 8.35                                    | 8.35  | 6.35                    |
| Lv Ogden                       | 9.05                                    | 9.05  | 7.00                    |
| Ar Salt Lake City              | 10.00                                   | 10.00                                       | 8.00                    |
| Lv Salt Lake City              | 10.30                                   | 11.00                                       | 9.30                    |
| Ar Milford                     | 2.20                                    | 4.15  | 2.30                    |
| Ar Lund                        | 3.05                                    | 5.00  | 3.15                    |
| Ar Cedar City                  | 4.15                                    | 6.30  | 4.30                    |
| Lv Cedar City                  | 4.45                                    | 9.00  | 4.20                    |
| Lv Lund                        | 3.05                                    | 3.05  | 3.15                    |
| Ar Callente (M.S.T.)           | 5.08                                    | 5.08  | 5.35                    |
| Ar Las Vegas (P.S.T.)          | 7.05                                    | 7.05  | 8.10                    |
| Lv Las Vegas                   | 7.20                                    | 7.20  | 8.35                    |
| Ar Barstow                     | 11.03                                   | 11.03                                       | 1.10 WED                |
| Ar San Bernardino              | 1.10                                    | 1.10  | 3.25                    |
| Ar Riverside                   | 1.40                                    | 1.40  | 4.05                    |
| Ar East Los Angeles            | 2.50                                    | 2.50  | 6.00                    |
| Ar Los Angeles (P.S.T.)        | 3.15                                    | 3.15  | 6.30                    |
| Ar Alhambra                    | 3.10                                    | 3.10  | 6.25                    |
| Ar Pasadena                    | 3.25                                    | 3.25  | 6.40                    |
| Ar Glendale (City)             | 3.45                                    | 3.45  | 7.00                    |
| Ar Anaheim                     | 3.55                                    | 3.55  | 7.10                    |
| Ar Long Beach                  | 3.40                                    | 3.40  | 6.55                    |
| Ar San Pedro (P.S.T.)          | 4.05                                    | 4.05  | 7.20                    |



**Equipment for Page 14**  
**\* NO. 9—Streamliner CITY OF ST. LOUIS—DAILY**  
 Wabash 9 to Kansas City; No. 9 to Los Angeles.  
 Club Lounge Car @.....St. Louis to Los Angeles (Radio).  
 Standard Sleeping Cars...St. Louis to Los Angeles—12 Rmte., 4 Double Bdrm. St. Louis to Ogden—6 Sections, 6 Roomettes, 4 Double Bedrooms (No. 27 to San Francisco).  
 St. Louis to Green River—6 Sections, 6 Roomettes, 4 Double Bedrooms (No. 11-459 to Seattle).  
 Kansas City to Denver—10 Roomettes, 6 Dbl. Bdrm. Kans. City to Los Ang.—6 Sec., 6 Rmte., 4 Dbl. Bdrm. Green River to Los Angeles—14 Sec. (No. 11 from Omaha) Salt Lake City to Los Angeles—6 Sections, 6 Roomettes, 4 Double Bdrm. (Nos. 19-18-34 from Spokane). Salt Lake City to Cedar City—10 Sec., 1 D. R., 2 Compts. (No. 309—June 14 to September 9).  
 Cedar City to Los Angeles—8 Sections, D.R., Compts. (No. 310—Milford—June 15 to September 10).  
 St. Louis to Los Angeles.  
 St. Louis to Green River (No. 11 to Portland).  
 St. Louis to Ogden (No. 27 to San Francisco).  
 Ogden to Los Angeles.  
 Green River to Los Angeles (from Omaha).  
 Salt Lake City to Cedar City (not reserved) (No. 309—June 14 to Sept. 9).  
**Cafe Lounge Car**.....St. Louis to Ogden. — Snack car service and lounge for coach passengers.  
**Dining Car**.....A la carte and club or table d'hote service.

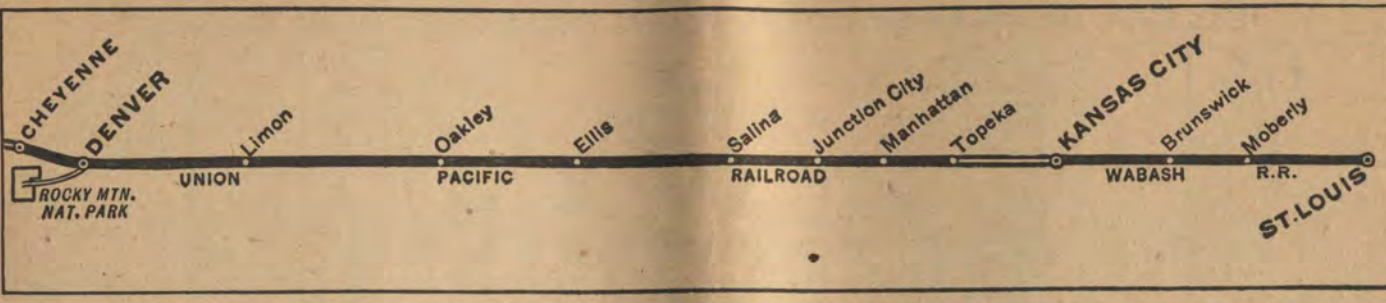
**\* NO. 37—PONY EXPRESS—DAILY**  
 Denver to Los Angeles (Radio).  
 Club Lounge Car.....Kansas City to Los Angeles—10 Sections, Drawing Room, Compartment (open 10.00 p.m.).  
 Denver to Salt Lake City—10 Sec., D.R., Compt.  
 Denver to Los Angeles—10 Rmte., 6 Double Bdrm. Ogden to Los Angeles—10 Sections, 3 Double Bedrooms (No. 23 from Chicago).  
 Ogden to Los Angeles—14 Sec. (No. 23 from Chicago).  
 Las Vegas to Los Angeles—8 Sec., D.R., 3 Dbl. Bdrms. Kansas City and Ogden to Los Angeles.  
 Kansas City to Ogden (S. P. No. 23 to San Francisco).  
 Dining Car.....East of Las Vegas—Budget priced meals and a la carte.

**Footnotes for Page 14**  
 Δ See Table 4, page 31, for condensed schedule of all service to the Utah-Ariz. Parks from the East and from Los Ang. (C.T.) Central time. (M.T.) Mountain time. (P.T.) Pacific time.  
 ⊗ Club lounge cars are for the exclusive use of standard sleeping car passengers.  
 ★ Regularly assigned through cars air-conditioned. (f) Stops only on signal.  
 ⊕ Motor bus between Lund and Cedar City. ⊕ Conditional stop; see Table 24 or 30.  
 ⊕ Motor bus connections with main line trains at East Los Angeles. See tables 7, 8 and 9 for complete information on bus schedules to and from East Los Angeles.  
 Time from 12.01 midnight to 12.00 noon shown in light face type.  
 Time from 12.01 noon to 12.00 midnight shown in heavy face type.

**Union Pacific Motor Coach Service**

TO AND FROM EAST LOS ANGELES, CALIF.

- The Union Pacific maintains a passenger station at East Los Angeles, from which it operates motor coaches direct to Glendale, Pasadena, Alhambra, San Pedro, Long Beach, Anaheim, Fullerton, La Habra, Whittier and intermediate points. See Tables 7, 8 and 9 on page 31 for local schedules of all motor coaches.
- Passengers ticketed for those places may leave train at East Los Angeles where waiting motor coaches will take them direct to destination without extra charge. Baggage too, can be checked through to any of those places. These motor coaches also deliver eastbound passengers to the East Los Angeles station.



**LOS ANGELES to KANSAS CITY and ST. LOUIS via Denver**

**Table D**  
Condensed Schedules  
All Trains Daily

|                         | Streamliner City of St. Louis 10 Example | Utah Parks Special (Summer) 10-309 Δ Example | Pony Express 38 Example |
|-------------------------|--|--|-------------------------|
| Lv San Pedro (P.S.T.)   | 8.50 SUN                                 | 8.50 SUN                                     | 5.20 SUN                |
| Lv Long Beach           | 9.25 SUN                                 | 9.25 SUN                                     | 5.55 SUN                |
| Lv Anaheim              | 9.20 SUN                                 | 9.20 SUN                                     | 5.50 SUN                |
| Lv Glendale (City)      | 9.25 SUN                                 | 9.25 SUN                                     | 5.55 SUN                |
| Lv Pasadena             | 9.50 SUN                                 | 9.50 SUN                                     | 6.20                    |
| Lv Alhambra             | 10.05 SUN                                | 10.05 SUN                                    | 6.35 SUN                |
| Lv Los Angeles (P.S.T.) | 10.30 SUN                                | 10.30 SUN                                    | 7.00 SUN                |
| Ar East Los Angeles     | 10.50                                    | 10.50  | 7.25                    |
| Ar Riverside            | 11.55                                    | 11.55  | 8.55                    |
| Ar San Bernardino       | 12.20                                    | 12.20  | 9.45                    |
| Ar Barstow              | 2.25                                     | 2.25   | 11.59 SUN               |
| Ar Las Vegas (P.S.T.)   | 6.30                                     | 6.30   | 5.30 MON                |
| Lv Callente (M.S.T.)    | 10.15 SUN                                | 10.15 SUN                                    | 9.30                    |
| Ar Lund                 | 12.05 MON                                | 12.05 MON                                    | 11.40 MON               |
| Ar Cedar City           | 4.15 MON                                 | 6.30 MON                                     | 12.45 MON               |
| Lv Cedar City           | 10.45 SUN                                | 9.00 SUN                                     | 10.15 MON               |
| Lv Lund                 | 12.05 MON                                | 10.25 SUN                                    | 11.40 MON               |
| Ar Milford              | 12.50                                    | 11.50 SUN                                    | 12.30                   |
| Ar Salt Lake City       | 4.45                                     | 4.30 MON                                     | 5.00                    |
| Lv Salt Lake City       | 5.05                                     | 5.05   | 5.30                    |
| Ar Ogden                | 6.05                                     | 6.05   | 6.25                    |
| Lv Ogden                | 6.50                                     | 6.50   | 7.10                    |
| Ar Evanston             | 8.34                                     | 8.34   | 8.57                    |
| Ar Green River          | 10.45                                    | 10.45  | 11.10                   |
| Ar Rawlins              | 1.05                                     | 1.05   | 1.55                    |
| Ar Laramie              | 3.10 MON                                 | 3.10 MON                                     | 4.15 TUE                |
| Ar Cheyenne             | 2.45                                     | Runs   | Via                     |
| Lv Cheyenne             | 6.20 MON                                 | Cut-off                                      | Cut-off                 |
| Ar Denver               | 6.20 MON                                 | 6.20 MON                                     | 8.00 TUE                |
| Lv Denver               | 6.50                                     | 6.50   | 9.00                    |
| Ar Oakley               | 11.01 MON                                | 11.01 MON                                    | 1.33                    |
| Ar Ellis (M.S.T.)       | 12.12 TUE                                | 12.12 TUE                                    | 2.55                    |
| Lv Ellis (C.S.T.)       | 1.21                                     | 1.21   | 4.05                    |
| Ar Salina               | 3.23                                     | 3.23   | 6.25                    |
| Ar Junction City        | 4.32                                     | 4.32   | 7.30                    |
| Ar Manhattan            | 5.03                                     | 5.03   | 7.55                    |
| Ar Topeka               | 5.53                                     | 5.53   | 8.55                    |
| Ar Lawrence             | 7.15                                     | 7.15   | 9.30                    |
| Ar Kansas City          | 7.15 TUE                                 | 7.15 TUE                                     | 10.30 TUE               |
| Lv Kansas City (Wabash) | 7.30 TUE                                 | 7.30 TUE                                     | 11.59 TUE               |
| Ar St. Louis (C.T.)     | 12.29 TUE                                | 12.29 TUE                                    | 7.35 WED                |

**Equipment for Page 15**  
**\* NO. 10—Streamliner CITY OF ST. LOUIS—DAILY**  
 No. 10 to Kansas City; Wabash 10 to St. Louis.  
 Club Lounge Car @.....Los Angeles to St. Louis (Radio).  
 Standard Sleeping Cars...Los Angeles to St. Louis—12 Rmte., 4 Dbl. Bdrm. Los Ang. to Kans. City—6 Sec., 6 Rmte., 4 Dbl. Bdrm. Los Angeles to Green River—14 Sec. (No. 12 to Omaha). Los Angeles to Salt Lake City—6 Sec., 6 Roomettes, 4 Double Bedrooms, (Nos. 33-17-20 thru to Spokane).  
 Los Angeles to Cedar City—8 Sections, D.R., Compts. (No. 309 from Milford—June 14 to September 9).  
 Cedar City to Salt Lake City—10 Sec., D.R., Compts. (No. 310—June 15 to Sept. 10—occupancy 7:30 a.m.).  
 Ogden to St. Louis—6 Sections, 6 Roomettes, 4 Double Bedrooms (No. 28 from San Francisco).  
 Green River to St. Louis—6 Sections, 6 Roomettes, 4 Double Bedrooms (No. 402-12 from Seattle).  
 Denver to Kansas City—10 Rmte., 6 Double Bdrm. Los Angeles to Ogden.  
 Los Angeles to St. Louis.  
 Green River to St. Louis (No. 12 from Portland).  
 Ogden to St. Louis (No. 28 from San Francisco).  
 Los Angeles to Green River (for Omaha)—all seats reserved only between Los Angeles and Las Vegas. Cedar City to Salt Lake City (not reserved) (No. 310—June 15 to Sept. 10).  
**Cafe Lounge Car**.....Ogden to St. Louis—Snack car service and lounge for coach passengers.  
**Dining Car**.....A la carte and club or table d'hote service.

**\* NO. 38—PONY EXPRESS—DAILY**  
 Los Angeles to Denver (Radio).  
 Club Lounge Car.....Los Angeles to Kansas City—10 Sections, D.R., Compt.  
 Standard Sleeping Cars...Los Angeles to Denver—10 Rmte., 6 Double Bdrm. Los Angeles to Ogden—10 Sec., 3 Dbl. Bdrms. (No. 24 to Chicago).  
 Los Angeles to Ogden—14 Sections (No. 24 to Chicago).  
 Los Angeles to Las Vegas—8 Sec., D.R., 3 Dbl. Bdrms. Salt Lake City to Denver—10 Sec., D. R., Compt. Ogden to Denver—12 Sections, D. R. (S.P. 24 from San Francisco).  
 Los Angeles to Ogden and Kansas City.  
 Ogden to Kansas City (S.P. 24 from San Francisco).  
 Dining Car.....East of Las Vegas—Budget priced meals and a la carte.

**Footnotes for Page 15**  
 Δ See Table 4, page 31, for condensed schedule of all service to the Utah-Arizona Parks from the East and from Los Angeles.  
 ⊗ Club lounge cars are for the exclusive use of standard sleeping car passengers.  
 ★ Regularly assigned through cars air-conditioned. (f) Stops only on signal.  
 ⊕ Motor bus between Lund and Cedar City. ⊕ Conditional stop; see Table 24.  
 ⊕ Motor bus connections with main line trains at East Los Angeles. See tables 7, 8 and 9 for complete information on bus schedules to and from East Los Angeles.  
 Time from 12.01 midnight to 12.00 noon shown in light face type.  
 Time from 12.01 noon to 12.00 midnight shown in heavy face type.

**When you travel on the UNION PACIFIC use the RAIL-AUTO PLAN...**



**Have a new car to drive at your destination!**

- A Union Pacific ticket agent will gladly reserve a car when you buy your railroad ticket.
- A fine new car from Hertz will be waiting at your destination to drive as your own, as long as you need it.
- The cost is low, and five or six can ride for the one price. Gas, oil and proper insurance furnished.
- Your car will meet you, if requested, or just take a cab to the convenient Hertz station.



For business or pleasure... for convenience unsurpassed... ride the Union Pacific... and have a car from **HERTZ** at your destination.

ST. LOUIS—KANSAS CITY—SAN FRANCISCO via Denver

Table E Condensed Schedules All Trains Daily. Includes columns for Local No. 57 Daily Example, Pony Express-Gold Coast, Streamliner City of St. Louis, San Francisco Overland-Streamliner, Gold Coast-Pony Express, and Local No. 52 Daily Example. Lists routes like Wabash, Kansas City Union Pacific, and Southern Pacific with departure and arrival times.

Equipment for Page 16

★ NO. 9-27—STREAMLINER—CITY OF ST. LOUIS—SAN FRANCISCO OVERLAND—DAILY

Wabash No. 9 to Kansas City; No. 9 to Ogden; S. P. No. 27 to San Francisco. Club Lounge Service... Standard Sleeping Cars... Reclining Seat Coaches... Lounge Car... Dining Car...

★ NO. 37-23—PONY EXPRESS—GOLD COAST—DAILY

No. 37 to Ogden; S. P. No. 23 to San Francisco. Club Lounge Service... Standard Sleeping Cars... Reclining Seat Coach... Dining Car...

★ NO. 28-10—SAN FRANCISCO OVERLAND—STREAMLINER CITY OF ST. LOUIS—DAILY

S. P. No. 28 to Ogden; No. 10 to Kansas City; Wabash No. 10 to St. Louis. Club Lounge Service... Standard Sleeping Cars... Reclining Seat Coaches... Lounge Car... Dining Car...

★ NO. 24-38—GOLD COAST—PONY EXPRESS—DAILY

S. P. No. 24 to Ogden; No. 38 to Kansas City. Club Lounge Service... Standard Sleeping Cars... Reclining Seat Coach... Dining Car...

Footnotes for Page 16

⊙ Club lounge cars are for the exclusive use of standard sleeping car passengers. ⊠ Conditional stop; see table 24. ▲ On the S.P. this train handles checked baggage only for Oakland or beyond.

★ Regularly assigned through cars air-conditioned. (f) Stops only on signal. (C.S.T.) Central standard time, (M.S.T.) Mountain standard time, (P.S.T.) Pacific standard time. Time from 12.01 midnight to 12.00 noon shown in light face type. Time from 12.01 noon to 12.00 midnight shown in heavy face type.

ST. LOUIS—KANSAS CITY—PORTLAND—SEATTLE via Denver

Table F Condensed Schedules All Trains Daily. Includes columns for Local No. 57 Daily Example, Pony Express-Portland Rose, Streamliner City of St. Louis, Idahoan-Streamliner, Portland Rose-Express, and Local No. 52 Daily Example. Lists routes like St. Louis (Wabash), Kansas City, Lawrence, Topeka, Manhattan, Junction City, Salina, Oakley, Denver, Cheyenne, Rawlins, Green River, Kemmaer, Pocatello, West Yellowstone, Shoshone, Minidoka, Sun Valley, Huntington, Baker, Pendleton, Hinkle, The Dalles, Hood River, Portland, Tacoma, and Seattle.

Equipment for Page 17

★ NO. 9-11—STREAMLINER CITY OF ST. LOUIS—IDAHOAN—DAILY

Wabash 9 to Kansas City; 9 to Green River; 11 to Portland; 459 to Seattle. Club Lounge Service... Standard Sleeping Cars... Reclining Seat Coaches... Cafe Lounge Car... Dining Car...

★ NO. 37-17—PONY EXPRESS—PORTLAND ROSE—DAILY

No. 37 to Denver; No. 17 to Portland. Club Lounge Car... Standard Sleeping Cars... Reclining Seat Coaches... Dining Car...

★ NO. 12-10—IDAHOAN—STREAMLINER CITY OF ST. LOUIS—DAILY

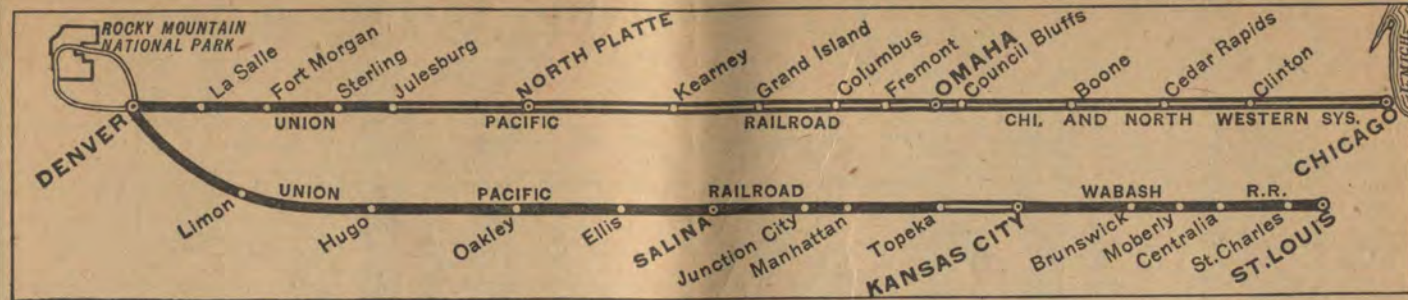
402 to Portland; 12 to Green River; 10 to Kansas City; Wab. 10 to St. Louis. Club Lounge Service... Standard Sleeping Cars... Reclining Seat Coaches... Cafe Lounge Car... Dining Car...

★ NO. 18-38—PORTLAND ROSE—PONY EXPRESS—DAILY

No. 18 to Denver; No. 38 to Kansas City. Club Lounge Car... Standard Sleeping Cars... Reclining Seat Coaches... Dining Car...

Footnotes for Page 17

★ Regularly assigned through cars air conditioned. ⊠ Conditional stop; see Table 24. ⊙ Club lounge cars are for the exclusive use of standard sleeping car passengers. ▲ Daily train No. 459. § Daily train No. 457. \* Daily train No. 458. □ Daily train No. 402. ♦ Motor Bus. This service is provided passengers arriving or departing Shoshone and holding through rail tickets to and from Sun Valley or Ketchum, Idaho. ■ West Yellowstone, Montana, is gateway to Yellowstone National Park. Service during summer season only, June 22 through September 10.



CHICAGO-MINNEAPOLIS-OMAHA-DENVER

Table G Condensed Schedules All Trains Daily

Table G with columns for C. & N. W., Union Pacific, National Parks Special, and National Parks Special. It lists departure and arrival times for various routes between Chicago, Minneapolis, Omaha, and Denver.

DENVER-OMAHA-MINNEAPOLIS-CHICAGO

Table G Condensed Schedules All Trains Daily

Table G with columns for Union Pacific, C. & N. W., National Parks Special, and National Parks Special. It lists departure and arrival times for various routes between Denver, Omaha, Minneapolis, and Chicago.

Footnotes for Page 18

- List of footnotes explaining symbols used in the schedules, such as circled numbers for club lounge cars and squares for conditional stops.

(C.S.T.) Central Standard time. (M.S.T.) Mountain Standard time. Time from 12.01 noon to 12.00 midnight shown in light face type. Time from 12.01 noon to 12.00 midnight shown in heavy face type.

Equipment for Table G

NO. 111-Streamliner CITY OF DENVER-DAILY. Train runs via C. & N. W. to Omaha; thence U. P. Club Lounge Car. Standard Sleeping Cars. Reclining Seat Coaches. Dining Car.

NO. 1-85 NATIONAL PARKS SPECIAL-(June 13-September 7). C. & N. W. No. 1 to Omaha; U. P. No. 85 to Denver.

NO. 11-85-NATIONAL PARKS SPECIAL-DAILY-(Sept. 8-June 12). No. 11 to North Platte; No. 85 to Denver.

Standard Sleeping Cars. Reclining Seat Coaches. Cafe Lounge Car. Dining Car.

ST. LOUIS-KANSAS CITY-DENVER

Table H with columns for The Kansas, Pony Express, Strmlner City of St. Louis, and The Kansas. It lists departure and arrival times for various routes between St. Louis, Kansas City, and Denver.

Equipment for Table H

NO. 38-PONY EXPRESS-DAILY. Standard Sleeping Cars. Reclining Seat Coach. Dining Car.



DENVER-SALT LAKE CITY

Table J with columns for Local No. 57, Pony Express, Strmlner City of St. Louis, and Local 52. It lists departure and arrival times for various routes between Denver and Salt Lake City.

Equipment for Table J

NO. 9-CITY OF ST. LOUIS-DAILY. Club Lounge Car. Standard Sleeping Cars. Reclining Seat Coaches. Cafe Lounge Car. Dining Car.

NO. 37-PONY EXPRESS-DAILY. Club Lounge Car. Standard Sleeping Cars.

Reclining Seat Coaches. Dining Car.

Footnotes for Page 19

- List of footnotes explaining symbols used in the schedules, such as circled numbers for club lounge cars and squares for conditional stops.



CHICAGO — OMAHA — SPOKANE

Table K Condensed Schedules All Trains Daily. Columns include No. 105, No. 23-17-20, Table K, No. 19-18-24, and Bus-Ex. No. 106. Rows list train numbers, days, departure times, and destinations.

Equipment for Table K. NO. 105—Streamliner CITY OF PORTLAND—DAILY. Bus to Pendleton; No. 105 to Chicago. Club Lounge Car, Standard Sleeping Cars, Reclining Seat Coaches, Cafe Lounge Car, Dining Car.

ST. LOUIS — KANSAS CITY — SPOKANE

Table L Condensed Schedules All Trains Daily. Columns include No. 37-17-20, Table L, No. 19-18-38, and Bus-Ex. No. 106. Rows list train numbers, days, departure times, and destinations.

Footnotes for Page 20. Club lounge cars are for the exclusive use of standard sleeping car passengers. The City of Portland has a lounge car for coach passengers. Regularly assigned through cars air-conditioned.

NO. 23-17-20—GOLD COAST—PORTLAND ROSE—DAILY

No. 23 to Green River; No. 17 to Hinkle; No. 20 to Spokane. Club Lounge Service, Standard Sleeping Cars, Reclining Seat Coaches, Dining Car.

NO. 19-18-24—PORTLAND ROSE—GOLD COAST—DAILY

No. 19 to Hinkle; No. 18 to Green River; No. 24 to Chicago. Club Lounge Service, Standard Sleeping Cars, Reclining Seat Coaches, Dining Car.

NO. 106—Streamliner CITY OF PORTLAND—DAILY

Bus to Pendleton; No. 106 to Chicago. Club Lounge Car, Standard Sleeping Cars, Reclining Seat Coaches, Cafe Lounge Car, Dining Car.

NO. 37-17-20—PONY EXPRESS—PORTLAND ROSE—DAILY

No. 37 to Denver; No. 17 to Hinkle; No. 20 to Spokane. Club Lounge Service, Standard Sleeping Cars, Reclining Seat Coaches, Dining Car.

NO. 19-18-38—PORTLAND ROSE—PONY EXPRESS—DAILY

No. 19 to Hinkle; No. 18 to Denver; No. 38 to Kansas City. Club Lounge Service, Standard Sleeping Cars, Reclining Seat Coaches, Dining Car.

CHICAGO — ST. LOUIS — KANSAS CITY — WEST YELLOWSTONE — VICTOR

Table O Summer Season All Trains Daily. Columns include City of St. Louis, San Fran. Overland, Table O, Yel. Special, and Yellowstone. Rows list train numbers, days, departure times, and destinations.

NO. 48-36-12-28 YELSTONE SPECIAL—SAN FRAN. OVERLAND—DAILY. No. 48 Victor to Ashton; No. 36 West Yellowstone and Ashton to Pocatello; No. 12 to Green River; No. 28 to Chicago; C. & N. W. east of Omaha.

NO. 27-11-35-47 SAN FRAN. OVERLAND—YELSTONE SPECIAL—DAILY. C. & N. W. No. 27 to Omaha; No. 27 to Green River; No. 11 to Pocatello; No. 35 to Ashton and West Yellowstone; No. 47 to Ashton and Victor.

NO. 9-11-35-47 CITY OF ST. LOUIS—YELLOWSTONE SPECIAL—DAILY

Wabash 9 St. Louis to Kansas City; No. 9 to Green River; No. 11 to Pocatello; No. 35 to Ashton and West Yellowstone; 47 to Ashton and Victor. Club Lounge Service, Standard Sleeping Cars, Reclining Seat Coaches, Dining Car.

NO. 48-36-12-28 YELSTONE SPECIAL—SAN FRAN. OVERLAND—DAILY

No. 48 Victor to Ashton; No. 36 West Yellowstone and Ashton to Pocatello; No. 12 to Green River; No. 28 to Chicago; C. & N. W. east of Omaha. Club Lounge Service, Standard Sleeping Cars, Reclining Seat Coaches, Dining Car.

NO. 48-36-12-10 YELSTONE SPECIAL—CITY OF ST. LOUIS—DAILY

No. 48 to Ashton; No. 36 West Yellowstone and Ashton to Pocatello; No. 12 Pocatello to Green River; No. 10 to St. Louis; Wabash east of Kansas City. Club Lounge Service, Standard Sleeping Cars, Reclining Seat Coaches, Dining Car.

LOS ANGELES — SALT LAKE CITY — WEST YELLOWSTONE — VICTOR — BUTTE

Table R Condensed Schedules All Trains Daily. Columns include Yellowstone, City of St. Louis, Butte, Table R, Butte, Northwest, and Yellowstone. Rows list train numbers, days, departure times, and destinations.

NO. 38-29—PONY EXPRESS—BUTTE SPECIAL—DAILY

No. 38 to Salt Lake City; No. 29 to Butte. Club Lounge Car, Standard Sleeping Cars, Reclining Seat Coaches, Dining Car.

NO. 10-33—NORTHWEST SPECIAL—DAILY

No. 10 to Salt Lake City; No. 33 to Idaho Falls; No. 31 to Victor. Club Lounge Service, Standard Sleeping Cars, Reclining Seat Coaches, Dining Car.

NO. 30-37—BUTTE SPECIAL—PONY EXPRESS—DAILY

No. 30 to Salt Lake City; No. 37 to Los Angeles. Club Lounge Car, Standard Sleeping Cars, Reclining Seat Coaches, Dining Car.

NO. 34-9—NORTHWEST SPECIAL—DAILY

No. 34 to Salt Lake City; No. 9 to Los Angeles. Club Lounge Service, Standard Sleeping Cars, Reclining Seat Coaches, Dining Car.

NO. 38-35-47 PONY EXPRESS—YELSTONE SPECIAL—DAILY

No. 38 to Salt Lake City; No. 35 to Pocatello, Ashton and West Yellowstone; No. 47 Ashton to Victor. Club Lounge Service, Standard Sleeping Cars, Reclining Seat Coaches, Dining Car.

NO. 48-36-37—YELSTONE SPECIAL—PONY EXPRESS—DAILY

No. 48 Victor to Ashton; No. 36 W. Yellowstone and Ashton to Pocatello and Salt Lake City; No. 37 to Los Angeles. Club Lounge Service, Standard Sleeping Cars, Reclining Seat Coaches, Dining Car.

Footnotes for Page 21. Club and lounge cars are for the exclusive use of standard sleeping car passengers. Regularly assigned through cars air-conditioned. First car leaves Chicago June 20, arrives West Yellowstone June 22.

LOS ANGELES — SPOKANE — Via Shoshone(SUN VALLEY)—Boise—Nampa

Table T Condensed Schedules All Trains Daily. Includes routes for Los Angeles, Salt Lake City, Pocatello, Sun Valley, and Spokane.

SALT LAKE CITY — BOISE — PORTLAND — SEATTLE

Table U Condensed Schedules All Trains Daily. Includes routes for Salt Lake City, Pocatello, Sun Valley, and Seattle.

Footnotes for Page 22

- Club and lounge cars are for the exclusive use of standard sleeping car passengers. Regularly assigned through cars air-conditioned. Motor Bus. This service is provided passengers arriving or departing Shoshone and holding through rail tickets to and from Sun Valley or Ketchum, Idaho.

Equipment for Table T

★ NO. 10-33-17-20—CITY OF ST. LOUIS—PORTLAND ROSE—DAILY. No. 10 to Salt Lake City; No. 33 to Pocatello; No. 17 to Hinkle; No. 20 to Spokane.

★ NO. 29-25—BUTTE SPECIAL—MAIL AND EXPRESS. No. 29 to Pocatello; No. 25 to Nampa.

★ NO. 19-18-34-9—PORTLAND ROSE—CITY OF ST. LOUIS—DAILY. No. 19 to Hinkle; No. 18 to Pocatello; No. 34 to Salt Lake City; No. 9 to Los Angeles.

★ NO. 19-18-34-9—PORTLAND ROSE—CITY OF ST. LOUIS—DAILY. No. 19 to Hinkle; No. 18 to Pocatello; No. 34 to Salt Lake City; No. 9 to Los Angeles.

★ NO. 12-30—IDAHOAN—BUTTE SPECIAL—DAILY. No. 12 to Pocatello; No. 30 to Salt Lake City.

★ NO. 29-11-459—IDAHOAN—DAILY. No. 29 to Pocatello; No. 11 to Portland; No. 459 to Seattle.

Equipment for Table U

★ NO. 29-11-459—IDAHOAN—DAILY. No. 29 to Pocatello; No. 11 to Portland; No. 459 to Seattle.

★ NO. 33-17-457—NORTHWEST SPECIAL—PORTLAND ROSE—DAILY. No. 33 to Pocatello; No. 17 to Portland; No. 457 to Seattle.

★ NO. 33-17-457—NORTHWEST SPECIAL—PORTLAND ROSE—DAILY. No. 33 to Pocatello; No. 17 to Portland; No. 457 to Seattle.

★ NO. 458-18-34—PORTLAND ROSE—NORTHWEST SPECIAL—DAILY. No. 458 to Portland; No. 18 to Pocatello; No. 34 to Salt Lake City.

★ NO. 458-18-34—PORTLAND ROSE—NORTHWEST SPECIAL—DAILY. No. 458 to Portland; No. 18 to Pocatello; No. 34 to Salt Lake City.

★ NO. 402-12-30—IDAHOAN—DAILY. No. 402 to Portland; No. 12 to Pocatello; No. 30 to Salt Lake City.

★ NO. 402-12-30—IDAHOAN—DAILY. No. 402 to Portland; No. 12 to Pocatello; No. 30 to Salt Lake City.

Table W All Trains Daily—(Pacific Standard Time). Includes routes for Portland, Walla Walla, Yakima, Lewiston, and Spokane.

Equipment for Table W

★ NO. 20—SPOKANE—DAILY. Standard Sleeping Cars... Portland to Spokane—8 Sections, Buffet Lounge.

★ NO. 19—SPOKANE—DAILY. Standard Sleeping Cars... Spokane to Portland—12 Rmte., 1 Sgl. & 4 Dbl. Bdrm.

Spokane, San Francisco and Los Angeles

Table X All Trains Daily (Pacific Standard Time). Includes routes for Spokane, San Francisco, and Los Angeles.

Seattle, San Francisco and Los Angeles

Table Y All Trains Daily (Pacific Standard Time). Includes routes for Seattle, San Francisco, and Los Angeles.

PORTLAND, TACOMA AND SEATTLE

Table Z All Trains Daily. Includes routes for Portland, Tacoma, and Seattle.

Equipment for Tables Y and Z

★ NO. 457—DAILY Streamliner. Astra Dome Obs.-Lounge @ Portland to Seattle.

★ NO. 401—DAILY. Standard Sleeping Cars... Portland to Seattle—10 Sec., D. R., Compt.

★ NO. 460—DAILY SOUTHBOUND. Parlor Car... Seattle to Portland (R. R. Owned).

★ NO. 408—DAILY. Parlor Car... Seattle to Portland (R. R. Owned).

★ NO. 458—DAILY Streamliner. Astra Dome Obs.-Lounge @ Seattle to Portland.

★ NO. 402—DAILY. Standard Sleeping Cars... Seattle to Portland—10 Sec., D. R., Compt.

★ NO. 459—DAILY. Parlor Car... Portland to Seattle (R. R. Owned).

Arrives, departs Seattle Union Depot. Arrives, departs Seattle King Street Station. Daily except Sundays and holidays. Rail station is at Kelso. There is independent bus service between Kelso and Longview every 20 minutes. Regularly assigned through cars air-conditioned. U. P. Stages, Portland—Spokane. Observation-Lounge for Parlor and Sleeping Car passengers only. Conditional stop; consult agent. Via Pacific Greyhound bus. (A) Runs via Davis.

Chicago and Omaha to Colorado, Utah, California and Pacific Northwest

Table No. 1 The Overland Route Read Down. WESTBOUND—Read Down. To Pacific Coast, To Colo., Local. Includes stations from Chicago to Cheyenne with various fare details and service notes.

Chicago and Omaha to Colorado, Utah, California and Pacific Northwest

Table No. 1 (Continued) The Overland Route Read Down. WESTBOUND—Read Down. To Pacific Coast, Local. Includes stations from Cheyenne to San Francisco with various fare details and service notes.

For equipment, see pages 6 to 23, inclusive. For explanation of reference marks, see page 25.

For equipment, see pages 6 to 23, inclusive.



**UNION PACIFIC RAILROAD**  
AND CONNECTIONS

7038-B

POOLE BROS. INC. - CHICAGO

California, Pacific Northwest, Utah and Colorado to Omaha and Chicago

Table No. 2 The Overland Route Read Down. Table with columns for stations (San Francisco, Los Angeles, Ogden, etc.) and times. Includes sub-tables for 'From Pacific Coast' and 'Local'.

Footnotes for Table 2. Contains rules for passengers, baggage, and train operations. Includes notes like 'Carries only coaches for passengers' and 'Limited handling of checked baggage'.

California, Pacific Northwest, Utah and Colorado to Omaha and Chicago

Table No. 2 (Continued) The Overland Route Read Down. Continuation of the previous table, listing stations like Cheyenne, Durham, Burns, etc., and their respective times. Includes a handwritten calculation '990 - 709 = 281' in the top right corner.

Musical Romances ON THE RAILROAD NBC HOUR NETWORK Every Monday Night. Includes a logo for NBC Hour Network.

Write Union Pacific Railroad, Dept. T T, Omaha 2, Nebr., for FREE COPY of Union Pacific folder map showing military camps, bases, air bases—in handy pocket size. Name: Street: City:



Between Chicago, Omaha, Denver, Ogden, Salt Lake City and Los Angeles

WESTBOUND—Read Down

Table with columns for Gold Coast-Pony Express, Idahoan City of St. Louis, Los Angeles Limited, Streamliner City of Los Angeles, and M.I.E.S. routes.

Table No. 3 The Overland Route

Main table for Table No. 3 showing routes between Chicago, Minneapolis, Omaha, St. Louis, Denver, Cheyenne, Salt Lake City, and Los Angeles.

EASTBOUND—Read Up

Table with columns for Streamliner City of Los Angeles, Los Angeles Limited, City of St. Louis, Pony Express-Gold Coast, and M.I.E.S. routes.

Footnotes for Table 3

Motor bus between Lund and Cedar City. Motor bus connections with main line trains at East Los Angeles. No checked baggage handled on these trains. Via Cut-off; not via Cheyenne. Stops to let off paying passengers; also to take for Los Angeles. Stops to let off paying passengers from Salt Lake City or beyond; also to take for Los Angeles. See Tables 24 and 30 for service between St. Louis, Kansas City, Denver and Cheyenne. Stops to take paying passengers for Salt Lake City or beyond. Stops to let off or take on passengers. Stops to let off paying passengers from Salt Lake City or beyond. Stops to let off paying passengers from Omaha or beyond. Mileage shown on mile posts is from Council Bluffs. See General Information, page 2, (C.S.T.) Central Standard Time—(M.S.T.) Mountain Standard Time. (P.S.T.) Pacific Standard Time. Time from 12:01 midnight to 12:00 noon shown in light face type. Time from 12:01 noon to 12:00 midnight shown in heavy face type.

NEW SCHEDULE Effective August 1, 1953 Faster by Several Hours between New York City and Los Angeles. Lv. New York 10:00 p.m. (via New York Central). Ar. Los Angeles 9:00 a.m. (Third Morning) (via Union Pacific Railroad—Streamliner City of Los Angeles). No change of cars at Chicago. See Page 6 for complete New Schedule.

For equipment, see pages 6 to 23, inclusive.

Between Chicago, Omaha, Denver, Ogden, Salt Lake City and Los Angeles

WESTBOUND—Read Down

Table with columns for Pony Express, Streamliner City of St. Louis, Los Angeles Limited, Streamliner City of L.A., and M.I.E.S. routes.

Table No. 3 (Continued) The Overland Route Pacific Standard Time

Main table for Table No. 3 (Continued) showing routes between Basin, Afton, Harvard, Yermo, Daggett, Barstow, Oro Grande, Victorville, Hesperia, Summit, Keenbrook, San Bernardino, Colton, Highgrove, Riverside, Mira Loma, Collins, Ontario, Pomona, Walnut, Hillgrove, Pico, Montebello, E. Los Angeles, Los Angeles, Alhambra, Pasadena, Glendale, Anaheim, Long Beach, and San Pedro.

Footnotes for Tables 4 to 12, Inclusive. Motor bus between Lund and Cedar City. Daily except Sunday. No. 306 leaves Provo daily except Saturday. Motor bus connections at East Los Angeles with east-bound main line trains. Buses on call only, and advance notice to U. P. ticket agent is necessary. Daily motor coach service of the Union Pacific Stage Co. shown in tables 7, 8 and 9, is operated over public highways. Rail tickets honored. Stops to take on or let off passengers. Trains 309 and 310 operate from June 14 through September 9, between Salt Lake City and Cedar City. Motor bus connections with main line trains at East Los Angeles. Las Vegas—Tonopah—Reno Stage Line, Inc.—Rail revenue tickets honored. NOTE—For sleeping car and other equipment between Chicago—Cedar City, St. Louis—Cedar City, and Los Angeles—Cedar City, see Condensed Tables A and D, pages 8-9 and 14-15.

See tables 7, 8 and 9 on this page, for more complete motor bus schedules to and from East Los Angeles.

Chicago — Salt Lake City — Cedar City St. Louis — Salt Lake City — Cedar City Los Angeles — Cedar City

Table No. 4 Condensed Schedule (Summer Season) SEE NOTE. Table with columns for Utah Parks Spec, Utah Parks Daily, and routes between Chicago, St. Louis, Salt Lake City, and Los Angeles.

Salt Lake City — Provo — Lyndyl

Table No. 5 Mountain Standard Time. Table with columns for Mixed, Mls., and routes between Salt Lake City, Provo, and Lyndyl.

East Los Angeles — Pasadena — Glendale

Table No. 7 Pacific Time. Table with columns for Motor Bus and routes between East Los Angeles, Pasadena, and Glendale.

East Los Angeles — Long Beach — San Pedro

Table No. 8 Pacific Time. Table with columns for Motor Bus and routes between East Los Angeles, Long Beach, and San Pedro.

East Los Angeles — Whittier — Anaheim

Table No. 9 Pacific Time. Table with columns for Motor Bus and routes between East Los Angeles, Whittier, and Anaheim.

Las Vegas—Boulder City—Hoover Dam—Lake Mead

Table No. 10 Pacific Time (Revised 7-20-53). Table with columns for Local Bus, Schedule No. 1, and routes between Las Vegas, Boulder City, Hoover Dam, and Lake Mead.

Lund — Cedar City

Table No. 12 Mount Time. Table with columns for Motor Bus, Motor Bus, and routes between Lund and Cedar City.

For equipment, see pages 6 to 23 inclusive.

For explanation of reference marks in table 3, see page 30; in tables 4 to 12, see top of this page.

Between Chicago, Omaha, Denver, Ogden and San Francisco

Table No. 14 The Overland Route. WESTBOUND—Read Down and EASTBOUND—Read Up. Includes routes for C. & N. W., UNION PACIFIC, and SOUTHERN PACIFIC.

Footnotes for Page 32

- (f) Stops only on signal.
Via Borie Cut-off; not via Cheyenne.
A See tables 24 and 30 for service between St. Louis, Kansas City, Denver and Cheyenne.
B Stops to let off paying passengers from Ogden and beyond; also to take for Reno and beyond.
D Stops to let off paying passengers from Reno and beyond; also to take for Ogden and beyond.
E Stops to let off paying passengers from Ogden or beyond; also to take for Sacramento or beyond.
H Stops to take paying passengers for Ogden and beyond.
K Stops to let off paying passengers from Ogden or beyond.
M Stops to take paying passengers for Ogden or beyond; also to let off from Sacramento or beyond.
See table 31 for service between Ogden and Salt Lake City.
Leaves and arrives from Market Street station.
Leaves and arrives from Third Street station.
Limited handling of checked baggage on these trains; consult agent.
(C.S.T.) Central standard time.
(M.S.T.) Mountain standard time.
(P.S.T.) Pacific standard time.
Mileage shown on mile posts is from Council Bluffs. See General Information, page 2.

Rail—Auto Travel Plan

Ask your Ticket Agent for information and about arrangements. You can...

RENT A NEW CAR

at your train destination. This plan makes it easy for you to have a car ready for your convenience when you reach the end of your train journey.

DRIV-UR-SELF RENTAL STATIONS

are located in many cities in the United States and Canada. Ask your Railroad Ticket Agent about the plan.

San Francisco, Sacramento and Los Angeles (Via Southern Pacific)

Table No. 15 and Table No. 16. Via Valley Line and Via Coast Line. Includes routes to San Francisco, Sacramento, and Los Angeles.

For equipment, see pages 6 to 23, inclusive.

Between Chicago, Omaha and Denver

Table No. 17 The Overland Route. WESTBOUND—Read Down and EASTBOUND—Read Up. Includes routes for UNION PACIFIC and GRAND ISLAND.

Denver—La Salle—Ft. Collins

Table No. 18 and Table No. 19. (Mountain Standard Time). Includes routes between Denver, La Salle, and Ft. Collins.

Footnotes for Page 33

- (f) Stops only on signal.
Mixed passenger train.
Colorado passengers on No. 86 for local stations in Nebraska are transferred to No. 12 at Julesburg or North Platte.
A Stops to let off paying passengers from Denver or beyond; also to take on for points east of Julesburg.
B Mixed train 334 runs to Denver direct via Main Line; See Table 30, page 37.
D Mixed trains 211 and 212 in irregular daily service. Consult Agent.
E Regular bus service only during Park summer season.
G Stops to take paying passengers for Denver; also to let off from Chicago.
O Tickets reading via Union Pacific Railroad will be honored on these Rocky Mountain Motor Co. buses between Fort Collins and Greeley or La Salle.
Mileage shown on mile posts is from Council Bluffs. For explanation see page 2. Time from 12:01 midnight to 12:00 noon is in light face type. Time from 12:01 noon to 12:00 midnight shown in heavy face type. Where no time shown, trains do not stop, except as indicated by reference marks.
H Stops to let off paying passengers from stations in Colorado.
K Yellow Cab Co., between La Salle and Greeley meets all trains. Arrange in advance with La Salle agent.
M Stops to take on paying passengers for points east of Julesburg.
N Stops to let off paying passengers from Denver; also to take for Chicago.
O Stops to take paying sleeping car passengers for Omaha or beyond; also to let off paying passengers from Julesburg or beyond.
P Stops to take on paying passengers for points west of Julesburg.
S Stops to let off paying passengers from points east of La Salle.

PLANNING A VACATION?

May we suggest that you ask about our All-Expense, Escorted Tour Vacations? There's no vacation like a Western Vacation—and none so "easy to take" as an escorted, all-expense tour. All reservations are made in advance—there are no travel details to worry about—and you know the cost before you start.

Tours leave Chicago and Omaha weekly from mid-June until early September to many of the principal attractions in the West. Each visit at least one National Park including Yellowstone, Grand Teton, Rocky Mountain, Zion, Bryce Canyon, Grand Canyon, Yosemite and Mt. Rainier, as well as other interesting stopovers in Colorado, California, Utah, the Pacific Northwest and the Canadian Rockies.

Let us tell you about them. Our 68-page color-illustrated booklet, "Western Summer Tours" contains complete day-by-day descriptions. Ask your nearest Union Pacific representative or mail the coupon for your copy—it's FREE.

UP-C & NW Department of Tours. Name, Address, City, Zone, State.

For equipment, see page 18.

Between Chicago, Omaha and Spokane, Portland, Tacoma and Seattle

Table No. 20: The Overland Route. Includes Westbound and Eastbound schedules with times and distances for routes between Chicago, Omaha, and Spokane, and between Portland, Tacoma, and Seattle.

Footnotes for Pages 34 and 35

- Motor bus. This service is provided for passengers arriving or departing through rail tickets to and from Sun Valley or Ketchum, Idaho.
Through sleeping car daily to and from West Yellowstone during park summer season.
Connecting Sleeping Car service to and from West Yellowstone during park summer season.
C & NW 14, local from Omaha to Chicago, has no through cars from Union Pacific.
Runs via Borie Cut-off, not via Cheyenne.
Daily.
Stops only on signal.
Daily except Sunday.
Stops to let off paying passengers from Tacoma and beyond; also to take on for Vancouver and beyond.
Stops to let off paying passengers from Portland or beyond; also to take for Pocatello or beyond.
Stops to take paying passengers for Tacoma or beyond, and to let off from Portland or beyond.
Stops to take on paying passengers for Cheyenne and beyond; also to let off from Pendleton and beyond.
Stops to take on paying passengers for Hinkle and beyond.
Nos. 407 and 457 stop at East Olympia to let off paying passengers for Olympia that come from Portland or beyond. Bus to Olympia is operated only when passengers are reported.
Stops to take paying passengers for Vancouver and south and to let off from points north of Seattle.
Stops to take or let off paying passengers to or from Green River and Pocatello or beyond.
Stops to let off paying passengers from Wallula and beyond.
Stops to let off paying passengers from Pocatello or beyond.
Stops to take paying passengers for Tacoma and beyond.
Stops to take or let off paying passengers to or from Omaha and Portland or beyond.
Stops to take paying passengers for Ogden, Cheyenne or beyond; also to let off from Pendleton and beyond.
Stops to let off paying passengers from Vancouver and beyond, and to take for Tacoma and Seattle.
Stops to let off paying passengers from Portland and beyond on Tuesdays only. (Continued on next page)

For equipment, see pages 6 to 23, inclusive.

Between Chicago, Omaha and Spokane, Portland, Tacoma and Seattle

Table No. 20 (Continued): The Overland Route. Includes Westbound and Eastbound schedules with times and distances for routes between Chicago, Omaha, and Spokane, and between Portland, Tacoma, and Seattle.

Footnotes for Pages 31 and 35

- Stops to let off paying passengers from Tacoma or beyond; also to take for Portland or beyond.
For service between St. Louis, Denver and Cheyenne, see tables 24 and 30.
Stops to let off paying passengers from Ogden, Cheyenne, and beyond; also to take for Pendleton and beyond.
Stops to let off paying passengers from Vancouver and beyond and to take on for points beyond Seattle.
Stops to take paying passengers for south of Tacoma.
Via North Puyallup.
Via Puyallup.
Stops to take on paying passengers for Portland and beyond.
Trains 407, 408, 457 and 458 carry passengers to and from East Olympia and Portland and Seattle. Bus service is only between East Olympia and Olympia, and operates daily to and from U. P. station at Olympia. Bus will handle only hand baggage for passengers, except no baggage is handled on Sunday.
Union Pacific rail tickets to or from certain stations (consult agent) are honored on Grays Harbor lines buses operating over public highway only through towns where time is shown.
Mileage shown on mile posts is from Council Bluffs. See General Information, Page 2.

Between Portland, Tacoma and Seattle

Table No. 20 (Continued): Pacific Standard Time. Includes schedules for routes between Portland, Tacoma, and Seattle.

Portland-Chehalis-Hoquiam

Table No. 21: Motor Bus Daily. Includes schedules for routes between Portland, Chehalis, and Hoquiam.

Portland-Seattle-Tacoma-Olympia

Table No. 22: Motor Bus Daily. Includes schedules for routes between Portland, Seattle, Tacoma, and Olympia.

For equipment, see pages 6 to 23, inclusive.

For explanation of reference marks, see page 34.

Between St. Louis, Kansas City, Topeka, Salina and Denver

Table No. 24 The Overland Route. Table No. 25 Kansas City - Junction City - Concordia. Table No. 26 Kansas City - Salina - Solomon - Beloit. Table No. 27 Kansas City - Salina - McPherson. Table No. 28 Kansas City - Salina - Plainville - Oakley. Includes columns for Westbound and Eastbound times, stations, and freight rates.

Between Denver, Cheyenne and Salt Lake City

Table No. 30 The Overland Route (Mountain Standard Time). Table No. 31 Ogden - Echo - Coalville - Park City. Table No. 32 Ogden - Echo - Coalville - Park City. Table No. 33 Laramie - Centennial - Coalmont. Table No. 34 Walcott - Saratoga - Encampment. Includes columns for Westbound and Eastbound times, stations, and freight rates.

Distance Between Denver and Salt Lake City via Borie is 613 miles; via Cheyenne is 625 miles.

Between Ogden and Salt Lake City

Table No. 31 Ogden - Echo - Coalville - Park City. Table No. 32 Ogden - Echo - Coalville - Park City. Table No. 33 Laramie - Centennial - Coalmont. Table No. 34 Walcott - Saratoga - Encampment. Includes columns for Westbound and Eastbound times, stations, and freight rates.

Ogden - Echo - Coalville - Park City. Laramie - Centennial - Coalmont. Walcott - Saratoga - Encampment. Includes columns for Mixed Freight, Mts., and Daily times.

Footnotes for Pages 36 and 37

NOTE - See table 20 for detail schedules to Pacific Northwest. NOTE - See table 14 for detail schedules to San Francisco. NOTE - See table 3 for detail schedules to Los Angeles. Mountain Time on the main line but trains to or from Oakley on the Colby branch line use Central Time. Monday, Wednesday and Friday only. Tuesday, Thursday and Saturday only. Stops to take paying passengers for Denver and beyond. Stops to let off paying passengers from Denver and beyond. Stops to take on or let off passengers. Stops to let off paying passengers from Ogden or beyond. Stops to let off paying passengers from east of La Salle. Stops to let off paying passengers from Granger or beyond. Stops to let off paying passengers from Denver and beyond; also to take for Topeka, and for Kansas City and beyond. Stops to take paying passengers for Denver and beyond; also to let off from St. Louis and beyond. Stops to take on paying passengers for east of Julesburg. Stops to let off paying passengers from Kansas City or beyond; also to take for Denver or beyond. Stops to let off paying passengers from Denver or beyond; also to take for Kansas City and beyond. Stops to let off paying passengers for points on the Solomon-Beloit branch; also to take for Denver and beyond. Stops to let off paying passengers from beyond Pocatello.

Between Salt Lake City, Ogden, Pocatello, West Yellowstone and Butte

Table No. 36 The Overland Route. For other trains between Salt Lake and Ogden see Table No. 31. (Mountain Standard Time)

Table No. 37 Cache Junction - Logan - Preston. Table No. 38 Ogden - Brigham - Malad. Table No. 39 Salt Lake - Idaho Falls - W. Yellowstone (Summer Season). Table No. 40 Salt Lake - Idaho Falls - Ashton - Victor.

Footnotes for Page 38

- \* Daily. (f) Stops only on signal. † Daily except Sunday. A Stops to let off paying passengers from beyond Pocatello. B Stops to take on or let off passengers. D Stops to take on or let off passengers. E Stops to let off paying passengers; also to take for Idaho Falls or beyond. H Stops to take paying passengers; also to let off from Idaho Falls or beyond. Nos. 35 and 36 between Salt Lake and West Yellowstone, and Nos. 47 and 48 between Ashton and Victor, operate only during Yellowstone and Grand Teton Park summer season June 22 through September 10. Local freight with combination coach-baggage car.

Union Pacific Branch Lines

Table No. 42 Omaha - North Platte - So. Torrington. Table No. 43 Kearney - Stapleton. Table No. 44 Columbus - Norfolk.

Table No. 45 Central City - Valparaiso. Table No. 46 Columbus - Spalding. Table No. 47 Columbus - Albion. Table No. 48 Grand Island - Ord. Table No. 49 Grand Island - Loup City. Table No. 50 Lawrence - Leavenworth.

Table No. 52 Kansas City - Topeka - Marysville Grand Island. Table No. 53 St. Joseph - Marysville. Table No. 54 Manhattan - Marysville.

Table No. 45 Central City - Valparaiso (continued). Table No. 46 Columbus - Spalding (continued). Table No. 47 Columbus - Albion (continued). Table No. 48 Grand Island - Ord (continued). Table No. 49 Grand Island - Loup City (continued). Table No. 50 Lawrence - Leavenworth (continued).

Table No. 52 Kansas City - Topeka - Marysville Grand Island (continued). Table No. 53 St. Joseph - Marysville (continued). Table No. 54 Manhattan - Marysville (continued).

- \* Daily. † Sunday only. ‡ Daily except Monday. † Daily except Sunday. ‡ Daily except Saturday and Sunday. Local freight with combination coach-baggage car. Local freight with caboose; hand baggage only.

- B Sundays, Wednesdays and Fridays only. H Mondays, Wednesdays and Fridays only. E Tuesdays, Thursdays, and Saturdays only. K Freight service only.

- On days livestock is to be carried, train No. 82 runs about one-half hour later than schedule shown. (f) Stops on signal. Center Service Bus Lines - Rail tickets honored.

Union Pacific Branch Lines

Blackfoot — Aberdeen — Mackay
Table No. 56
Mixed 409, 421, 410
Mts.
Lv Blackfoot 36, Ar Aberdeen 35, Lv Aberdeen 35, Ar Mackay 85

Idaho Falls — Orvin — St. Anthony
Table No. 57
Mixed 491
Mts.
Lv Idaho Falls 36, 40, 58, Ar Orvin 9, Lv Orvin 9, Ar St. Anthony 41

Idaho Falls — Ucon — St. Anthony
Table No. 58
Mixed 492
Mts.
Lv Idaho Falls 36, 40, 57, Ar Ucon 12, Lv Ucon 12, Ar St. Anthony 41

Minidoka — Twin Falls — Buhl — Wells
Table No. 60
Mixed 530, 573-439
Daily
Mts.
Lv Minidoka 170, Ar Twin Falls 11, Lv Twin Falls 11, Ar Wells 124

Minidoka — Rupert — Bliss
Motor 573-Bus, Table No. 61, Bus-Motor 574
Mts.
Lv Minidoka 14, Ar Rupert 14, Lv Rupert 14, Ar Bliss 111

Burley — Declo
Table No. 62
Mts.
Lv Burley 9, Ar Declo 9, Lv Declo 9, Ar Burley 31

Nyssa — Homedale — Marsing
Table No. 64
Mts.
Lv Nyssa 20, Ar Homedale 25, Lv Homedale 25, Ar Marsing 33

Boise — Nampa — Emmett — McCall
Table No. 67
Mixed 11-485
Mts.
Lv Boise 133, Ar Nampa 8, Lv Nampa 8, Ar McCall 113

Caldwell — Wilder
Table No. 68
Mts.
Lv Caldwell 7, Ar Wilder 11, Lv Wilder 11, Ar Caldwell 7

Shoshone — Ketchum — Sun Valley
Table No. 69
Mixed 441, 442
Mts.
Lv Shoshone 20, Ar Ketchum 8, Lv Ketchum 8, Ar Sun Valley 69

Ontario — Vale and Brogan Vale — Crane and Burns
Table No. 70
Mixed 459, 460
Mts.
Lv Ontario 16, Ar Vale 16, Lv Vale 16, Ar Brogan 39

Payette — Emmett
Table No. 71
Mixed 483
Mts.
Lv Payette 20, Ar Emmett 29, Lv Emmett 29, Ar Payette 7

Portland — La Grande — Joseph
Table No. 72
Mixed 18-304
Mts.
Lv Portland 28, Ar La Grande 28, Lv La Grande 28, Ar Joseph 84

Weiser — New Meadows
Table No. 73
Mts.
Lv Weiser 0, Ar New Meadows 90, Lv New Meadows 90, Ar Weiser 0

Portland and Spokane Short Line
Table No. 74
Mixed 441, 442
Mts.
Lv Portland 10, Ar Hood River 11, Lv Hood River 11, Ar The Dalles 12, Lv The Dalles 12, Ar Wallula 13, Lv Wallula 13, Ar Hinkle 14, Lv Hinkle 14, Ar Ayer 17, Lv Ayer 17, Ar Riparia 17, Lv Riparia 17, Ar Spokane 370

Portland — Hinkle — Walla Walla
Table No. 75
Mixed 345-63
Daily
Mts.
Lv Portland 20, Ar Hood River 20, Lv Hood River 20, Ar The Dalles 20, Lv The Dalles 20, Ar Walla Walla 212

Portland — Pullman — Moscow
Table No. 76
Mixed 20-62
Daily
Mts.
Lv Portland 10, Ar Hood River 11, Lv Hood River 11, Ar The Dalles 12, Lv The Dalles 12, Ar Wallula 13, Lv Wallula 13, Ar Hinkle 14, Lv Hinkle 14, Ar Ayer 17, Lv Ayer 17, Ar Riparia 17, Lv Riparia 17, Ar Spokane 149

Union Pacific Branch Lines

Portland — Ayer — Lewiston
Table No. 77
Mixed 20-74
Daily
Mts.
Lv Portland 10, Ar Hood River 11, Lv Hood River 11, Ar The Dalles 12, Lv The Dalles 12, Ar Wallula 13, Lv Wallula 13, Ar Hinkle 14, Lv Hinkle 14, Ar Ayer 17, Lv Ayer 17, Ar Riparia 17, Lv Riparia 17, Ar Spokane 370

Portland — Hinkle — Yakima
Table No. 78
Mixed 20-64
Daily
Mts.
Lv Portland 10, Ar Hood River 11, Lv Hood River 11, Ar The Dalles 12, Lv The Dalles 12, Ar Wallula 13, Lv Wallula 13, Ar Hinkle 14, Lv Hinkle 14, Ar Ayer 17, Lv Ayer 17, Ar Riparia 17, Lv Riparia 17, Ar Spokane 101

Portland — Hinkle — Yakima
Table No. 78
Mixed 20-64
Daily
Mts.
Lv Portland 10, Ar Hood River 11, Lv Hood River 11, Ar The Dalles 12, Lv The Dalles 12, Ar Wallula 13, Lv Wallula 13, Ar Hinkle 14, Lv Hinkle 14, Ar Ayer 17, Lv Ayer 17, Ar Riparia 17, Lv Riparia 17, Ar Spokane 101

Footnotes for Page 41
\* Daily. (f) Stops only on signal.
A Passengers to or from Sunnyside are handled via Grandview on Northwest Greyhound Bus Line.
B Buses run via these stations only when there are passengers to or from Walla Walla or beyond.
C Stops to let off paying passengers from Hinkle or beyond.
K Bus station is at Prosser. T Bus station is at East Parker.
N Stops to take on paying passengers for Hinkle and beyond.
Time from 12:01 midnight to 12:00 noon shown in light face type.
Time from 12:01 noon to 12:00 midnight shown in heavy face type.
Figures opposite junction points refer to tables showing diverging trains.

Footnotes for Page 40
\* Daily. † Daily except Sunday. (f) Stops only on signal. † Motor train, daily.
(d) Tuesday, Thursday and Saturday. (E) Monday Wednesday, and Friday.
K Irregular mixed service; consult agent. (A) Daily except Monday.
♦ Overland Greyhound Lines daily bus—Rail tickets honored.
• Local freight with combination coach-baggage car.
• Local freight with caboose; hand baggage only.
• Mountain Time is used on this U. P. branch line, but trains to and from Wells, Nevada on the So. Pac. main line use Pacific Time.
• Pacific Time prevails in territory shown in table 70, but trains are operated under Mountain Time, as shown in this table. For equivalent in Pacific Time, figure one hour earlier.

Spokane — Tekoa — Wallace


Table No. 79
Mixed 67
Daily
Mts.
Lv Spokane 8, Ar Dishman 7, Lv Dishman 7, Ar Chester 10, Lv Chester 10, Ar Mica 16, Lv Mica 16, Ar Freeman 19, Lv Freeman 19, Ar Manito 22, Lv Manito 22, Ar Rockford 27, Lv Rockford 27, Ar Fairfield 34, Lv Fairfield 34, Ar Latah 42, Lv Latah 42, Ar Tekoa 49, Lv Tekoa 49, Ar Tekoa 49, Lv Tekoa 49, Ar Lovell 58, Lv Lovell 58, Ar Plummer 65, Lv Plummer 65, Ar Chatolet 72, Lv Chatolet 72, Ar O'Gara 75, Lv O'Gara 75, Ar Harrison 80, Lv Harrison 80, Ar Springston 83, Lv Springston 83, Ar Black Lake 88, Lv Black Lake 88, Ar Lane 95, Lv Lane 95, Ar Rose Lake 99, Lv Rose Lake 99, Ar Dudley 101, Lv Dudley 101, Ar Cataldo 107, Lv Cataldo 107, Ar Enaville 112, Lv Enaville 112, Ar Pine Creek 113, Lv Pine Creek 113, Ar Kellogg-Wardner 119, Lv Kellogg-Wardner 119, Ar Shont 122, Lv Shont 122, Ar Osburn 125, Lv Osburn 125, Ar Wallace 130, Lv Wallace 130

EXPRESS IT!



for friendly shipping help... and sure, fast service...

ALWAYS ASK THE EXPRESS MAN!



Connecting Bus Service

Portland — Umatilla — Spokane  
Pendleton — Umatilla — Spokane

Table No. 83 (Pacific Time) bus schedule for Portland, Umatilla, and Spokane routes.

Pendleton — Spokane

Table No. 84 (Pacific Time) bus schedule for Pendleton to Spokane route.

Walla Walla — Yakima

Table No. 84a (Pacific Time) bus schedule for Walla Walla to Yakima route.

Spokane — Moscow — Lewiston

Table No. 85 (Pacific Time) bus schedule for Spokane, Moscow, and Lewiston routes.

Footnotes for Page 42

(C) Overland Greyhound Bus Lines—Rail tickets honored. (M.T.) Mountain Time. (P.T.) Pacific Time.

UNION PACIFIC TRAINS USE THESE STATIONS

Boise, Idaho: Union Pacific Station. Butte, Montana: Union Station, 820 East Front Street.

The Dalles — Bend

Table No. 86 (Pacific Time) bus schedule for The Dalles and Bend routes.

Biggs — Shaniko

Table No. 87 (Pacific Time) bus schedule for Biggs and Shaniko routes.

Fremont — Lincoln

Table No. 88 (Central Time) bus schedule for Fremont and Lincoln routes.

Columbus — Lincoln

Table No. 89 (Central Time) bus schedule for Columbus and Lincoln routes.

Grand Island — Hastings

Table No. 90 (Central Time) bus schedule for Grand Island and Hastings routes.

Spokane — Grand Coulee Dam

Table No. 90 (Pacific Time) bus schedule for Spokane and Grand Coulee Dam routes.

Las Vegas — Tonopah

Table No. 90 (Pacific Time) bus schedule for Las Vegas and Tonopah routes.

(\*) Pacific Trailways—Rail tickets honored. (M.T.) Mountain Time. (P.T.) Pacific Time.

Connections at Omaha

Large table showing bus connections at Omaha for various routes including C. & N.W., The Milw. Road, C. B. & Q., Mo. Pac., and C. G. W.

Connections at Kansas City

Large table showing bus connections at Kansas City for various routes including C. G. W., K. C. S., The Milwaukee Road, C. R. I. & P., M. K. T., and Wabash.

Connections at Denver

Table with columns for train numbers (19, 17, 1) and destinations (Denver, Colorado Springs, Pueblo, Canon City, Salida, Glenwood Sprgs., Grand Junction, Mack, Thompson, Green River, Price, Colton, Provo, Salt Lake City, Ogden).

Table with columns for train numbers (27-7, 101-10, 141-14, 21-1) and destinations (Denver, Colorado Springs, Pueblo, Oklahoma City, Ft. Worth, Dallas).

Connections at Spokane and Butte

Table with columns for train numbers (16, 18, 2-288, 26, 25, 282-1, 2, 1) and destinations (Spokane, Missoula, Butte, N. P., S. I.-C. P. E., Spokane, Bonners Ferry, Kingsgate, Calgary, N. P., Butte, Bozeman, Livingston, Billings, Miles City, Dickinson, Mandan).

Table with columns for train numbers (236-4, 3-235, 16, 18, 15, 17, 3, 1, 2, 4) and destinations (Butte, Helena, Great Falls, Fort Benton, Havre, Williston, Minot, The Milwaukee Road, Butte, Three Forks, Lombard, Harlowton, Melstone, Forsyth, Miles City, Tery, Marmarth, N. D., B. A. & P., Butte, Silver Bow, Durant, Anaconda).

Connections at Los Angeles

Table with columns for train numbers (70, 78, 82, 76, 74, 80, 72, 81, 71, 73, 83, 77, 79, 75) and destinations (Los Angeles, Fullerton, Anaheim, Orange, Santa Ana, Oceanside, Del Mar, San Diego).

Connections at Portland

Table with columns for train numbers (3, 1, 2, 4) and destinations (Butte, Silver Bow, Durant, Anaconda).

Connections at Seattle

Table with columns for train numbers (356, 360, 362, 355, 357, 361) and destinations (Seattle (P.T.), Everett, Bellingham, New Westminster, B.C., Vancouver (P.T.)).

Connections at Salt Lake City

Table with columns for train numbers (17, 1, 2, 18) and destinations (Salt Lake City (M. T.), Sacramento (P. T.), Stockton, San Francisco (P. T.)).

Do You Know About Our Prepaid Ticket Order Plan?

- We have a plan whereby you may purchase, at your railroad station, an order for railroad service, to be used by a member of your family, or any other person you may designate, at some distant station.
• This service offers a particularly safe and convenient way of providing tickets and other railroad service to students returning home at holiday and vacation time.
• These prepaid orders may include railroad tickets, sleeping and parlor car tickets, and cash for meals and other incidentals. Your railroad agent will handle them for you — by telegraph if necessary — and they will be delivered without service charge to any person you may specify, in the United States or Canada.

UNION PACIFIC RAILROAD

Footnotes for Pages 43 and 44
All trains daily except when otherwise indicated.
Mondays, Wednesdays and Fridays only.
Tuesdays, Thursdays, and Saturdays only.
Stops on signal.
Daily
Daily except Sunday.
Sunday only.
Bus Connection.
R Conditional stop; consult agent.
C. & N. W. R. R. to and from Rochester.
Connecting service between Rio Grande Trailways.
Arrives and departs from C. St. P. M. & O. Webster St. Station, Omaha.
Operates Tri-weekly, leaving Terminals Sun-Wed-Fri, arriving Terminals Mon-Thurs-Sat.
Time from 12.01 midnight to 12.00 noon shown in light face type.
Time from 12.01 noon to 12.00 midnight shown in heavy face type.

ONE WAY RAIL FARES - 30 DAY LIMIT

These Westbound fares are compiled from current Tariffs as of June 1, 1953 for information only. Not to be used for selling purposes. Subject to change without notice. (Transportation Tax not included.)

Large table with columns for 'TO' (Albany, N. Y., Atlanta, Ga., Baltimore, Md., Birmingham, Ala., etc.) and 'FROM' (Las Vegas, Nev., Boise, Ida., Denver, Colo., Salt Lake City, Utah, Spokane, Wash., Seattle, Wash., Portland, Ore., San Francisco, Calif., Los Angeles, Calif.).

↑ To Spokane only.
↓ To Los Angeles only.





### PULLMAN SLEEPING CAR RATES

(Transportation Tax not included)

These fares compiled from current Tariffs as of June 1, 1953 for information only. Not to be used for selling purposes. Subject to change without notice. See Page 49 for Rates for Upper Berths, Drawing Rooms, Compartments, Bedrooms, Roomettes, etc. Based on Applicable Lower Berth.

Table of Pullman Sleeping Car Rates between various cities including Chicago, St. Paul, Co. Bluffs, St. Louis, Kansas City, Denver, Salt Lake City, Butte, Portland, Seattle Tacoma, Los Angeles, and San Francisco. Includes columns for Lower Standard Berth and Standard Berth rates.

Lower Standard Berth Rate Between Las Vegas, Nevada and Cedar City, Utah, \$5.00

Lower Standard Berth Rate to Los Angeles and Las Vegas from points shown; quoted via Pocatello, Idaho and Salt Lake City, Utah.

- (A) Via Salt Lake City and Pocatello. \* Made combination of fares.
(B) From Tacoma, lower standard berth, \$8.65.
(C) Via Southern Pacific Company and Portland. From Tacoma lower standard berth, \$9.60.
(D) Also applies via Ogden. Where through car is operated via Salt Lake City charge for side trip Ogden to Salt Lake City and return with privilege of occupying car at Salt Lake City during one-half day's stop-over is \$2.00.
(E) Via Southern Pacific Company and Portland. From Tacoma, lower standard berth, \$12.80.
(F) Via Southern Pacific Company and Portland. From Tacoma, lower standard berth, \$8.90.
(G) Via Los Angeles. (H) Via Southern Pacific Company and Portland.
(L) Via Southern Pacific Company.
(M) From Tacoma, lower standard berth, \$8.90.
(N) From Tacoma, lower standard berth, \$5.00.
(P) Via Direct Lines. (Q) From Tacoma, lower standard berth \$7.60.
(R) From Tacoma, lower standard berth \$9.95.
\* Berth rates to and from Cheyenne, Denver and west apply via Omaha or via Kansas City.
⊗ Rates effective and service available only during Park Summer Season.

Table listing rates between Ayer, Wash. and Los Angeles, Cheney, Wash. and Los Angeles, La Grande, Ore. and Los Angeles, Marengo, Wash. and Los Angeles, Hinkle, Ore. and Los Angeles, Wallula, Wash. and Los Angeles.

Table listing rates between Ayer, Wash. and Las Vegas, La Grande, Ore. and Las Vegas, Pendleton, Ore. and Las Vegas, Shoshone, Ida. and Las Vegas, Spokane, Wash. and Las Vegas, Hinkle, Ore. and Las Vegas, Wallula, Wash. and Las Vegas.

### Table of Rates for Various Accommodations in Standard Pullman Sleeping Cars Effective June 1, 1953

(Charges shown do not include federal tax)

Large table of rates for various accommodations: Upper Berth, Roomette, Duplex Single Room, Bed Room, Bed Room for two or more persons, Bed Suite, Compartment, Drawing Room, and Drawing Room for two or more persons. Columns show rates for various cities.

### PULLMAN SEAT FARES Between Various Cities and to Western Park Gateways

(Charges Shown Do Not Include Federal Tax)

Table of Pullman Seat Fares between various cities and to Western Park Gateways, including Salt Lake City, Lund, Las Vegas, Boise, Shoshone, Portland, and others.

Table of Special Service Charges on Streamliners between 'City of Los Angeles' and 'City of San Francisco', including rates for different classes of service.

Bedroom Rates: Bedrooms are available on most Union Pacific trains, including the Streamliner trains. See equipment pages 8 to 23 inclusive. Double bedrooms have upper and lower berths. Duplex-Single Bedrooms have only one berth. (See table on opposite page). When occupied by one person, only one rail ticket required.

Exclusive Space Occupancy by One Person: One and one-fourth railroad tickets must be purchased for exclusive use of drawing-room; one and one-tenth tickets for compartment. If Streamliner 'City of Los Angeles' or 'City of San Francisco' is used, one and one-tenth first class special charge tickets are required for exclusive occupancy of a compartment, and one and one-fourth first class special charge tickets for exclusive occupancy of a drawing-room. These tickets are in addition to the regular rail and Pullman tickets. Exception: Only one rail ticket is required for use of a compartment between Chicago, Ill., and Butte, Mont., or Pendleton, Ore., and points north and west thereof (also West Yellowstone, Mont., and Victor, Idaho).

# TRAFFIC REPRESENTATIVES. . . UNION PACIFIC RAILROAD

Here, for your convenience, is a list of Union Pacific office addresses, telephone numbers, and names of the men and women at each. If you want advice in connection with your travel plans, call the nearest

office. Someone there will gladly give you the information. These offices are at your service—for reservations, for convenient side trips, for help in changing trains or making connections.

ABERDEEN, WASH.—3 Union Passenger Station, K and River Sts.— Phone 1018  
 C. H. JACKA..... General Agent  
 ALHAMBRA, CALIF.—City Tkt. Office, 51 S. Garfield Ave.— Phone Atlantic 18763  
 J. M. MOONEY, JR. (or Phone Cumberland 32624)..... Ticket Agent  
 ASTORIA, ORE.—435 Commercial St.— Phone 504  
 FLOYD C. FOSTER..... Traveling Freight and Passenger Agent  
 ATLANTA 3, Ga.—1432 Healey Building Phone Lamar 6261  
 P. S. SMITH..... General Agent  
 J. R. TURNER (Tampa)..... Traveling Freight and Passenger Agent  
 J. D. GLOVER..... Traveling Freight and Passenger Agent  
 BEND, ORE.—1054 Bond St.— Phone 63  
 H. D. ATHON..... General Agent  
 BEVERLY HILLS, CALIF.—9571 Wilshire Blvd.— Phone CRestview 1-7167  
 FREDERICK YATES (or Phone Bradshaw 3-1635)..... City Passenger Agent  
 E. J. MURPHY..... City Ticket Agent  
 BIRMINGHAM 3, ALA.—101 Brown-Mary Building Phone 7-1837  
 J. E. PILON..... District Freight and Passenger Agent  
 BOISE, IDAHO—City Ticket Office, Idaho Bldg., 212 No. 8th St.— Phone 3-8485  
 KAY L. JOHNSON..... General Agent  
 W. J. HYNES..... Special Representative  
 R. C. COLE..... City Passenger and Ticket Agent  
 D. F. ALVORD..... Traveling Passenger Agent  
 T. F. MEYER..... Traveling Freight and Passenger Agent  
 BOSTON 3, MASS.—208 Old South Bldg., 294 Washington St.— Phone  
 M. W. COONERTY..... General Agent  
 F. G. JUST (Hubbard 2-6380)..... City Passenger Agent  
 HARRY A. HANSEN..... Traveling Freight and Passenger Agent  
 W. H. BEST..... Traveling Freight and Passenger Agent  
 BREMERTON, WASH.—Consolidated Ticket Office, 228 First St.— Phone 722  
 S. S. HARVEY..... Ticket Agent  
 BUTTE, MONT.—609 Metals Bank Bldg., 8 West Park Street— Phone 22589  
 J. D. FORD..... General Agent  
 W. H. WATSON..... City Freight and Passenger Agent  
 R. E. HATZELNER..... Traveling Freight and Passenger Agent  
 Consolidated Ticket Office—2 North Main Street— Phone 2476  
 R. E. BERNER..... Ticket Agent  
 CEDAR CITY, UTAH—Union Pacific Station..... Phone 95  
 F. R. GAINES..... Agent  
 CHEYENNE, WYO.—City Ticket Office, 120 W. 16th St.— Phone 4-421  
 C. E. ASTLER..... Special Representative  
 F. H. GILROY..... General Agent  
 C. E. STONE..... Traveling Passenger Agent  
 W. A. BROWN..... City Passenger and Ticket Agent  
 CHICAGO 3, ILL.—11 South LaSalle Street at Madison— Traffic Manager  
 H. G. YERGER..... General Freight Agent  
 M. R. BRYAN..... General Agent, Freight Department  
 C. E. SHANAHAN..... Foreign Freight Traffic Manager  
 T. L. VOGEL..... Foreign Freight Traffic Manager  
 CHICAGO 3, ILL.—City Ticket Office, One So. LaSalle Street— Phone  
 J. C. POLLOCK..... General Passenger Agent  
 ALFRED J. WHITE (Randolph 6-0141)..... District Passenger Agent  
 P. B. KELCH..... City Ticket Agent  
 ELMER YOUNG..... City Passenger Agent  
 W. J. FORD..... City Passenger Agent  
 T. R. WING..... Passenger Agent  
 H. G. WELLS..... Passenger Representative  
 G. W. BORGESON..... Passenger Representative  
 T. E. TANN..... Traveling Passenger Agent  
 J. J. CUMMINS..... Traveling Passenger Agent  
 A. MARION A. MARONEY..... Women's Travel Department  
 CINCINNATI 2, OHIO—303 Dixie Term. Bldg., 4th & Walnut Sts.— Phone Main 0714  
 F. B. SWOPE..... General Agent  
 J. J. MCCARTHY..... District Passenger Agent  
 J. M. WIEDEMER..... City Passenger Agent  
 W. T. NIELSEN..... Traveling Passenger Agent  
 M. T. KAUMAN..... Traveling Passenger Agent  
 CLEVELAND 13, OHIO—1407 Terminal Tower, 50 Public Square— Phone  
 G. A. BROWN..... General Agent  
 R. J. GOBLEY (Main 4-3070)..... City Passenger Agent  
 G. A. KINGSLEY..... Traveling Passenger Agent  
 EDWIN H. ALLEN (Buffalo)..... Traveling Freight and Passenger Agent  
 D. P. DRISCOLL..... Traveling Freight and Passenger Agent  
 COUNCIL BLUFFS, IA.—Union Pacific Transfer Depot— Phone 6134  
 W. M. CALBOUN..... Freight and Passenger Agent  
 DALLAS 1, TEXAS—2108 Mercantile Bank Bldg.— Phone Riverside 1778  
 C. M. BROWN..... General Agent  
 M. A. ARNSOLD..... Traveling Freight and Passenger Agent  
 L. L. CRAWFORD..... Traveling Freight and Passenger Agent  
 DENVER 2, COLO.—City Ticket Office, 535 17th Street— Phone Keystone 4111  
 P. F. ECHELE..... Traffic Manager  
 A. B. TAYLOR..... General Freight Agent  
 N. E. LUTHI..... General Agent, Passenger Department  
 J. L. BOSTICK..... City Ticket Agent  
 E. R. A. SIMERS..... City Passenger Agent  
 ALVA L. SMITH..... City Passenger Agent  
 H. A. ENGLESON..... City Passenger Agent  
 O. B. STAPLETON..... Traveling Passenger Agent  
 A. M. MCGLOSSON..... Depot Passenger Agent  
 Mrs. LU GRAY BROWN..... Women's Travel Department  
 DES MOINES 9, IOWA—407 Equitable Bldg., 8th & Locust Sts.— Phone 3-0583  
 EUGENE R. FIELD..... General Agent  
 W. W. MOORE..... Traveling Freight and Passenger Agent  
 C. W. JACKSON..... Traveling Passenger Agent  
 DETROIT 26, MICH.—612 Book Bldg., 1249 Washington Blvd.— Phone  
 C. J. STEGEMAN..... Traffic Manager  
 F. O. KANSORKA (Woodward 1-7794)..... General Agent  
 H. F. BREVOORT..... District Passenger Agent  
 W. J. WRIGHT..... City Passenger Agent  
 W. A. JACOB, JR. (Grand Rapids)..... Passenger Agent  
 F. J. BEGGS..... Traveling Freight and Passenger Agent  
 J. K. SHERIDAN (Toledo)..... Traveling Freight and Passenger Agent  
 A. J. BRAMAN..... Traveling Passenger Agent  
 EAST LOS ANGELES, CALIF.—5454 Ferguson Drive— Phone Angeles 6509  
 J. J. WALKER..... Ticket Agent

EUGENE, ORE.—Suite 21, Cascade Bldg., 163 East 12th Avenue Phone 5-8461  
 J.E.ATHERTON..... General Agent  
 C. T. GEARY..... Traveling Freight and Passenger Agent  
 FRESNO 1, CALIF.—207 Rowell Bldg., Tulare St. & Van Ness Ave.— Phone 4-6571  
 H. G. PELLETIER..... General Agent  
 W. H. THOMEN (Bakersfield)..... Traveling Freight and Passenger Agent  
 CARL BIANCHINI..... Traveling Freight and Passenger Agent  
 GERING, NEBR.—Union Pacific Station— Phone 56  
 F. M. PURNELL..... General Agent  
 GLENDALE 3, CALIF.—City Ticket Office, 404½ North Brand Boulevard— Phone  
 W. A. SHOOK (Phone Citrus 1-2174 or Chapman 5-1370)..... General Agent  
 HOLLYWOOD 28, CALIF.—City Ticket Office, 6702 Hollywood Blvd.— Phone  
 V. J. SCHMITTROTH (Hollywood 4-0221)..... Gen'l Agt., Passenger Department  
 W. L. DUNCAN..... City Ticket Agent  
 LEO P. DRAKE..... City Passenger Agent  
 H. C. FARMER..... City Passenger Agent  
 HUNTINGTON PARK, CALIF.—City Ticket Office, 7002 Pacific Blvd.— Phone  
 R. H. LUND (Phone Kimball 0231)..... Passenger Agent  
 KANSAS CITY 6, MO.—200 Waldheim Bldg., 6 East Eleventh St.— Phone Victor 6550  
 D. R. ALEXANDER..... General Freight and Passenger Agent  
 A. H. GENGE..... General Agent, Freight Department  
 City Ticket Office—2 East Eleventh Street— Phone Victor 6550  
 HARRY M. BACK..... General Agent, Passenger Department  
 C. T. CLARKE..... City Ticket Agent  
 T. F. HERMON..... City Passenger Agent  
 C. E. PAXTON..... City Passenger Agent  
 G. E. CRIPPEN..... City Passenger Agent  
 K. E. BOWLIN..... Passenger Representative  
 J. E. SMITH..... Traveling Passenger Agent  
 W. G. SMITH..... Traveling Passenger Agent  
 LAS VEGAS, NEV.—Union Pacific Station— Phone 1120  
 V. R. NEUSTROM..... Ticket Agent  
 LEWISTON, IDAHO—Room 7, Union Depot— Phone 3-4121  
 H. J. BERGER..... General Agent  
 LINCOLN 3, NEBR.—City Ticket Office, 234 So. 13th St.— Phone 2-6517  
 J. F. TURRENTINE..... General Agent  
 LONG BEACH 2, CALIF.—City Ticket Office, 144 Pine Avenue— Phone 7-2931  
 H. J. DELACY..... General Agent  
 S. P. CAMPOLITO..... City Ticket Agent  
 J. R. CARTER..... City Passenger Agent  
 R. W. CONNELL..... City Freight and Passenger Agent  
 LONGVIEW, WASH.—Freight Station, 7th and Hudson Sts.— Phone 818  
 C. F. HEATH, Ticket Office, 1453 Broadway, Phone 816..... Ticket Agent  
 LOS ANGELES 14, CALIF.—Union Pacific Bldg., 422 W. 6th Street— Phone  
 J. W. PADDEN..... Traffic Manager  
 W. F. NASH (Trinity 9211)..... General Freight Agent  
 E. C. RASMUSSEN..... General Passenger Agent  
 C. H. SALTSMARSH..... General Passenger Agent  
 E. E. SWANSON..... Assistant General Passenger Agent  
 G. M. ROLAND..... District Baggage Agent  
 City Ticket Office—Union Pacific Bldg., 434 W. 6th Street— Phone Trinity 9211  
 E. H. ECKERLE..... General Freight Agent  
 Union Pacific Building—608 So. Olive Street— Phone Trinity 9211  
 C. F. HALLSMAN..... General Agent, Passenger Department  
 C. S. RHOADS..... City Passenger Agent  
 W. R. VOLTERS..... City Passenger Agent  
 G. B. MOORE..... City Passenger Agent  
 A. J. ECKERLE..... City Passenger Agent  
 E. D. CHAMBERLAIN..... City Passenger Agent  
 R. W. BLAND..... Traveling Passenger Agent  
 W. F. BROWN..... Traveling Passenger Agent  
 610 So. Olive Street— Phone Trinity 9211  
 F. L. MORGAN..... General Agent, Freight Department  
 Union Passenger Station— Phone Trinity 9211  
 M. F. BILDINGS..... Depot Passenger Agent  
 J. A. RAMSEY..... Depot Ticket Agent  
 JAY D. GODDARD..... Depot Ticket Agent  
 MEMPHIS 3, TENN.—1137 Sterick Bldg.—8 North Third St.— Phone 5-8419  
 G. E. ROTHROCK..... General Agent  
 C. F. SCHOENING..... Traveling Freight and Passenger Agent  
 D. J. NELSON (No. Little Rock, Ark.)..... Trav. Fht. & Psgr. Agent  
 MILWAUKEE 3, WIS.—814 Warner Bldg., 212 W. Wisconsin Ave.— Phone  
 R. T. PAYNE..... General Agent  
 RALPH L. CLARK (Broadway 1-7833)..... City Passenger Agent  
 G. E. MCGUIRE..... Traveling Passenger Agent  
 MINNEAPOLIS 2, MINN.—890 Northwestern Bank Bldg., 620 Marquette Ave.— Phone  
 E. W. MAU..... General Agent  
 E. H. SWANSON..... District Passenger Agent  
 Wm. H. BRENNAN..... Traveling Freight and Passenger Agent  
 M. G. CARROLL..... Traveling Freight and Passenger Agent  
 NEW ORLEANS 12, LA.—504 National Bank of Comm. Bldg., 210 Baronne St.— Phone  
 D. V. RICKSON (Phone Canal 2274)..... General Agent  
 P. E. HAGAN..... Traffic Agent  
 NEW YORK 20, N. Y.—626 Fifth Ave., Suite 350, Rockefeller Center— Phone  
 H. L. LAUBY..... Eastern Traffic Manager  
 RHEES FIFE (Circle 6-4900)..... General Agent, Passenger Department  
 J. M. QUADRI..... District Passenger Agent  
 E. H. JOHNSON..... City Passenger Agent  
 D. J. GALL..... City Passenger Agent  
 JOHN F. SCHWARTZ..... Passenger and Ticket Agent  
 C. A. CHARMOLLE..... Traveling Passenger Agent  
 E. R. VAN DOREN..... Traveling Passenger Agent  
 L. G. STAHL (Phone Circle 6-4908)..... General Agent, Freight Department  
 OAKLAND 12, CALIF.—215 Central Bank Bldg., 436 14th St.— Phone  
 J. A. GOLOBICK (Phone Glencourt 1-8576)..... General Agent  
 W. R. SCHMIDT..... City Passenger Agent  
 OGDEN, UTAH—City Ticket Office, Ben Lomond Hotel Bldg.— Phone 1-5633  
 J. F. BAKER..... General Agent  
 H. O. MCINTYRE..... Traveling Freight and Passenger Agent  
 G. A. NEBEKER..... Depot Passenger Agent  
 A. J. HILL..... Passenger Representative

OMAHA 2, NEBR.—Union Pacific Building, 1416 Dodge St.— Phone Jackson 5822  
 A. G. HILKER..... Passenger Traffic Manager  
 G. ANDERSON..... Assistant Passenger Traffic Manager  
 D. KESSLER..... Assistant Passenger Traffic Manager  
 R. B. JOHNSON..... Assistant Passenger Traffic Manager  
 G. I. GILES..... Assistant General Passenger Agent  
 F. W. HICKSON..... Manager Mail, Baggage and Express Traffic  
 J. C. BEAUMONT..... General Freight Agent  
 J. W. JARVIS..... Supervisor Agricultural Development  
 City Ticket Office—Corner 15th & Dodge Streets— Phone Jackson 5822  
 WALTER CONREY..... General Agent, Passenger Department  
 M. W. BREWER..... City Ticket Agent  
 R. S. FARLEY..... City Passenger Agent  
 S. NORGARD..... General Passenger Agent  
 J. D. MARTIN..... Traveling Passenger Agent  
 J. E. LYNCH..... Depot Passenger Agent  
 D. J. LEWIS..... Passenger Representative  
 Mrs. MYTHE MASON..... Women's Travel Department  
 A. A. FORAL..... General Agent, Freight Department  
 City Ticket Office—1614 Farnam Street— Phone Jackson 5822  
 W. W. NEILL..... Ticket Agent  
 PASADENA 1, CALIF.—Un. Pac. Station, 205 W. Colorado St.— Ph. Sycamore 2-4107  
 L. A. WIRGLER..... General Agent  
 E. C. GIBSON..... City Passenger Agent  
 W. H. HINDSEY..... Passenger and Freight Traffic Agent  
 R. J. BASS..... City Ticket Agent  
 PHILADELPHIA 2, PA.—904 Girard Trust Bldg., Broad St. & So. Penn Sq.— Phone  
 M. A. LIGHT (Rittenhouse 6-2170)..... General Agent  
 L. J. MCKERNAN..... City Passenger Agent  
 T. M. J. FRITZ..... Traveling Passenger Agent  
 R. H. GATES (Richmond, Va.)..... Traveling Freight and Passenger Agent  
 PITTSBURGH 22, PA.—1419 Oliver Bldg., Smithfield Street and Sixth Avenue— Phone  
 J. M. ADAMS..... General Agent  
 GREGG W. COOK (Atlantic 1-0260)..... District Passenger Agent  
 E. W. HARRIS..... City Passenger Agent  
 S. GUNBERG..... Traveling Freight and Passenger Agent  
 Wm. JAMES..... Traveling Freight and Passenger Agent  
 POCATELLO, IDAHO—Union Pacific Passenger Station— Phone 268  
 R. A. ANDERSON..... General Agent  
 L. G. MALZAHN (Idaho Falls)..... Traveling Freight and Passenger Agent  
 R. B. WRIGHT (Twin Falls)..... Traveling Freight and Passenger Agent  
 POMONA, CALIF.—Union Pacific Passenger Station— Phone Lycoming 2-5561  
 E. C. MALLON..... Passenger and Freight Traffic Agent  
 PORTLAND 5, ORE.—751 Pittcock Block— Phone Broadway 7771  
 C. W. EVERS..... Traffic Manager  
 W. V. KEE..... Assistant Traffic Manager  
 FRED LINGENFELDER..... General Passenger Agent  
 F. A. COLE..... Assistant General Passenger Agent  
 T. J. DOWD..... General Freight Agent  
 DON SUTHERLAND..... General Agent, Freight Department  
 J. E. SOUTHWORTH..... Traveling Passenger Agent  
 L. A. NEASE..... District Baggage Agent  
 City Ticket Office—701 S. W. Washington Street— Phone Broadway 7771  
 N. B. FALLAS..... General Agent, Passenger Department  
 C. P. WHEELER..... City Ticket Agent  
 Wm. S. RUSH..... City Passenger Agent  
 T. W. HOLMAN..... City Passenger Agent  
 C. K. WILLIAMS..... City Passenger Agent  
 AARON J. BROWN..... City Passenger Agent  
 O. M. HANSEN..... Depot Passenger Agent  
 RENO, NEV.—209 American Bldg., 131 West 2nd St.— Phone 3-4381  
 J. D. MALEYTT..... General Agent  
 RIVERSIDE, CALIF.—Union Pacific Pass. Station, 7th & Vine Sts.— Phone 636  
 J. L. BRECHIN..... General Agent  
 RALPH E. TUTTLE..... City Freight and Passenger Agent  
 NORMAN N. GREDSTED..... City Freight and Passenger Agent  
 B. A. STEWART..... Traveling Freight and Passenger Agent  
 L. M. LAYNE (Las Vegas)..... Traveling Freight and Passenger Agent  
 ST. JOSEPH 2, MO.—City Ticket Office, 516 Francis Street— Phone 3-5486  
 F. F. ROBISON..... General Freight and Passenger Agent  
 W. R. TAYLOR..... Passenger and Ticket Agent  
 J. W. MARTIN (Hastings, Nebr.)..... Traveling Freight and Passenger Agent  
 ST. LOUIS 1, MO.—1223 Ambassador Bldg., 411 North 7th St.— Phone Chestnut 7750  
 T. W. GURSKY..... General Agent  
 A. F. WALTEMATH..... City Passenger Agent  
 J. M. REBMANN..... Traveling Passenger Agent  
 SACRAMENTO 14, CALIF.—217 Forum Bldg., 1107 Ninth St.— Phone Gilbert 2-1026  
 F. A. FOX..... General Agent  
 J. G. JOHNSON (Klamath Falls)..... District Freight and Passenger Agent  
 E. A. GAHL..... Traveling Freight and Passenger Agent  
 SALINA, KANS.—Third and Ash Streets— Phone 297  
 J. M. BROWN..... General Agent

E. A. KLIPPEL..... General Passenger Traffic Manager  
 W. T. BURNS..... Vice-President, Traffic  
 J. R. MacANALLY..... General Freight Traffic Manager  
 OMAHA 2, NEBR. OMAHA 2, NEBR. OMAHA 2, NEBR.

From Office . . . or Home

## TELEPHONE YOUR TRANSPORTATION REQUIREMENTS

Passenger or Freight representatives in your nearest Union Pacific office are eager to help you.