

CHICAGO AND NORTH WESTERN RAILWAY COMPANY


Freight Traffic Offices

AMORY, MISS.	P. O. Drawer 30, Tel. Clearbrook	6-3541
ATLANTA 3, GA.	66 Luckie St., N.W., Tel. JACKson	1-2140
BILLINGS, MONT.	113 N. Broadway, Tel. ALPine	9-2851
BIRMINGHAM 3, ALA.	201 Brown Marx Bldg., Tel. FAIRfax	3-2532
BOSTON 8, MASS.	212 Old South Bldg., Tel. LIBerty	2-9640
BUFFALO 3, N. Y.	202 Ellicott Sq., Tel. CLevland	2-4653
CASPER, WYO.	543 Midwest Ave., Tel. 23-4-1982	2-2121
CEDAR RAPIDS, IA.	326 First Ave., N.E., Tel. EMpire	4-7430
CHICAGO 6, ILL.	400 W. Madison St., Tel. DEarbourn	2-2121
CINCINNATI 2, OHIO	311 Dixie Terminal Bldg., Tel. PARkway	1-4567
CLEVELAND 13, OHIO	1106 Terminal Tower Bldg., Tel. MAIn	1-1880
DALLAS 1, TEX.	729 Kirby Bldg., 1509 Main St., Tel. RIVERSide	2-3765
DENVER 2, COLO.	216 Patterson Bldg., Tel. CHerry	4-4478
DES MOINES 4, IA.	Room 1303, 715 Locust St., Tel. CHerry	3-5148
DETROIT 26, MICH.	1043 Book Bldg., Tel. WOodward	2-8087
DULUTH 2, MINN.	232 S. 5th Ave., W., Tel. RANDolph	2-0876
EAU CLAIRE, WIS.	Passenger Station, Tel. TEMple	2-6670
EDMONTON, ALBERTA	243 Civic Block, 10205 - 99th St., Tel. GARDen	2-2461
ESCANABA, MICH.	428 - 1st. Ave., N., Tel. STATE	6-0572
EUGENE, ORE.	163 E. 12th St., Tel. DIAMOND 4-3213 and	4-3214
FARGO, N. D.	1426 - 11th St., N., Tel. ADAMS	2-4766
FOND DU LAC, WIS.	105 S. Brook St., Tel. WALnut	1-9450
GRAND FORKS, N. D.	206 Red River National Bank Bldg., Tel.	2-1000
GREAT FALLS, MONT.	P. O. Box 1132	
GREEN BAY, WIS.	300 Dousman St., Tel. HEMlock	5-6636
HOUSTON 2, TEXAS	603 Bankers Mortgage Bldg., Tel. CAPITAL	8-4663
HURON, S. D.	56 Dakota Ave., Tel. ELgin	2-2401
INDIANAPOLIS 4, IND.	11 S. Meridian St., Tel. MELrose 7-1528 and	7-1529
JACKSONVILLE 2, FLA.	Schultz Bldg., 118 W. Adams St., Tel. ELgin	3-3008
KANSAS CITY 5, MO.	Room 958, 127 W. 10th St., Tel. VICTOR	2-2332
LINCOLN 8, NEBR.	802 "S" St., Tel. HEMlock	2-2164
LOS ANGELES 14, CALIF.	Room 417, 510 W. Sixth St., Tel. MADison	4-8804
MADISON 3, WIS.	201 S. Blair St., Tel. ALPine	6-5486
MANKATO, MINN.	201 W. Main St., Tel. 8-2961 and	8-2962
MASON CITY, IA.	426 S. Federal St., Tel. GARDen	3-8561
MEDFORD, ORE.	1307 W. Main St., Tel. SPRing 3-5325 and	3-5326
MEMPHIS 3, TENN.	1136 Sterick Bldg., Tel. JACKson	5-4837
MILWAUKEE 3, WIS.	161 W. Wisconsin Ave., Tel. BRoadway	6-6540
MINNEAPOLIS 2, MINN.	Room 600, 76 S. 8th St., Tel. FEDERAL	9-7616
NEW ORLEANS 12, LA.	Room 715, 812 Gravier St., Tel. JACKson	5-8024
NEW YORK 36, N. Y.	Room 322, 500 Fifth Ave., Tel. LONGacre	5-4414
OAKLAND 12, CALIF.	Room 513, 436 - 14th St., Tel. GLencourt	1-2267
OMAHA 2, NEBR.	406 S. 19th St., Tel. 341-7856	
PEORIA, ILL.	313 Jefferson Bldg., Tel. 674-2197	
PHILADELPHIA 2, PA.	Room 902, 1400 S. Penn Sq., Tel. LOCust	3-6476
PITTSBURGH 22, PA.	1634 Oliver Bldg., Tel. ATLantic	1-5005
PORTLAND 5, ORE.	372 Pittock Block, Tel. CAPITAL	6-7691
RACINE, WIS.	1417 State St., Tel. MELrose	3-2625
RAPID CITY, S. D.	8th & Rapid Sts., Tel. FILLmore	2-1181
ROCHESTER, MINN.	105 1/2 Second Ave., S. W., Tel. ATLAS	2-2072
ROCKFORD, ILL.	505 S. Church St., Tel. WOodland	3-4615
SACRAMENTO 14, CALIF.	623 Forum Bldg., Tel. GILbert	8-6683
ST. LOUIS 2, MO.	1500 Landreth Bldg., 320 N. 4th St., Tel. GARfield	1-2121
ST. PAUL 1, MINN.	275 E. Fourth St., Tel. CAPITAL	2-0331
SALT LAKE CITY 11, UTAH	Room 1163, 405 S. Main St., Tel. DAVIS	8-9624
SAN FRANCISCO 5, CALIF.	301 Monadnock Bldg., Tel. EXbrook	2-5308
SEATTLE 1, WASH.	3334 White Bldg., Tel. MAIn 2-5626 and	2-5627
SHREVEPORT, LA.	Room 823 Johnson Bldg., P. O. Box 645, Tel.	425-5309
SIoux CITY 1, IA.	201 Benson Bldg., Tel.	5-8888
SIoux FALLS, S. D.	424 E. Eighth St., Tel.	2-6051
SPOKANE 1, WASH.	1116 Old National Bank Bldg., Tel. TEMple	8-3644
SUPERIOR, WIS.	Station, Tel. EXport 2-4853 and	4-6693
TACOMA, WASH.	600 Tacoma Bldg., 1015 "A" St., Tel. MARket	7-3374
TORONTO 1, ONT.	69 Yonge St., Tel. EMpire	8-4533
TUCSON, ARIZ.	2002 N. Village Dr., Tel. EAST	5-7958
TULSA 3, OKLA.	204 Thompson Bldg., Tel. LUTher	3-2286
VANCOUVER, B. C.	475 Howe St., Tel. MUTual	4-4354
WASHINGTON 5, D. C.	Room 414, 777 - 14th St., N.W., Tel. REPUBLIC	7-1991
WASHINGTON 5, D. C.	(L.&M. Dist.) 711 - 14th St., N.W., Tel. METRO	8-4181
WAUSAU, WIS.	105 W. Washington St., Tel. VIKing	2-5566
WINNIPEG 2, MAN.	408 Childs Bldg., Tel. WHITEhall	2-2927
WINONA, MINN.	54 1/2 Center St., Tel.	7421
WINSTON-SALEM 3, N. C.	515 Reynolds Bldg., Tel. PARK	2-1618



THROUGH PASSENGER TRAIN SCHEDULES
ROUTE OF THE

"400"
STREAMLINERS



OCTOBER 30, 1960

CHICAGO AND NORTH WESTERN RAILWAY CO.

General Offices—400 W. Madison St., Chicago 6, Ill.—Tel. DEarbon 2-2121

BEN W. HEINEMAN, Chairman
C. J. FITZPATRICK, President

F. V. KOVAL, Director Commuter and Passenger Services
C. F. STEWART, General Passenger Traffic Manager
C. E. QUACKENBUSH, General Passenger Agent
H. V. REED, Assistant to Director Commuter Service

For Reservations and Passenger Information in Chicago Telephone Financial 6-7979.

GENERAL INFORMATION

Time from 12:01 midnight to 12:00 noon is shown in light figures, while time from 12:01 noon to 12:00 midnight is shown in dark figures.

Note carefully any sign, symbol or letter shown in schedule columns, as it is very important that you read the explanation under Reference Notes usually on same page, but in some cases on the opposite page.

Children under five years of age are carried free when accompanied by parent or guardian. Those who have reached or passed their fifth birthday and are under twelve years of age require a half fare ticket, and those who have reached or passed their twelfth birthday require an adult ticket.

Limits of Tickets. Regular one-way tickets are limited to thirty (30) days in addition to date of sale. Passengers must reach destination of one-way tickets, or original starting point of round trip tickets not later than midnight of date punched in margin or otherwise indicated.

Stopovers within limit will be allowed on regular one-way and round trip tickets at all regular station stops enroute. Notify conductor in advance when stopover is desired.

Honoring of Tickets. Coach tickets are honored in coaches only. First-class tickets are honored in coaches without additional charge, also in standard sleepers and parlor cars upon payment of additional charge for space occupied.

Purchase Tickets Before Boarding Trains. Conductors are required to charge 10¢ higher fare when one-way cash fare is collected on train. If ticket office is closed at time of train departure, this higher fare will not be charged.

Adjustment of Fares. In the event of any disagreement with agent or conductor relative to ticket fares or privileges, please pay fare required, take receipt, and communicate with General Passenger Agent, C. & N. W. Ry., 400 W. Madison St., Chicago 6, Ill.

Redemption of Tickets. Tickets unused or partly used will be redeemed under tariff regulations at proper value. Consult any C. & N. W. Railway office, or write to the General Passenger Office of the railroad from which you purchased ticket.

No person who is incapable of properly caring for himself, or herself, because of mental, physical or other disability, will be received as a passenger unless accompanied by a competent attendant.

Baggage. Checking of baggage is subject to tariff regulations, consult Agent. Checkable baggage consists of wearing apparel, toilet articles (except liquids), and similar personal effects. Money, jewelry (except samples), etc. are not checkable. Valuation of baggage must be declared in writing at time of checking. A charge of 25¢ is made for each \$100 (or fraction thereof) declared valuation in excess of the free valuation allowance. No single piece of baggage will be checked which exceeds 300 pounds in weight, 72 inches in greatest dimension, or \$2,500 in value.

Lost Articles. Inquiry should be made of Manager, Mail-Baggage and Express Dept., C. & N. W. Ry., Madison St. Station, Chicago 6, Ill. If article lost in Pullman car, your inquiry should be addressed to The Pullman Company, 165 N. Canal Street, Chicago 6, Ill. No responsibility is assumed for unchecked articles.

SPECIAL NOTICE: The schedules, fares and other arrangements shown in this folder are subject to change without notice. The C. & N. W. Ry. does not assume responsibility for errors in timetables, or for inconvenience or damage resulting from delayed trains, failure to make connections, air-conditioning failures, or emergency substitutions in train equipment.

INDEX TO PASSENGER STATIONS

TABLE No.

Adams, Wis.	6, 7, 9
Algona, Wis.	2, 12
Altoona, Wis.	6
Anfigo, Wis.	15
Appleton Jct., Wis.	1, 3, 14, 15
Ashland, Wis.	15
Augusta, Wis.	6
Baileys Harbor, Wis.	2
Bangor, Wis.	9
Bannerman, Wis.	8
Baraboo, Wis.	6, 9
Bark River, Mich.	14
Barton, Wis.	1, 3
Bay Settlement, Wis.	12
Beaver Dam, Wis. (See South Beaver Dam)	6, 9
Belgium, Wis.	1, 3
Bellevue, Wis.	1, 3
Beloit, Wis.	6, 9
Big Saumico, Wis.	14
Bloomer, Wis.	6

TABLE No.

Bonduel, Wis.	15
Bowler, Wis.	15
Brampton, Mich.	14
Brooklyn, Wis.	6
Brussels, Wis.	12
Byron, Minn.	9
Cameron, Wis.	6
Campbellsport, Wis.	6
1, 3, 15	
Camp Douglas, Wis.	6, 9
Camp McCoy, Wis.	9
Casco, Wis.	12
Cedar Grove, Wis.	1, 3, 15
Chetek, Wis.	6
Chicago, Ill.	6
1, 3, 4, 5, 6, 9, 11, 14, 15	
Chippewa Falls, Wis.	6
Claremont, Minn.	9
Clearwater Lake, Wis.	15
Cleveland, Wis.	1, 3, 15
Clinton, Ia.	11
Coleman, Wis.	13

TABLE No.

Conover, Wis.	15
Crivitz, Wis.	13
Crystal Falls, Mich.	13
Crystal Lake, Ill.	6, 9
Cudahy, Wis.	4, 5
DeKalb, Ill.	11
Denmark, Wis.	1, 3, 15
De Pere, Wis.	1, 3, 14, 15
Des Plaines, Ill.	6, 9
Dixon, Ill.	11
Dodge Center, Minn.	9
Dover, Minn.	9
Duluth, Minn.	6
Dyckesville, Wis.	12
Eagle River, Wis.	15
Eau Claire, Wis.	6
Eden, Wis.	1, 3
Egg Harbor, Wis.	2
Eland, Wis.	15
Elcho, Wis.	15
Eldorado, Wis.	8

INDEX TO PASSENGER STATIONS Continued

TABLE No.

Ellison Bay, Wis.	2
Elmhurst, Ill.	11
Elroy, Wis.	6, 9
Ephraim, Wis.	2
Escanabe, Mich.	14
Evanston (Davis St.), Ill.	1, 3, 4, 5, 6, 9, 14, 15
Evansville, Wis.	6, 9
Eyota, Minn.	9

Fall Creek, Wis.	6
Florence, Mich.	13
Fond du Lac, Wis.	1, 3, 8, 14, 15
Forestville, Wis.	12
Fort Sheridan, Ill.	4, 5
Francis Creek, Wis.	1, 3

Gagen, Wis.	15
Geneva, Ill.	11
Gills Rock, Wis.	2
Glencoe, Ill.	1, 3, 4, 5
Gordon, Wis.	6
Granville, Wis.	1, 3
Great Lakes, Ill.	1, 3, 4, 5
Green Bay, Wis.	1, 3, 4, 5, 6, 9, 14, 15
Green Lake, Wis.	8

Harvard, Ill.	6, 9
Haven, Wis.	1, 3
Haverhill, Minn.	9
Hawthorne, Wis.	6
Highland Park, Ill.	1, 3, 4, 5, 14, 15
Hurley, Wis.	15

Iron Mountain, Mich.	13
Iron River, Mich.	13
Ironwood, Mich.	15
Ishpeming, Mich.	14

Jackson, Wis.	1, 3
Jacksonport, Wis.	2
Janesville, Minn.	9
Janesville, Wis.	6, 9

Kasson, Minn.	9
Kaunokauna, Wis.	1, 3, 14, 15
Kedzie (Chicago), Ill.	11
Kendalls, Wis.	9
Kenilworth, Ill.	1, 3, 4, 5
Kenosha, Wis.	6
1, 3, 4, 5, 14, 15	
Kewaskum, Wis.	1, 3, 15
Kewaunee, Wis.	2

Lac du Flambeau, Wis.	15
La Crosse, Wis.	9
Lake Bluff, Ill.	4, 5
Lake Forest, Ill.	1, 3, 4, 5, 14, 15
Lake Tomahawk, Wis.	15
Land O'Lakes, Wis.	15
Lathrop, Mich.	14
Lewiston, Minn.	9
Little Chute, Wis.	1, 3

TABLE No.

Little Lake, Mich.	14
Little Saumico, Wis.	14
Lodi, Wis.	6
Luxemburg, Wis.	12

Madison, Wis.	6, 9
Manitowish, Wis.	15
Manitowoc, Wis.	1, 2, 3, 14, 15

Mankato, Minn.	9
Mablewood, Wis.	12
Maribel, Wis.	1, 3
Marquette, Wis.	14
Marquette, Mich.	14
Menasha, Wis.	1, 3, 14, 15
Menominee, Mich.	14
Menomonie, Wis.	6
Menomonie Jct., Wis.	6
Mercer, Wis.	15
Meriden, Minn.	9
Merrillan, Wis.	6
Midway, Wis.	9

Milwaukee, Wis.	1, 3, 4, 5, 6, 9, 14, 15
Minneapolis, Minn.	6, 10
Minnesota City, Minn.	9
Minoqua, Wis. (2 miles from Woodruff)	15
Minong, Wis.	6
Monico, Wis.	15
Morrison, Ill.	11

Neeah, Wis.	1, 3, 14, 15
Negaunee, Mich.	14
Nekoosa, Wis.	7
Neshkoro, Wis.	13
New Auburn, Wis.	6
New Franken, Wis.	12
Newton, Wis.	1, 3
North Chicago, Ill.	4, 5
Norwalk, Wis.	9

Oak Park, Ill.	11
Oconto, Wis.	14
Onalaska, Wis.	9
Oostburg, Wis.	1, 3, 15
Oregon, Wis.	6
Oshkosh, Wis.	1, 3, 14, 15
Owatonna, Minn.	9

Pelican Lake, Wis.	15
Pensaukee, Wis.	14
Peshigo, Wis.	14
Port Edwards, Wis.	7
Port Washington, Wis.	1, 3, 14, 15
Powers, Mich.	14
Princeton, Wis.	8
Pulaski, Wis.	15

Racine, Wis.	1, 3, 4, 5, 6, 9, 14, 15
Reedsburg, Wis.	6, 9
Rhineland, Wis.	15
Rice Lake, Wis.	6
Rio Creek, Wis.	12

TABLE No.

Ripon, Wis.	9
Rochelle, Ill.	11
Rochester, Minn.	9, 10
Rock, Mich.	14
Rockfield, Wis.	1, 3
Rockland, Wis.	9
Rosendale, Wis.	8

St. Charles, Minn.	9
St. Paul, Minn.	6, 10
Sands, Mich.	14
Sawyer, Wis.	12
Saxon, Wis.	15
Shawano, Wis.	15
Sheboygan, Wis.	1, 3, 14, 15

Sister Bay, Wis.	2
Solon Springs, Wis.	6
South Beaver Dam, Wis.	6, 9
South Milwaukee, Wis.	4, 5
Sparta, Wis.	9
Spooner, Wis.	6
Stephenson, Mich.	14
Sterling (Rock Falls), Ill.	11
Stockton, Minn.	9
Sturgeon Bay, Wis.	2, 12
Summit Lake, Wis.	15
Superior, Wis.	6

Three Lakes, Wis.	15
Tomahawk Lake (Lake Tomahawk), Wis.	15
Trempealeau, Wis.	9
Two Rivers, Wis.	2


Utica, Minn.	9
Vandyne, Wis.	1, 3

Waseca, Minn.	9
Waukegan, Ill.	1, 3, 4, 5, 14, 15
Wausaukee, Wis.	13
Wautoma, Wis.	8
West Bend, Wis.	1, 3, 14, 15

West Chicago, Ill.	11
West Rosendale, Wis.	13
West Salem, Wis.	9
Wheaton, Ill.	11
Wild Rose, Wis.	8
Wilmette, Ill.	1, 3, 4, 5
Wilton, Wis.	9
Winnebago, Wis.	1, 3
Winnetka, Ill.	1, 3, 4, 5, 14, 15

Winona, Minn.	9
Wisconsin Rapids, Wis.	7
Wanewoc, Wis.	6
Woodruff, Wis.	15
Woodstock, Ill.	6, 9
Wrightstown, Wis.	1, 3
Wyeville, Wis.	6, 9

Zion, Ill.	1, 3, 4, 5
------------	------------

 Rail-Auto Service available at these points.

CHICAGO AREA SUBURBAN STATIONS


In addition to through passenger train service to stations indicated above, modern commuter streamliners on frequent schedules serve the following suburban communities.

Arlington Heights, Ill.
Arlington Park, Ill.
Asbestos, Ill.
Barrington, Ill.
Bellwood, Ill.
Braeside, Ill.
Cary, Ill.
Camp Logan, Ill.
Central St. (Evanston), Ill.
College Ave. (Wheaton), Ill.
Crystal Lake, Ill.
Cumberland, Ill.
Des Plaines, Ill.
Dunes Park, Ill.
Edison Park, Ill.

Elmhurst, Ill.
Evanston (Davis St.), Ill.
Fort Sheridan, Ill.
Fox River Grove, Ill.
Geneva, Ill.
Genoa City, Ill.
Gladstone Park, Ill.
Glencoe, Ill.
Glen Ellyn, Ill.
Great Lakes, Ill.
Hartland, Ill.
Harvard, Ill.
Highland Park, Ill.
Highwood, Ill.
Hubbard Woods, Ill.
Indian Hill, Ill.

Kenilworth, Ill.
Kenosha, Wis.
Lake Bluff, Ill.
Lake Como, Wis.
Lake Forest, Ill.
Lake Geneva, Wis.
Lombard, Ill.
Main St. (Evanston), Ill.
Maywood, Ill.
Melrose Park, Ill.
Mt. Prospect, Ill.
North Chicago, Ill.
Norwood Park, Ill.
Oak Park (Marion St.), Ill.
Palatine, Ill.
Park Ridge, Ill.

Pell Lake, Wis.
Proviso, Ill.
Ravinia, Ill.
Richmond, Ill.
Ringwood, Ill.
River Forest, Ill.
Villa Park, Ill.
Wauegan, Ill.
West Chicago, Ill.
Wheaton, Ill.
Williams Bay, Wis.
Wilmette, Ill.
Winfield, Ill.
Winnetka, Ill.
Winthrop Harbor, Ill.
Woodstock, Ill.
Zion, Ill.

 Rail-Auto Service available at these points.

CHICAGO—ROCHESTER—MANKATO

READ DOWN

READ UP

511-515 Rochester Special Daily	519 Rochester "400" Daily	401-519 Twin Cities-Roch. "400's" Daily	Miles	Table 9 For Equipment see pages 14 and 15.	518-400 Rochester-Twin Cities "400's" Daily	518 Rochester "400" Daily	514-510 Rochester Special Daily
PM 9.15 AM 9.45	AM 10.10 A 10.33	PM 12.20	0.0 Lv.	Central Standard Time CHICAGO Ar.	PM 7.15	PM 8.40	AM 6.50
10.24	11.07		17.1	Des Plaines Lv.		D 8.07	d 6.25
10.34	11.17		43.3	Crystal Lake " "		7.41	d 6.50
10.52	11.32		51.6	Woodstock " "		7.31	d 5.40
11.25	12.08		63.1	Harvard, Ill. " "		7.17	5.25
11.44	12.28		91.4	Beloit, Wis. " "		6.41	4.50
12.02	12.43	Trans-fer at Wye-ville	105.2	Janesville " "		6.22	4.30
12.50	1.45		107.9	Evansville " "		6.02	
1.33	2.35		130.3 Lv.	MADISON Ar.		5.15	3.35
1.51	3.00		167.2	Baraboo Lv.		4.30	2.46
3.00	3.41		182.9	Reedsburg " "		4.09	2.25
			204.5	Elroy " "		3.45	2.00
			217.8	Camp Douglas " "			
			210.8	Kendalls " "			1.08
			220.1	Wilton " "			12.51
			225.6	Norwalk " "			12.40
			227.0 Ar.	WYEVILLE Lv.			
				Evanston, Ill. Ar.		66.57	
				Racine, Wis. Lv.		6.13	
				MILWAUKEE " "		5.50	
				Beaver Dam "h" " "		4.46	
				Adams " "		3.50	
				WYEVILLE Lv.		3.15	3.15
				WYEVILLE Ar.		3.10	
				Camp McCoy Lv.		2.48	
				SPARTA " "		2.37	
				Rockland " "			12.15
				Bangor " "			11.57
				West Salem " "			11.50
				LA CROSSE " "			11.30
				Onalaska " "			11.05
				Midway " "			
				Trempealeau, Wis. " "			10.47
				WINONA, MINN. " "			10.30
				Minnesota City " "			10.12
				Stockton " "			
				Lewiston " "			9.53
				Utica " "			
				St. Charles " "		J12.44	9.35
				Dover " "			9.27
				Eyota " "			9.21
				Haverhill " "			
				ROCHESTER Lv.		12.16	8.55
				ROCHESTER Lv.		12.16	8.55
				Byron Ar.			8.26
				Kasson " "			8.16
				Dodge Center " "			8.04
				Claremont " "			7.54
				Owatonna " "			7.38
				Meriden " "			
				Waseca " "			10.50
				Janesville " "			7.15
				MANKATO Lv.			7.00
							6.30

ROCHESTER—ST. PAUL—MINNEAPOLIS

Chicago-St. Paul-Minneapolis railroad tickets will be honored via Jefferson Trans. Co. only if passenger has rail ticket exchanged by C. & N. W. agent at Rochester or Twin Cities.

READ DOWN

READ UP

Bus Daily	Bus Daily	Bus Daily	Bus Daily	Table 10	Bus Daily	Bus Daily	Bus Daily	Bus Daily
PM 8.00	PM 4.10	PM 1.45	AM 8.55	Central Standard Time ROCHESTER Ar.	AM 10.35	PM 4.15	PM 7.40	PM 10.55
9.50	6.05	3.35	10.55 Ar.	ST. PAUL Lv.	8.35	2.10	5.40	9.05
10.25	6.45	4.15	11.25 Ar.	MINNEAPOLIS Lv.	8.00	1.30	5.00	8.30

Reference Notes

1 Stops at C. G. W. Ry. Crossing in Dodge Center (4/10 mile east of C. & N. W. station).

A Regular stop to receive revenue passengers only.

B Regular stop to discharge revenue passengers only.

D Stops to discharge revenue passengers from Beloit and beyond.

d Regular stop on Sundays and Holidays.

f Stops to receive or discharge revenue passengers.

h C. & N. W. Ry. station Beaver Dam, is 3 miles from downtown district. (Taxi service available.)

J Stops to receive or discharge revenue passengers, for or from Milwaukee, Madison, and beyond or to receive or discharge for or from Mankato.

M Stops upon advance notice at Chicago to receive revenue passengers for Beloit or beyond.

R Stops weekdays at Crystal Lake at 5:50 a.m. to discharge revenue passengers from Elroy and beyond.

w Bus and taxi service available between Onalaska and La Crosse, running time 20 minutes.

CHICAGO—CLINTON

READ DOWN

READ UP

1	3	Miles	Table 11 For Equipment see pages 14 and 15.	2	4
Kate Shelley "400" Daily	Daily		Central Standard Time CHICAGO Ar.	Kate Shelley "400" Daily	Daily
PM 5.00	AM 10.00	0.0 Lv.	Kedzie Lv.	AM 8.55	PM 8.35
		3.6	Oak Park " "		
	A10.15	8.6	Elmhurst " "		8.38
		16.0	Wheaton " "		88.16
		24.9	West Chicago " "		87.53
		30.0	Geneva " "		
b5.42	10.45	35.5	De Kalb " "	8.11	7.40
6.02	11.10	58.3	Rochelle " "	7.51	7.15
6.17	11.30	74.8	Dixon " "	7.34	6.50
6.38	11.50	97.9	Sterling " "	7.13	6.28
6.50	12.08	109.5	Morrison, Ill. " "	7.01	6.15
7.04	12.25	123.8	CLINTON, IA. Lv.	6.47	5.53
7.25	12.55	138.1		6.30	5.35

GREEN BAY—STURGEON BAY

Via Cherry Transit Co.

(Railroad tickets NOT honored on buses)

READ DOWN

READ UP

Bus Daily	Bus Daily	Bus Daily	Table 12	Bus Daily	Bus Daily	Bus Daily
PM 5.10	PM 12.50	AM 7.10	Central Standard Time GREEN BAY (C&NW Sta.) Ar.	AM 10.00	PM 3.55	PM 8.05
5.30	1.00	7.20 Lv.	GREEN BAY (Bus Station) Ar.	9.55	3.50	8.00
5.45	1.15		New Franken. Lv.	9.40	3.35	
5.55	1.25		Luxemburg " "	9.30	3.25	
6.00	1.30		Casco " "	9.25	3.20	
6.10	1.40		Rio Creek " "	9.15	3.10	
6.20	1.50		ALGOMA " "	9.05	3.00	
6.25	1.55		Forestville " "	8.55	2.55	
6.30	2.00		Maplewood " "	8.45	2.50	
		f7.35	Bay Settlement " "			f7.45
		f7.45	Dyckesville " "			f7.35
		f7.55	Brussels " "			f7.25
f6.45	f2.15	f8.15	Sawyer " "	f8.40	f2.35	f7.05
6.50	2.20	8.20 Ar.	STURGEON BAY Lv.	8.35	2.30	7.00

GREEN BAY—IRON RIVER

Wisconsin-Michigan Transit Lines Co., Inc.

(Railroad tickets NOT honored on buses)

READ DOWN

READ UP

Bus Daily	Bus Daily	Bus Daily	Table 13	Bus Daily	Bus Daily	Bus Daily
PM 9.03	PM 5.30	PM 6.20	Central Standard Time GREEN BAY Ar.	AM 9.35	PM 3.45	PM 4.55
9.57	6.40	6.40	Coleman Lv.	8.40	2.50	4.00
10.17	6.40	6.40	Crivitz " "	8.20	2.30	3.40
10.32	6.55	6.55	Wausaukee, Wis. " "	8.05	2.15	3.25
11.25	8.05	8.05	Iron Mountain, Mich. " "	7.10	1.20	2.30
11.55	8.30	8.30	Florence " "	6.45	12.45	1.45
12.15	8.50	8.50	Crystal Falls " "	6.25	12.25	1.25
12.40	9.15	9.15 Ar.	IRON RIVER Lv.	6.00	12.01	1.00

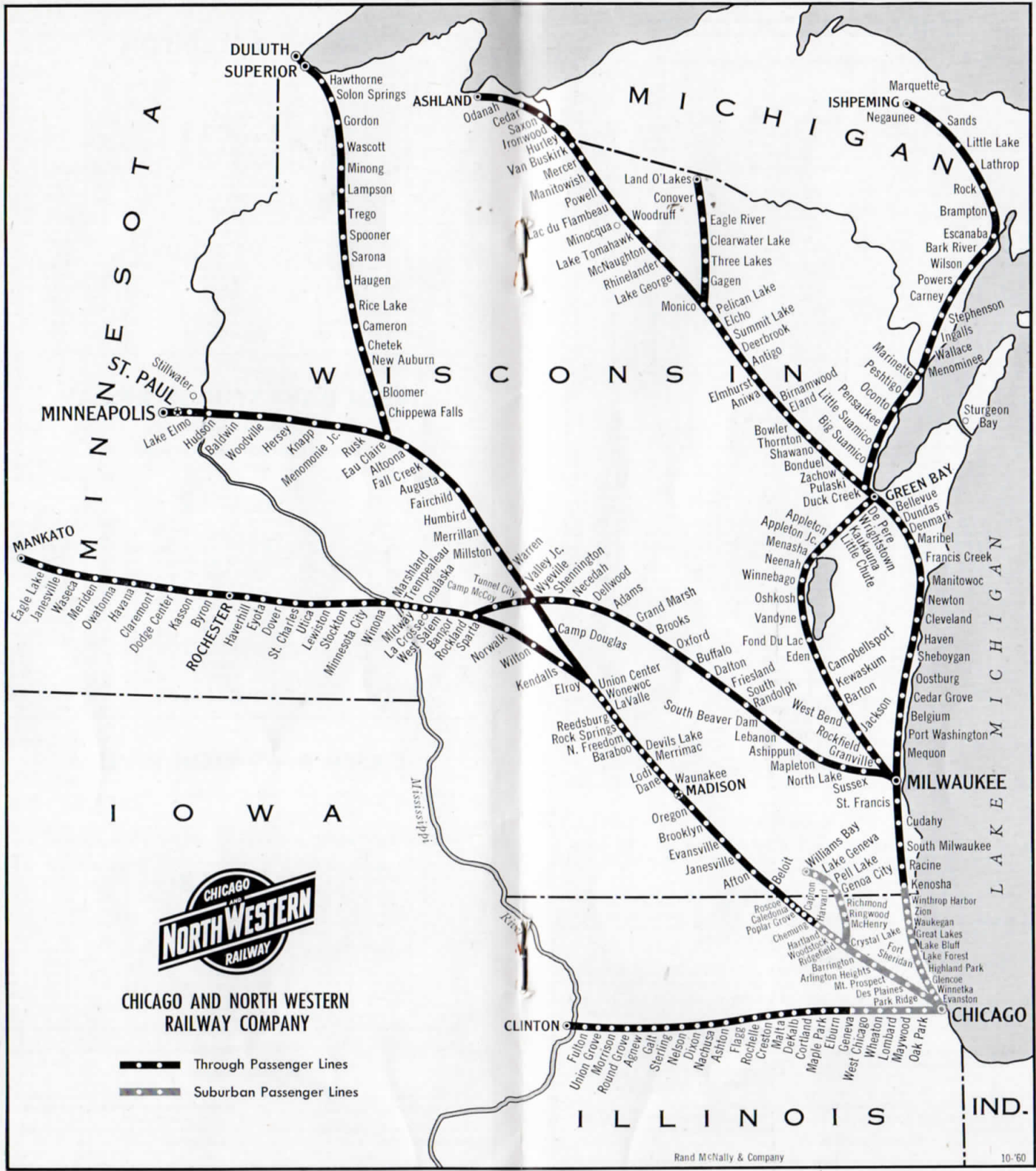
Reference Notes

A Regular stop to receive revenue passengers only.

b Regular stop on Saturdays, Sundays and Holidays to receive and discharge revenue passengers.

B Regular stop to discharge revenue passengers only.

f Stops to receive or discharge revenue passengers.



CHICAGO AND NORTH WESTERN RAILWAY COMPANY

- Through Passenger Lines
- Suburban Passenger Lines

CHICAGO—IRON COUNTRY

READ DOWN				For Chicago-Green Bay service see pages 4 and 5.				READ UP			
215-161	209	239			214	214-240	162-212	168			
Iron Country	Bi-Level Peninsula "400"	Valley "400"	Miles	Table 14				Shore and "400"			
Daily	Daily	Sunday only		For Equipment see pages 14 and 15.				Iron Country	Sundays only		
PM	AM	AM		Central Standard Time				PM	AM	PM	PM
7.15	4.10	8.30	0.0	CHICAGO				2.25	2.40	7.45	9.50
G7.33	A4.29	8.48	12.1	Evanston				2.05	2.21	K7.20	9.30
			16.7	Winnetka						K7.08	
E7.46			23.2	Highland Park						K6.50	
E7.53			28.3	Lake Forest						K6.38	
E8.05	O4.53	9.08	35.9	Waukegan, Ill.				1.55	1.55	6.25	9.04
8.22	5.08	9.25	51.6	Kenosha, Wis.				1.28	1.39	6.05	8.50
8.35	5.19	9.36	61.9	Racine				1.16	1.27	5.45	8.39
9.00	5.50	10.05	85.0	MILWAUKEE				12.50	1.01	5.15	8.15
9.15			85.0	MILWAUKEE				12.43			8.10
9.48			112.7	Port Washington				12.11			7.35
10.29			139.7	Sheboygan				11.41			7.02
11.05			164.2	Manitowoc				11.10			6.30
12.05			201.0	GREEN BAY				10.25			5.40
	6.00	10.15	85.0	MILWAUKEE				12.55	4.50		
	6.40	10.55	118.0	West Bend				12.17	3.59		
	7.19	11.42	147.4	FOND DU LAC				11.42	3.21		
	7.44	12.07	164.9	OSHKOSH				11.18	2.49		
	8.05	12.24	177.4	NEENAH-MENASHA				10.59	2.22		
	8.15	12.32	182.8	APPLETON (Jct.)				10.49	2.09		
			191.2	Kaukauna				O.Z.			
			206.9	De Pere				fi.32			
	9.01	1.08	212.9	GREEN BAY				10.15	1.25		
	9.15	1.20	221.9	GREEN BAY				10.00	10.00	11.15	5.15
			212.8	Big Saumico				fi.0.49			
			227.7	Little Saumico				fi.0.42			
			236.8	Pensaukee				fi.0.31			
	9.51	1.55	241.8	Oconto				9.22	9.22	10.16	4.37
	10.10	2.10	255.3	Peshigo				9.06	9.06	10.10	4.21
	10.20	2.25	261.9	MARINETTE, WIS.				8.57	8.57	9.56	4.11
	10.26	2.30	263.6	MENOMINEE, MICH.				8.52	8.52	9.44	4.05
	10.58	PM	285.3	Stephenson				8.26	8.26	9.12	PM
	11.25		305.0	POWERS				8.01	8.01	8.16	
K3.39	K11.38		316.1	Bark River				O7.47	O7.47		
4.18	11.58		327.8	ESCANABA				7.33	7.33	8.15	
4.38	Y12.15		340.2	Brampton				X7.11	X7.11	7.37	
4.54	B12.29		350.9	Rock				f6.57	f6.57	7.23	
			357.0	Lathrop						17.15	
5.21	12.52		368.2	Little Lake				6.35	6.35	7.00	
			376.6	Sands							
6.05	1.23		389.6	Negawnee				6.05	6.05	6.30	
6.20	1.30		392.6	ISHPEMING				5.55	5.55	6.15	
				Limousine Service							
				Daily							
				See Note "k"							
AM	AM			NEGAUNEE				AM	AM	PM	6.25
6.10	1.27		0	MARQUETTE				6.00	6.00	6.00	6.00
6.35	1.52		12.0					5.35	5.35	6.00	6.00
AM	AM							AM	AM	PM	PM

Reference Notes

- ♣ Train No. 168 on Holidays only, Thanksgiving, Christmas, New Years, Memorial Day, Independence Day and Labor Day, operates from Green Bay to Chicago only.
- A Regular stop to receive revenue passengers only.
- B Stops to discharge revenue passengers only.
- E Stops upon advance notice to receive revenue passengers for points beyond Green Bay.
- f Flag stop to receive or discharge revenue passengers.
- G Regular stop to receive revenue passengers only. Handles passengers from Chicago to Evanston on Sundays and Holidays.
- K Will stop to discharge revenue passengers from Milwaukee or beyond.
- k Operates only upon request when notified 2 hours in advance. Operated by E. F. Bodenus, Marquette, Michigan. Fare one way for adults is \$2.00, children \$1.00.
- O Stops upon advance notice to receive revenue passengers for Milwaukee or beyond.
- Y Stops to discharge revenue passengers from Green Bay and beyond.
- X Stops to receive revenue passengers for Green Bay and beyond.
- Z Stops to discharge revenue passengers from Marinette and beyond.

CHICAGO—ASHLAND

READ DOWN				For Chicago-Green Bay service see pages 4 and 5.				READ UP			
215	153	216	212								
North Woods Fisherman	Bi-Level Flambeau "400"	Miles	Table 15				Bi-Level Flambeau "400"	North Woods Fisherman			
Daily	Daily		For Equipment see page 14 and 15.				Daily	Daily			
PM	AM		Central Standard Time				PM	AM			
7.15	11.00	0	CHICAGO				Ar. 8.55	7.45			
G7.33	A11.18	12.1	Evanston				Lv. 8.35	K7.20			
		16.7	Winnetka					K7.08			
E7.46		23.2	Highland Park					K6.50			
E7.53		28.3	Lake Forest					K6.38			
E8.05	11.41	35.9	Waukegan, Ill.					8.08	6.25		
8.22	11.59	51.6	Kenosha, Wis.					7.53	6.05		
8.35	12.10	61.9	Racine					7.40	5.45		
9.00	12.40	85.0	MILWAUKEE				Lv. 7.15	5.15			
		85.0	MILWAUKEE				Ar. 7.00	4.50			
		118.0	West Bend				Lv. 6.20	3.59			
		125.6	Kewaskum								
		131.8	Campbellsport								
		147.4	FOND DU LAC				Lv. 5.45	3.21			
		147.4	FOND DU LAC				Ar. 5.45	3.21			
		164.9	OSHKOSH				Lv. 5.11	2.49			
		177.4	NEENAH-MENASHA				Lv. 4.50	2.22			
		182.8	APPLETON (Jct.)				Ar. 4.37	2.09			
		191.2	Kaukauna					O1.48			
		191.2	De Pere					fi.32			
		206.9	GREEN BAY				Lv. 4.00	1.25			
9.15	12.50	85.0	MILWAUKEE				Ar. 3.15	12.59			
9.48	1.25	112.7	PORT WASHINGTON				Lv. 02.46	T12.18			
K10.03	K1.38	125.9	Cedar Grove					T12.01			
	K1.42	129.9	Oostburg					2.23	11.50		
10.29	1.56	139.7	SHEBOYGAN					1.39	11.05		
K10.44	K2.10	151.4	Cleveland					1.10	10.32		
11.05	2.28	164.2	MANITOWOC					12.38	9.55		
K11.26	K2.47	184.1	Denmark					12.32	9.49		
	3.10	201.0	GREEN BAY				Lv. 11.52	9.00			
1.15	3.20	201.0	GREEN BAY				Ar. 3.15	12.59			
T1.37	K3.38	217.6	Pulaski				Lv. 02.46	T12.18			
T1.51		230.4	Bonduel					T12.01			
2.17	4.06	238.8	SHAWANO					2.23	11.50		
T2.41		258.8	Bowler					1.10	11.20		
3.11	4.42	270.7	ELAND					1.39	11.05		
3.58	5.06	290.9	ANTIGO					1.10	10.32		
4.21	f5.28	307.8	Summit Lake					12.38	9.55		
4.31	5.36	312.2	Elcho					12.32	9.49		
4.43	5.46	317.8	Pelican Lake					12.22	9.39		
4.53	5.59	323.4	Monico				Lv. 12.12	9.30			
5.15	6.25	337.6	RHINELANDER				Lv. 11.52	9.00			
Bus Daily			RHINELANDER				Ar. 8.45				
25.45			MONICO				Ar. 8.20				
6.10		323.4	Gagen				Lv. f8.10				
6.20		330.5	Three Lakes					7.55			
6.35		339.6	Clearwater Lake					f7.50			
6.40		343.6	EAGLE RIVER					7.40			
6.50		349.0	Conover					7.25			
7.05		359.2	LAND O' LAKES				Lv. z7.15				
7.15		367.0									
AM	PM						AM	PM			
5.45	6.25	337.6	RHINELANDER				Ar. 11.52	9.00			
6.14	6.52	354.7	Lake Tomahawk				Lv. 11.11	8.30			
6.30	7.04	362.5	Woodruff @ Minocqua					11.00	8.17		
6.50	7.20	373.0	Lac du Flambeau					10.47	8.01		
7.10	7.52	385.5	Manitowish					10.31	7.40		
7.21	7.57	389.0	Mercer, Wis.					10.26	7.35		
8.25	8.57	412.1	IRONWOOD, MICH.					9.50	6.50		
8.15	8.42	413.0	Hurley, Wis.					9.43	6.35		
9.15	f9.17	425.7	Saxon					9.07	6.07		
10.00	10.00	452.2	ASHLAND				Lv. 8.30	5.20			
AM	PM						AM	PM			

Reference Notes

- ⊙ Distance Woodruff to Minocqua 2 miles.
- A Regular stop to receive revenue passengers only.
- E Stops upon advance notice to receive revenue passengers for points beyond Green Bay.
- f Flag stop to receive or discharge revenue passengers.
- G Regular stop to receive revenue passengers only. Handles passengers from Chicago to Evanston on Sundays and Holidays.
- K Will stop to discharge revenue passengers from Milwaukee or beyond.
- O Stops upon advance notice to receive revenue passengers for Milwaukee or beyond.
- T Stops upon advance notice to receive revenue passengers. Will also stop to discharge revenue passengers.
- X Stops to receive revenue passengers for Green Bay and beyond.
- z Rail tickets are honored on bus.

EQUIPMENT

Parlor Cars are C. & N. W. owned and operated.

Nos. 1 and 2—KATE SHELLEY "400" Daily

Between Chicago and Clinton.
Tap Cafe Lounge Car. (Does not operate Saturdays on No. 1 and Sundays on No. 2.)
Reclining Seat Coaches.

Nos. 3 and 4—Daily

Between Chicago and Clinton.
Reclining Seat Coaches.

No. 106-206—Daily

Green Bay to Milwaukee.
Reclining Seat Coaches.
Milwaukee to Chicago.
Parlor Car with Drawing Room.
Dining Car.
Reclining Seat Coaches.

No. 117—Daily except Sundays

Milwaukee to Green Bay.
Reclining Seat Coaches.

No. 120—Daily except Sundays and Holidays

Green Bay to Milwaukee.
Reclining Seat Coaches.

No. 121—Streamliner "400" Daily

Chicago to Milwaukee.
Club Lounge Car. (Does not operate Sundays.)
Diner Lounge Car. (Does not operate Saturdays and Sundays.)
Reclining Seat Coaches.

No. 149—Commuter "400" Daily except Sunday

Chicago to Green Bay.
Parlor Car with Drawing Room.
Reclining Seat Coaches.

No. 152—Commuter "400" Daily except Sunday

Milwaukee to Chicago.
Diner Lounge Car.
Reclining Seat Coaches.

No. 153—Bi-Level FLAMBEAU "400" Daily

Chicago to Green Bay.
Coach Parlor Car.
Tap Lounge Car.
Dining Car.
Reclining Seat Coaches.
Chicago to Ashland.
Reclining Seat Coaches.

No. 160—Streamliner "400" Daily except Sunday

Milwaukee to Chicago.
Club Lounge Car.
Reclining Seat Coaches.

No. 162-212—THE IRON COUNTRY Daily

Ishpeming to Chicago.
Sleeping Car with Duplex Roomettes,
Double Bedrooms, and Compartment.
Reclining Seat Coaches.

No. 168—SHORELAND "400" Sundays Only

Menominee to Chicago.
Coaches.
Green Bay to Chicago.
Parlor Car with Drawing Room.
Diner Lounge Car. (to Milwaukee only.)
Reclining Seat Coach.

No. 206—Daily

Green Bay to Chicago.
Parlor Car with Drawing Room.
Dining Car.
Reclining Seat Coaches.

No. 209—Bi-Level PENINSULA "400" Daily

Chicago to Ishpeming.
Parlor Car. (Does not operate Saturdays.)
Reclining Seat Coaches.
Chicago to Green Bay.
Parlor Car. (Operates Saturdays only.)
Coach-Bar-Lounge Car.
Tap Lounge Car.
Dining Car.
Reclining Seat Coaches.

No. 211—Daily

Chicago to Green Bay.
Reclining Seat Coaches.

No. 212—NORTH WOODS FISHERMAN Daily

Ashland to Chicago.
Sleeping Cars with Sections, Roomettes,
and Bedrooms.
Reclining Seat Coaches.

No. 214—Bi-Level PENINSULA "400" Daily except Sunday

Ishpeming to Chicago.
Parlor Car.
Reclining Seat Coaches.
Green Bay to Chicago.
Parlor Car.
Coach-Bar Lounge Car.
Tap Lounge Car.
Dining Car.
Reclining Seat Coaches.

No. 214-240—Bi-Level PENINSULA "400" Sundays Only

Ishpeming to Chicago.
Reclining Seat Coaches.
Green Bay to Chicago.
Parlor Car.
Coach-Bar Lounge Car.
Tap Lounge Car.
Dining Car.
Reclining Seat Coaches.

No. 215—NORTH WOODS FISHERMAN Daily

Chicago to Ashland.
Sleeping Cars with Sections, Roomettes,
and Bedrooms.
Reclining Seat Coaches.
Chicago to Green Bay.
Dining Car.
Reclining Seat Coaches.

EQUIPMENT, Concluded

Parlor Cars are C. & N. W. owned and operated.

No. 215-161—THE IRON COUNTRY Daily

Chicago to Green Bay.
Dining Car.
Reclining Seat Coaches.
Chicago to Ishpeming
Sleeping Car with Duplex Roomettes,
Double Bedrooms and Compartment.
Occupancy at Ishpeming until 6:30 a.m.
Reclining Seat Coaches.

No. 216—Bi-Level FLAMBEAU "400" Daily

Green Bay to Chicago.
Coach Parlor Car.
Tap Lounge Car.
Dining Car.
Reclining Seat Coaches.
Ashland to Chicago.
Reclining Seat Coaches.

No. 217—Daily

Chicago to Green Bay.
Sleeping Car with Duplex Roomettes,
Double Bedrooms and Compartment.
(Ready for occupancy at Chicago
9:30 p.m.)

No. 224—Daily except Sunday

Green Bay to Chicago.
Sleeping Car with Duplex Roomettes,
Double Bedrooms, Compartment.
Occupancy at Chicago until 7:30 a.m.
On Sundays this car is set for occupancy at Green Bay at 9:00 p.m. and handled on Train #212 leaving Green Bay 1:25 a.m. Mondays.
Coaches.

No. 239—VALLEY "400" Sundays Only

Chicago to Menominee.
Coaches.
Chicago to Green Bay
Parlor Car with Drawing Room.
Diner Lounge Car.
Reclining Seat Coach.

No. 240—Bi-Level PENINSULA "400" Sundays Only

Green Bay to Chicago.
Parlor Car.
Tap Lounge Car.
Coach-Bar Lounge Car.
Dining Car.
Reclining Seat Coaches.

Nos. 400 and 401—TWIN CITIES "400" Daily

Between Chicago and St. Paul-Minneapolis
Observation Lounge Parlor Car.
Tap Lounge Car.
Dining Car.
Reclining Seat Coaches.

Nos. 400-518—TWIN CITIES & ROCHESTER "400's" Daily

Minneapolis-St. Paul to Chicago. (via
Madison.)
Reclining Seat Coaches.
Minneapolis to Wyeville.
Observation Lounge Parlor Car.
Dining Car.
Tap Lounge Car.
Wyeville to Chicago.
Parlor Car with Drawing Room.
Diner Lounge Car.

Nos. 507 and 508—Daily

Between Chicago and Madison.
Reclining Seat Coaches.

Nos. 510 and 511—DULUTH SUPERIOR LIMITED Daily

Between Chicago and Duluth.
Sleeping Car with Duplex Roomettes,
Double Bedrooms and Compartment.
(Occupancy at Chicago until 7:00 a.m.)
Reclining Seat Coaches.

No. 511-515—ROCHESTER SPECIAL Daily

Chicago to Mankato.
Sleeping Car with Duplex Roomettes,
Double Bedrooms and Compartment.
Reclining Seat, Leg Rest Coach.

No. 514-510—ROCHESTER SPECIAL Daily

Mankato to Chicago.
Sleeping Car with Duplex Roomettes,
Double Bedrooms and Compartment.
Reclining Seat, Leg Rest Coach.

Nos. 518 and 519—ROCHESTER "400" Daily

Between Chicago and Mankato.
Parlor Car with Drawing Room.
Diner Lounge Car.
Reclining Seat Coaches.

Nos. 519-401—ROCHESTER & TWIN CITIES "400's" Daily

Chicago to St. Paul-Minneapolis. (via
Madison.)
Reclining Seat Coaches.
Chicago to Wyeville.
Parlor Car with Drawing Room.
Diner Lounge Car.
Wyeville to Minneapolis.
Observation Lounge Parlor Car.
Dining Car.
Tap Lounge Car.

Railroad, Pullman and Parlor Car Fares

Fares shown below do not include 10% Federal Tax

The fares and arrangements shown herein are for information only and subject to change.

When at variance from those quoted in tariffs, the tariffs will always govern.

For explanation of Reference Notes see page 17.

CHICAGO, ILL.		One-Way		Round-Trip 6 Months Limit		Parlor Car Seat	Lower Berth	
To		Coach	First Class	Coach	First Class			
Appleton Jct., Wis.		\$5.06	\$7.07	\$9.15	\$12.75	\$1.50	\$5.80	
Ashland, Wis.		11.70	16.37	21.10	29.50	1.40	5.80	
Baraboo, Wis.		4.60	6.43	8.30	11.60	1.40	5.80	
Brookings, S. D.		15.79	22.07	28.45	39.75	Lower Berth from Mankato	\$5.80	
Clinton, Ia.		4.02		7.25				
DeKalb, Ill.		1.62		2.95				
Dixon, Ill.		2.72		4.90				
Duluth, Minn.		12.64	17.69	22.80	31.85		5.80	
Eagle River, Wis.		9.03	12.62	16.30	22.75	1.90	45.80	
Eau Claire, Wis.		8.58	11.99	15.45	21.60	1.90	5.80	
Escanaba, Mich.		8.62	12.05	15.55	21.70	1.90	5.80	
Fond du Lac, Wis.		4.08	5.70	7.35	10.30	1.35	5.80	
Green Bay, Wis.		5.45	7.61	9.85	13.70	1.50	5.80	
Huron, S. D.		17.77	24.85	32.00	44.75	Lower Berth from Mankato	\$5.80	
Ironwood, Mich.		10.77	15.06	19.40	27.15	1.90	5.80	
Ishtpeming, Mich.		9.95	13.92	17.95	25.10	2.30	5.80	
Land O'Lakes, Wis.		9.55	13.33	17.20	24.00	1.90	45.80	
Madison, Wis.		3.58	5.02	6.45	9.05	1.25	5.80	
Manitowoc, Wis.		4.54	6.34	8.20	11.45	1.40	5.80	
Mankato, Minn.		11.60	16.23	20.90	29.25	2.55	5.80	
Marquette, Wis.		6.80	9.51	12.25	17.15	1.85	5.80	
Menominee, Mich.		6.85	9.58	12.35	17.25	1.85	5.80	
Milwaukee, Wis.		2.34	3.29	4.25	5.95	1.05		
Minneapolis, Minn.		11.24	15.70	20.25	28.30	2.40		
Neenah-Menasha.		4.90	6.86	8.85	12.35	1.40	5.80	
Negaunee, Mich.		9.95	13.92	17.95	25.10	2.30	5.80	
Oshkosh, Wis.		4.55	6.37	8.20	11.50	1.40	5.80	
Racine, Wis.		1.86	2.39	3.35	4.35	.85		
Rapid City, S. D.		25.90	36.22	46.65	65.20	Lower Berth from Mankato	\$7.05	
Rhineland, Wis.		8.72	12.18	15.70	21.95	1.90	5.80	
Rochester, Minn.		9.54	13.37	17.20	24.10	2.10	5.80	
St. Paul, Minn.		10.93	15.29	19.70	27.55	2.40		
Sheboygan, Wis.		3.84	5.39	6.95	9.75	1.25	5.80	
Woodruff, Wis.		9.40	13.15	16.95	23.70	1.90	5.80	

MILWAUKEE, WIS.		One-Way		Round-Trip 6 Months Limit		Parlor Car Seat	Lower Berth	
To		Coach	First Class	Coach	First Class			
Appleton Jct., Wis.		\$2.72	\$3.78	\$4.90	\$6.85	\$1.10		
Ashland, Wis.		9.53	13.32	17.20	24.00	1.90	5.80	
Brookings, S. D.		14.19	19.88	25.55	35.80	Lower Berth from Mankato	\$5.80	
Chicago, Ill.		2.34	3.29	4.25	5.95	1.05		
Eagle River, Wis.		6.69	9.33	12.05	16.80	1.90	45.80	
Eau Claire, Wis.		6.58	9.21	11.85	16.60	1.75		
Escanaba, Mich.		6.27	8.77	11.30	15.80	1.65	5.80	
Evanston, Ill.		2.03	2.82	3.70	5.10	.95		
Green Bay, Wis.		3.11	4.34	5.60	7.85	1.15	5.80	
Ironwood, Mich.		8.43	11.78	15.20	21.25	1.90	5.80	
Marquette, Wis.		4.46	6.24	8.05	11.25	1.40	5.80	
Menominee, Mich.		4.51	6.31	8.15	11.40	1.40	5.80	
Minneapolis, Minn.		9.22	12.90	16.60	23.25	1.95		
Negaunee, Mich.		7.71	10.78	13.90	19.45	1.85	5.80	
Rhineland, Wis.		6.36	8.89	11.45	16.05	1.90	5.80	
Rochester, Minn.		7.71	10.78	13.90	19.45	1.85	5.80	
St. Paul, Minn.		8.95	12.51	16.15	22.55	1.95		
Woodruff, Wis.		7.06	9.87	12.75	17.80	1.90	5.80	

ST. PAUL, MINN.		One-Way		Round-Trip 6 Months Limit		Parlor Car Seat	
To		Coach	First Class	Coach	First Class		
Chicago, Ill.		\$10.93	\$15.29	\$19.70	\$27.55	\$2.40	
Evanston, Ill.		10.93	15.29	19.70	27.55	2.40	
Kenosha, Wis.		9.86	13.79	17.75	24.85	2.15	
Madison, Wis.		7.35	10.29	13.25	18.55	1.95	
Milwaukee, Wis.		8.95	12.51	16.15	22.55	1.95	
Racine, Wis.		9.58	13.39	17.25	24.15	2.10	

MINNEAPOLIS, MINN.		One-Way		Round-Trip 6 Months Limit		Parlor Car Seat	
To		Coach	First Class	Coach	First Class		
Chicago, Ill.		\$11.24	\$15.70	\$20.25	\$28.30	\$2.40	
Evanston, Ill.		11.24	15.70	20.25	28.30	2.40	
Kenosha, Wis.		10.14	14.19	18.30	25.55	2.15	
Madison, Wis.		7.65	10.70	13.80	19.30	1.95	
Milwaukee, Wis.		9.22	12.90	16.60	23.25	1.95	
Racine, Wis.		9.86	13.79	17.75	24.85	2.10	

SPECIAL COACH FARES

Subject to change.

Fares shown below do not include 10% Federal Tax.

Honored only on:
The TWIN CITIES "400" Between CHICAGO and ST. PAUL-MINNEAPOLIS and
The Rochester "400" Between CHICAGO and WYEVILLE, WISCONSIN.

CHICAGO, ILL.		One-Way		Round-Trip 3 Months Limit		MILWAUKEE, WIS.		One-Way		Round-Trip 3 Months Limit	
To		Coach	First Class	Coach	First Class	To		Coach	First Class	Coach	First Class
BARABOO, WIS.		\$ 4.40	\$ 7.95	\$ 4.40	\$ 7.95	MINNEAPOLIS, MINN.		\$ 7.75	\$13.95	\$ 7.75	\$13.95
EAU CLAIRE, WIS.		7.50	13.50	7.50	13.50	ST. PAUL, MINN.		7.50	13.50	7.50	13.50
MADISON, WIS.		2.95	5.35	2.95	5.35						
MINNEAPOLIS, MINN.		8.65	15.60	8.65	15.60						
ST. PAUL, MINN.		8.65	15.60	8.65	15.60						

MINNEAPOLIS, MINN.		One-Way		Round-Trip 3 Months Limit		ST. PAUL, MINN.		One-Way		Round-Trip 3 Months Limit	
To		Coach	First Class	Coach	First Class	To		Coach	First Class	Coach	First Class
EVANSTON, ILL.		\$ 8.65	\$15.60	\$ 8.65	\$15.60	EVANSTON, ILL.		\$ 8.65	\$15.60	\$ 8.65	\$15.60
KENOSHA, WIS.		8.65	15.60	8.65	15.60	KENOSHA, WIS.		8.64	15.60	8.64	15.60
MADISON, WIS.		7.00	12.60	7.00	12.60	MADISON, WIS.		6.80	12.25	6.80	12.25
MILWAUKEE, WIS.		7.75	13.95	7.75	13.95	MILWAUKEE, WIS.		7.50	13.50	7.50	13.50
RACINE, WIS.		8.54	15.40	8.54	15.40	RACINE, WIS.		8.29	14.95	8.29	14.95

NOTE:—Above fares apply for tickets which will be accepted for passage in coaches and also in parlor cars upon payment of parlor car seat charge. These fares are not applicable for family plan tickets.

Table For Computing Charges In Standard Pullman Sleeping Cars

Effective November 6, 1960.

Fares shown below do not include 10% Federal Tax.

Where Lower Berth Is	Upper Berth Is	DUPL'X ROOM-ETTE For One Person	ROOM-ETTE For One Person	BEDROOM		COMPARTMENT		BED-ROOM SUITE For Two or More
				For One Person	For Two Persons	For One Person	For Two or More	
\$ 5.80	\$ 4.40	\$ 6.35	\$ 8.10	\$11.90	\$14.75	\$12.55	\$15.85	\$23.85
7.05	5.40	7.85	9.95	14.40	17.50	15.10	18.95	28.75

Reference Notes for Page 16.

† For charges for other Pullman accommodations consult Agent. † See Special Coach Fare.

‡ Sleeping Car to Monico or Rhineland. § Seat to Green Bay.

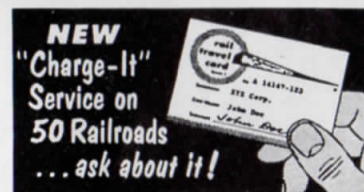
Why Not Use Our PREPAID TICKET ORDER PLAN?

Do you know Chicago and North Western Railway has a plan whereby you may purchase at your home railroad station an order for railroad service, to be used by a member of your family, or any other person you may designate, at some distant station anywhere in the United States or Canada.

Such prepaid orders may include railroad tickets, sleeping and parlor car tickets, and even cash for meals and other incidentals. Your railroad agent will handle them for you—by telegraph if necessary—and they will be delivered without service charge to any person you specify.

This service offers a safe and convenient way of providing tickets and other railroad service to students planning trips home at holiday and vacation time.

We invite you to try this free North Western service at the next opportunity. You'll like it!



Rail Connections from Chicago

Trains run daily unless otherwise indicated. Light figures indicate A.M. Dark figures indicate P.M.

Pennsylvania Railroad Union Station							
Lv. Chicago (CST)	A8.35	11.30	11.15	3.20	5.00	6.30	10.00
Ar. Pittsburgh (EST)		9.35		12.16	1.34	4.45	8.55
Ar. Washington				8.55			C6.20
Ar. No. Philadelphia		5.30		7.20	8.03	12.25	4.30
Ar. New York		7.30		8.55	9.30	2.35	6.05
Ar. Cincinnati (EST)			8.05				7.30
Ar. Norfolk (N&W)			5.15				12.04
Ar. Jacksonville(ACL)	B9.25						
Ar. Miami (FEC)	B5.40						

New York Central System La Salle Street Station							
Lv. Chicago (CST)	9.15	9.50	1.00	2.50	4.00	4.30	4.00
Ar. Cleveland (EST)				9.32			5.00
Ar. Detroit	4.05		7.05			10.10	11.54
Ar. Lafayette		12.50			6.12		6.20
Ar. Indianapolis		1.33			7.30		11.00
Ar. Cincinnati		5.50			10.55		10.15
Ar. Buffalo	9.50		12.05	12.50			4.00
Ar. Albany	3.51		5.14				11.00
Ar. New York	7.00		8.20			9.30	1.32
Ar. Boston				10.40			8.35
							10.15

Chesapeake & Ohio Ry. Grand Central Station				Grand Trunk-Can. Nat'l Dearborn Station			
Lv. Chicago (CST)	5.15	10.20		10.00	8.10	11.00	
Ar. Benton Harbor (EST)	8.27	11.50					
Ar. Grand Rapids	10.25	14.05					
Ar. Lansing				3.07	1.23	4.33	
Ar. Port Huron				5.35	3.55	9.00	
Ar. Toronto				10.45	8.55	3.25	
Ar. Montreal				47.30	46.00	110.30	
Ar. Quebec				1.30		5.40	

B. & O. R.R. Grand Central Station			Erie-Lackawanna R.R. Dearborn Station			N. Y. C. & St. L. R.R. La Salle Station		
Lv. Chicago (CST)	11.10	4.00	10.45	10.30	6.10	9.55	11.20	11.30
Ar. Cleveland (EST)							7.30	8.10
Ar. Akron				5.57	3.23	5.57		
Ar. Youngstown				7.06	4.44	7.15		
Ar. Buffalo							11.35	12.40
Ar. Pittsburgh	10.30	1.42	8.59					
Ar. Washington	6.30	8.40	4.40					
Ar. Baltimore	8.40	9.40	5.40					
Ar. New York				9.05	7.30	10.12	9.04	15.10

Illinois Central Railroad Grand Central Station					C & E. I. R.R. Dearborn Station		
Lv. Chicago (CST)	12.05	7.45	8.00	D9.15	4.30	4.45	7.30
Ar. St. Louis			1.40				3.45
Ar. Evansville							8.00
Ar. Atlanta (EST)							5.10
Ar. New Orleans	8.30	12.25		9.00		4.45	17.30
Ar. Jacksonville(EST)(ACL)				9.25			13.40
Ar. Miami (FEC)				D5.40		7.00	18.30
							6.30

C. B. & Q. R.R. Union Station		G. M. & O. R.R. Union Station		Wabash Ry. Dearborn Station		
Lv. Chicago (CST)	1.00	10.15	11.15	4.50	8.00	11.25
Ar. Joliet			11.55	9.03	12.15	11.00
Ar. Gatesburg	3.31	12.50				4.50
Ar. Quincy	5.25	3.15				11.50
Ar. Decatur						4.50
Ar. Springfield			2.33	7.56	12.48	4.00
Ar. St. Louis			4.43	10.00	3.15	7.08
Ar. Kansas City	8.55	7.35				4.35
						10.15
						7.20

A. T. & S. F. Ry. Dearborn Station					C. R. I. & P. R.R. La Salle Street Station			
Lv. Chicago (CST)	9.00	11.00	3.15	6.00	6.30	10.00	10.30	1.00
Ar. Joliet	9.50	11.55	4.05	6.50	7.20	10.50		6.45
Ar. Peoria							1.30	9.25
Ar. Kansas City	4.35	8.50	10.30	1.30	1.55	7.00		7.55
Ar. Albuquerque (MST)	7.30	4.45			4.15			
Ar. Phoenix		8.30	8.30		8.30		#12.15	#2.25
Ar. Los Angeles (PST)	11.15	12.10			8.00		8.30	11.00
Ar. San Diego	5.00	5.15			1.15			
Ar. Ft. Worth (CST)	6.30			12.55				9.20
Ar. Dallas	7.45			1.55				E11.25
Ar. Houston				7.00				

Reference Notes

- (CST) Central Standard Time.
- (EST) Eastern Standard Time.
- (PST) Pacific Standard Time.
- † Except Saturday. † Except Sunday.
- ‡ Except Monday. k Saturday only.
- # Central Station. ‡ Windsor Station.
- Via Southern Pacific Lines.
- ▲ Via Louisville & Nashville RR. Co.
- ▲ Runs Odd dates in Oct., Jan. and Apr., Even dates in Nov., Dec., Feb. and March.
- a Arrives New York 11:12 a.m. on Sunday morning.
- B Runs Odd dates in Nov., Dec., Feb. and March, Even dates in Oct., Jan. and April.
- C Passengers change trains.
- D Lv. Chicago Oct. 30, Nov. 1, 3, 5 and every other day thereafter.
- E Bus connection.

