

NORTHERN PACIFIC RAILWAY COMPANY

GENERAL OFFICE

176 E. 5th Street, St. Paul, Minnesota 55101
Tel. CApital 2-7773

WESTERN HEADQUARTERS

Central Building, 810 Third Ave.
Seattle, Washington 98104, Tel. MAin 3-5560

E. M. Stevenson, Vice President, Traffic, St. Paul, Minn. 55101

F. G. Scott, Passenger Traffic Manager St. Paul, Minn.
Leonard Holmstrom, Asst. Passenger Traffic Manager St. Paul, Minn.
M. L. Thomson, Western Passenger Traffic Manager Seattle, Wash.
W. A. Gustafson, Manager Advertising and Publicity St. Paul, Minn.
E. P. Reswick, Manager, Mail, Baggage and Express Traffic St. Paul, Minn.

Aberdeen, Wash. 98520, Union Sta. Tel. LEnox 2-2140 H. J. BOND General Agent	Grand Forks, N. D. 58201, N. P. Sta. Tel. 774-9431 L. E. WILLIAMS General Agent	Rochester, Minn. 55901 Tel. AT 2-2072 105 1/2 2nd Ave. S.W. C. F. DAY Joint Ticket Agent
Atlanta, Ga. 30303 Tel. 524-8119 1313 Healey Bldg. J. A. MARSHALL Gen. S. E. Agent	Helena, Mont. 59601 N. P. Station, Tel. 442-1660 S. E. PALMER City Passenger and Ticket Agent	St. Louis, Mo. 63102 GARfield 1-3280 840 Boatmen's Bk. Bldg. E. A. KOVACS General Agent
Bellingham, Wash. 98225 Tel. 733-1940 E. T. AUNE General Agent	Kansas City, Mo. 64105 Tel. Victor 2-3141 411-13 Board of Trade Building K. A. TROWBRIDGE General Agent	St. Paul, Minn. 55102 Tel. CApital 2-7773 Hotel St. Paul (St. Peter St. at 5th St.) H. R. CORRON General Agent, Passenger Department E. P. BRUBERS Terminal Agent Union Station, Phone CA 4-7681
Billings, Mont. 59101, N. P. Bldg. Tel. 259-4521 D. J. POWERS General Agent B. R. BAILEY Depot Ticket Agent, Union Station	Lewiston, Idaho 83501 Tel. SHERwood 3-8583 Union Station. C. W. MECKSTROTH General Agent	St. Paul, Minn. 55101 Tel. CApital 2-7773 Northern Pacific Bldg. K. A. KNUXTSON Asst. General Frt. Agent
Bozeman, Mont., L. D. A. REEL Agent	Livingston, Mont., C. R. AVERY Agent	San Francisco, Cal. 94105 Tel. 781-1078 1003 Monadnock Bldg. DANIEL TINNEY General Agent
Bremerton, Wash. 98310 Tel. ESsex 7-3791 Doug Fox Travel Service Agent 236 First Street	Los Angeles, Cal. 90014 Telephone MADison 7-3221 610 South Main St., Room 464. SPENCER A. JEWELL General Agent	Seattle, Wash. 98104, 800 Third Ave. Central Bldg., R. K. ROBINSON General Agent, Pass. Dept. C. H. PICKRELL, Alaska Passenger Representative R. E. COOPER, Manager, Reservation Bureau. City Ticket Office Tel. MAin 3-5560
Buffalo, New York 14203 Tel. TL4-6822 601 Ellcott Sq. GEORGE A. HOLM General Agent	Milwaukee, Wis. 53203 Tel. BR 6-2815 913 Majestic Bldg. and 6-2816 G. E. THORNE General Agent	R. W. GEIERMANN City Ticket Agent D. J. RIEPE King St. Station Depot Ticket Agent
Butte, Mont. 59701, N. P. Sta. Tel. 792-2520 E. H. KNOWLES General Agent Depot Ticket Office, N. P. Station Tel. 723-3275 D. CHEW City Passenger and Ticket Agent	Minneapolis, Minn. 55402 Tel. 339-4833 101 South 7th St., (at Marquette) (Roanoke Bldg.) J. A. BEATTY Assistant General Passenger Agent O. E. HERMAN Depot Ticket Agent Hennepin Ave. Sta., Phone 333-0124	Freight Department— M. J. DELMORE General Agent, Freight Dept.
Chicago, Ill. 60603 Tel. Financial 6-6776 1172 Marquette Bldg., 140 South Dearborn St. H. F. COMPTON General Agent Passenger Department H. J. SPENCE Assistant Freight Traffic Manager	Minneapolis, Minn. 55402 Tel. 339-9146 607 Marquette Ave., Room 200. R. E. MCCOURTNEY Asst. General Freight Agent	Spokane, Wash. 99204, Northern Pacific Station, W. 221 First Ave., Telephone MADison 4-5321 W. J. RIDDELL General Agent
Cincinnati, O. 45202 Tel. 241-5938 1409-10 Carew Tower M. F. CONNOR General Agent	Missoula, Mont. 59801 Tel. 543-3161 RICHARD ROTH General Agent W. A. BROULETTE Passenger Agent	Superior, Wis. 54881 Tel. 394-7602 G. L. SPANIOL Union Depot Ticket Agent
Cleveland, O. 44113 Tel. MAin 1-2846 1334 Term. Tower Bldg. L. A. GINDLING General Agent	New York, N. Y. 10020 Phone Circle 6-4053 630 Fifth Ave., Room 605. C. E. MOEHRING Eastern Freight Traffic Mgr. J. R. PATTERSON Assistant Traffic Manager W. C. HAVENS General Agent Passenger Dept.	Tacoma, Wash. 98402, Union Station, Tel. MA7-4155 Tel. Pass. Dept. BR2-2626; Traffic FU3-1428 G. T. FLYNN Asst. Gen. Frt. and Pass. Agent H. M. NELSEN Depot Ticket Agent, Union Station
Dallas, Tex. 75201 Tel. Rlverside 7-7872 1009 Kirby Bldg. E. A. CASSELL General Agent	Oakland, Cal. 94612 Tel. 451-8717 611 Central Bldg. J. V. KRISMAN General Agent	Toronto 1, Ont., Rm. C-29, Un. Sta. Phone 364-2028 C. G. WATTAM General Agent
Denver, Colo. 80202, 702 Ry. Ex. Bldg. Tel. 244-3743 S. F. FITZPATRICK General Agent	Omaha, Neb. 68102 Phone 341-7177 309 W. O. W. Bldg. A. G. ANDERSON General Agent	Vancouver 1, B. C., 516 Stock Exchange Bldg., 475 Howe St., Tel. MUTual 3-2461 J. M. RICHMOND General Agent
Detroit, Mich. 48226 Tel. Woodward 2-4934-2-4935 810 Lafayette Bldg. WALTER WESTMAN, G. F. & P. A.	Pasco, Wash. 99301 547-8495 H. P. WOULD General Agent Ticket Office Northern Pacific Depot	Walla Walla, Wash. 99362, N. P. Sta. Tel. Jackson 5-0740 G. B. NELSON General Agent
Duluth, Minn. 55802 Tel. RA. 2-8353 Union Depot, Rm. 111. T. O. KIRKVOLD A. G. F. & P. A. S. L. HUDSON Depot Ticket Agent	Philadelphia, Pa. 19109 Tel. KIngsey 5-0181 123 So. Broad St., Room 926. R. W. THOEMKE General Agent	Washington, D. C. 20005, 500 Shoreham Bldg., Tel. NAional 8-8670 and 8-8671 Passenger Department— E. K. KREMER District Passenger Agent Freight Department— R. W. THOEMKE General Agent
Edmonton, Alta. Tel. 424-4454 10201-104th St., Room 409. R. W. DONALDSON General Agent	Pittsburgh, Pa. 15222 Tel. ATLantic 1-0306 608-9 Park Bldg. CARL A. SCHELLY General Agent	Winnipeg 1, Man., 40 Trans-Canada Bldg., Tel. 942-7947, 942-7946 K. R. RUE General Agent
Eugene, Oregon 97401 Tel. 342-1271 Cascade Bldg. J. E. BECKWITH General Agent	Portland, Ore. 97204 Tel. 227-0415 City Ticket Office, 439 S. W. 6th Ave. A. T. MERCER Gen. Agent Passenger Dept. F. M. SMITH Depot Ticket Agent Union Station, Phone CA 7-3421	Winston-Salem, N. C. 27101, 208 Wachovia Bldg., Tel. 723-1132 L. O. MOE Dist. Frt. and Pass. Agent
Everett, Wash. 98201 Tel. ALpine 9-1117 2631 Broadway. C. H. WILSON General Agent	Portland, Ore. 97205 Phone 227-0423 707 Amer. Bk. Bldg. W. D. MILLER Gen. Freight Agent	Yakima, Wash. 98901 Tel. CH 8-2031 J. H. HALVORSEN General Agent
Fargo, N. D. 58103 Phone ADams 5-7544 R. W. CRAN A. G. F. & P. A. N. S. LIVERS Agent, Pass. Station		

NORTHERN PACIFIC RAILWAY COMPANY

TIME TABLE

FALL AND WINTER, ISSUED OCT. 30, 1966



Route of the *Streamlined*

MAINSTREETER

SCENIC ROUTE TO THE PACIFIC NORTHWEST

NORTHERN PACIFIC RAILWAY COMPANY

TIME TABLE

FALL AND WINTER, ISSUED OCT. 30, 1966



Route of the *Vista-Dome*

NORTH COAST LIMITED

- STEWARDESS NURSE
- PULLMANS
- SLUMBERCOACH
- VISTA-DOMES

INDEX TO STATIONS—Continued

Table listing station names, table numbers, and altitudes. Includes entries for Jacques, Ida., Jamestown, N.D., Janet, N.D., Jenkens, Minn., Jessie, N.D., Joel, Ida., Johnson, Wash., Johnston, N.D., Juliette, N.D., Juliette, Mont., Joppa, Mont., Josephine, N.D., Jud, N.D., Judson, N.D., Juliaetta, Ida., Junction City, Ore., Kahloma, Wash., Kalispell, Mont., Kamiah, Ida., Kamm, Mont., Kanaskat, Wash., Kankel, Minn., Kansas City, Mo., Kathryn, N.D., Keith, Wash., Kelliher, Minn., Kellogg, N.D., Kelly, N.D., Kelson-Longview, Wash., Kendrick, Ida., Kennewick, Wash., Kenspur, Mont., Kent, Wash., Ketrone, Wash., Keystone, Wash., Key West, Minn., Kilder, N.D., Kimberley, Minn., Kiona, Wash., Kirkland, Wash., Kirby, Wyo., Kllickitat, Wash., Klondyke, Minn., Knowles, Mont., Kohr, Mont., Koldok, N.D., Kooskia, Ida., Kootenai, Ida., Kyro, Wash., Labelle, Minn., Lacey, Wash., La Crosse, Wyo., Lake, Wash., Lake Hubert, Minn., Lake Park, Minn., Lakeview, Wash., Lake Williams, N.D., Lallie, N.D., Lamar, Wash., Lamont, Wash., La Moure, N.D., Lantry, Mont., Lantz, Wash., Laporte, Minn., Lapwai, Ida., Lark, N.D., Larson, Ida., Laurel, Mont., Laurin, Mont., Lavinia, Minn., Leavenworth, Kan., Lebam, Wash., Lee, Minn., Lee, Wash., Leeds, N.D., LeGrow, Wash., Lehigh, N.D., Lenore, Ida., Leon, Wash., Leonard, N.D., Lester, Wash., Letellier, Man., Levey, Wash., Lewark, Mont., Lewiston, Ida., Lichty, Wash., Light, Minn., Lincoln, Minn., Lincoln, Neb., Lind, Wash., Lindsay, Mont., Linton, Ore., Linton, N.D., Lisbon, N.D., Littchville, N.D., Littell, Wash., Little Falls, Minn., Littlefork, Minn., Little Rock, Wash., Livingston, Mont., Lockwood, Mont., Lodge Grass, Mont., Loerch, Minn., Logan, Mont., Long, Wash., Lombard, Mont., Longmont, Col., Longview, Wash., Lookout, Mont., Lookout, N.D., Los Angeles, Cal., Lothrop, Mont., Louisville, Mont., Loveland, Col., Lowell, Wash., Lucas, Minn., Lyle, Wash., Lyons, N.D., MacArthur, N.D., McChord Field, Wash., McClain, Wash., McClary, Wash., McCluskey, N.D., McCormick, Ore., McCoy, Wash., McCrede, Wash., McDonald, Mont., McGregor, Minn., McHenry, N.D., McHenry, N.D., McMuray, Wash., McNary, Wash., McQuarrie, Mont., Mabton, Wash., Macal, Wash., Machias, Wash., Madoc, Wash., Magnolia, N.D., Mahtomedi, Minn., Mahtowa, Minn., Malone, Wash., Maltbody, Wash., Manahattan, Mont., Manitoba Jct., Minn., Maple, Wis., Mapleton, N.D., Margie, Minn., Marion, N.D., Markham, Wash., Marmac, Wash., Marshall, Wash., Martin, Wash., Martins Bluff, Wash., Martyhill, Wash., Mason, Mont., Maxwell, Mont., Maywood, Wash., Medberry, N.D., Medical Lake, Wn., Medina, N.D., Medora, N.D., Mekinock, N.D., Melville, N.D., Melvin, Minn., Mendota, Wash., Menlo, Wash., Mercer, N.D., Merrin, Minn., Merriman, Mont., Mesa, Wash., Meskill, Wash., Mildred, Minn., Miles City, Mont., Millwood, Wash., Milnor, N.D., Milton (Freewater) Ore., Mima, Wash., Mine S, Wash., Minneapolis, Minn., Minnewaukan, N.D., Minnick, Wash., Mirror Lake, Wash., Misko, Mont., Mission, B. C., Mission, Mont., Mission Creek, Minn., Misoulia, Mont., Mizpah, Minn., Mock, Wash., Moclips, Wash., Moffitt, N.D., Moise, Mont., Molt, Mont., Mondovi, Wash., Monohon, Wash., Montague, Mont., Montborne, Wash., Monte, Wash., Montellis, Mont., Montesano, Wash., Montpelier, N.D., Mookax, Wash., Moorcroft, Wyo., Moorerton, N.D., Moorhead, Minn., Moose Lake, Minn., Moquah, Wis., Morgan Park, Minn., Morris, Minn., Moscow, Ida., Mose, N.D., Mossmain, Mont., Mott, N.D., Mount, Minn., Mount Pleasant, Wash., Moxee City, Wash., M.U. Transfer, Mont., Muir, Mont., Mullan, Ida., Murn, Mont., Muskeg, Wis., Muskegon, Minn., Myers, Mont., Myra, N.D., Myrtle, Ore., Myrtle, Ida., Naches, Wash., Nagawong, Wash., Nakoda, Minn., Nalpage, Wash., Napavine, Wash., Nary, Minn., Nelson, Wash., Newcastle, Wyo., New Chicago, Mont., New Duluth, Minn., New Leipzig, N.D., Newlon, Mont., New Rockford, N.D., New Salem, N.D., Newton, Mont., New York Mills, Minn., Nibbe, Mont., Nichols, Mont., Nimrod, Mont., Nisqually, Wash., Nisswa, Minn., Nome, N.D., Nooksack, Wash., Norris, Mont., North Almont, N.D., North Bend, Wash., No. Bonneville, Wash., No. Branch, Minn., Northdale, Wash., No. Lapwai, Ida., Northome, Minn., North Pine, Wash., North Plains, Ore., No. Portland, Ore., No. Prosser, Wash., Noxon, Mont., Oakes, N.D., Oakesdale, Wash., Oak Lake, Minn., Okaville, Wash., Okem, Wash., O'Brien, Wash., Odair, Wash., Oden, Ida., Odessa, N.D., Olequa, Wash., Ollie, Mont., Olympia, Wash., Omaha, Neb., Onslow, Wash., Orilla, Wash., Oriska, N.D., Orfing, Ida., Orfing, Wash., Oso, Wash., Ostrander, Wash., Otis Orchards, Wash., Outlook, Wash., Owens, Mont., Pablo, Mont., Pacific Beach, Wash., Paddock, Wash., Paha, Wash., Palmer, Wash., Palmer Jct., Wash., Palouse, Wash., Paradies, Ida., Paradise, Mont., Park, Wash., Park City, Mont., Parker, Wash., Parkhurst, N.D., Parkwater, Wash., Pasco, Wash., Paterson, Wash., Peak, N.D., Peck, Idaho., Peoria, Ill., Pedigo, Wash., Pembina, N.D., Penawawa, Wash., Penfield, Ore., Peoria, Ill., Pequot Lakes, Minn., Perault, Minn., Perham, Minn., Perma, Mont., Perry, Wash., Pettibone, N.D., Phillipsburg, Minn., Phillipsburg, Mont., Picardville, N.D., Pickard, Wash., Pierce, N.D., Pifer, Wash., Piller, Wash., Piller, Wash., Piller, Minn., Pine City, Minn., Pine River, Minn., Pingree, N.D., Pipestone, Mont., Pitt, Wash., Pittsburg, N.D., Placer, Mont., Plains, Mont., Plains, Mont., Plaza, Wash., Pleasant View, Wash., Pluvius, Wash., Plymouth, Wash., Polson, Mont., Pomona, Wash., Pompey's Pillar, Mont., Pony, Mont., Portar, Wash., Portar Jct., Man., Porter, Wash., Portland, Ore., Post, Mont., Post Falls, Ida., Powell, Wyo., Pray, Mont., Preston, Wash., Price, N.D., Pringle, Wash., Prosser, Wash., Providence, Wash., Pullman, Wash., Pullman Jct., Wash., Puyallup, Wash., Rider, N.D., Ridgefield, Wash., Ridgefield, Minn., Riffle, Wash., Rimrod, Mont., Ring, Ore., Riparia, Wash., Ritell, Wash., Ritzville, Wash., Rivulet, Mont., Roberts, Mont., Robinson, N.D., Rodna, Wash., Rock Creek, Minn., Rocker, Mont., Rocklyn, Wash., Rockvale, Mont., Rockwell, Wash., Rodna, Wash., Rogers, N.D., Ronald, Wash., Ronan, Mont., Roosevelt, Wash., Rosalia, Ore., Rosebud, Mont., Roslyn, Wash., Rossburg, Minn., Roy, Wash., Royalton, Minn., Roza, Wash., Rulo, Wash., Rush City, Minn., Rutledge, Minn., Ryderwood, Wash., Ste. Agathe, Man., St. Clair, Wn., St. Cloud, Minn., St. Helens, Ore., St. Ignatius, Mont., St. J. Baptiste, Man., St. Joseph, Mo., St. Regis, Mont., St. Paul, Minn., Sagemoor, Wash., Salem, Ore., Salmon, Idaho., Saltese, Mont., Sampson, Mont., Sanborn, N.D., Sanders, Mont., Sandpoint, Ida., San Francisco, Calif., Sanger, N.D., Sarnoff, Wash., Sappington, Mont., Sartell, Minn., Satsop, Wash., Satus, Wash., Sauk Centre, Minn., Sauk Rapids, Minn., Savage, Mont., Sawyer, Minn., Sawyer, Wash., Sawtooth, Wash., Scanlon, Minn., Schley, Mont., Schrag, Wash., Scoria, N.D., Seaside, Ore., Seattle, Wash., Sedro-Woolley, Wn., Selah, Wash., Seneca, Neb., Serrano, Ore., Seward, Neb., Shano, Wash., Shaw, Wash., Sheldon, N.D., Shelton, Wash., Sheomet, Wash., Shepard, N.D., Shepherd, Mont., Sheridan, Mont., Sheridan, Wyo., Sherrill, Wash., Shirley, Mont., Short Line Park, Minn., Sidney, Mont., Silesia, Mont., Silver Beach, Wash., Silverdale, Wash., Silver Gate, Mont., Silver Star, Mont., Sinclair, Wash., Sioux City, Ia., Skamania, Wash., Skones, Mont., Skyline, Mont., Slater, Wash., Slater, Wash., Smead, Mont., Smetz, Ore., Snake River, Wash., Snake River Jct., Wash., Snohomah, Wash., Snoqualmie, Wash., Snoqualmie Falls, Wash., Solen, N.D., So. Aberdeen, Wash., South Bend, Wash., So. Clatsop, Wash., South Heart, N.D., South Prairie, Wash., South Tacoma, Wn., Spalding, Ida., Spangle, Wash., Sperry, Wash., Sphinx, Mont., Spire Rock, Mont., Spiritwood, N.D., Spokane, Wash., Sprague, Wash., Spring Creek, Wash., Springdale, Mont., Spring Gulch, Mont., Spurling, Mont., Spurgeon, Minn., Staley, Wash., Stamped, Wash., Standard, Wash., Stanton, N.D., Stanton, Ore., St. Anthony, Minn., Starbuck, Minn., Ste. Agathe, Man., Stearnsville, Wash., Steele, N.D., Stellacoomb, Wash., Sterling, N.D., Stevenson, Wash., Stevensville, Mont., Still, N.D., Stillwater, Minn., Stillman, Wash., Stipek, Mont., Strum, N.D., Stites, Ida., Stockton, Cal., Sturgeon Lake, Minn., Sturtevant, Wash., Sully Springs, N.D., Sumas, Wash., Summer, Wash., Sundale, Wash., Sunny, N.D., Sunnyside, Wash., Sunnyside Jct., Wash., Sunshine, Wash., Superior, Mont., Superior, Wis., Swanville, Minn., Sweet Briar, N.D., Sweetwater, Ida., Swinney, N.D., Syre, Minn., Tacoma, Wash., Taft, Mont., Talc, Mont., Tamarack, Minn., Tappen, N.D., Taylor, N.D., Temwik, N.D., Tenor, Mont., Tenstrike, Minn., Terrace Heights, Mont., Terry, Mont., Thelan, N.D., Thermopolis, Wyo., Thiel, Wash., Thomas, Wash., Thomas Falls, Mt., Thomson, Minn., Thornwood, Wash., Thorp, Wash., Thrall, Wash., Three Forks, Mont., Tieton, Wash., Tigar, Ore., Timmer, N.D., Titlow, Wash., Tokio, Wash., Topka, Minn., Toppensish, Wash., Toppensish, Wash., Toston, Mont., Towal, Wash., Towanda, Wash., Tower City, N.D., Townsend, Mont., Trout Creek, Mont., Troy, Ida., Tualatin, Ore., Tucker, Mont., Tulips, Wash., Turtle Lake, N.D., Turtle River, Minn., Tuscior, Mont., Tuser, Mont., Tuttle, N.D., Twin Bridges, Mont., Twin Valley, Minn., Ulen, Minn., Ulmer, Mont., Umantun, Wash., Underwood, Minn., Underwood, Wash., Union Gap, Wash., Union Mill, Wash., Uniontown, Wash., University, Wash., Upton, Wyo., Urbana, N.D., Vader, Wash., Vale, Wash., Valley City, N.D., Vancouver, B. C., Vancouver, Wash., Vancouver, Wash., West End, Mont., West Fargo, N.D., Westport, Minn., Westport, Ore., West Tenino, Wash., West Woodburn, Ore., Wetico, Wash., Wheatland, N.D., Wheat Basin, Mont., Wheeler, Wash., Wheelock, Minn., Whelan, Wash., Whitcomb, Wash., White Bear Lake, Minn., Whitehall, Mont., White Pine, Mont., White Swan, Wash., Whites, Wash., Wibaux, Mont., Wickham, Wash., Wilbur, Wash., Wilburton, Wash., Wilkeson, Wash., Wilkesboro, Ore., Willapa, Wash., Willis, Mont., Willow Creek, Mont., Willow, Wash., Wisal, Wash., Wilsonville, Ore., Wilton, N.D., Windust, Wash., Windsor, N.D., Wing, N.D., Winlock, Wash., Winnipeg, Man., Winona, Minn., Winston, Mont., Wisram, Wash., Weeks, Wash., Weiser, Minn., Wethering, Minn., Woodinville, Wash., Woodland, Wash., Woodlin, Mont., Woods, N.D., Wordworth, N.D., Worden, Mont., Wrenshall, Minn., Wright, Minn., Wrights, Wash., Wymer, Wash., Wyndmere, N.D., Wyola, Mont., Wyoming, Minn., Yakima, Wash., Yardley, Wash., Yates, Mont., Yegen, Mont., Yellowknife Nat'l Park, Yellapit, Wash., Yellowstone Nat'l Park, Yelm, Wash., York, Neb., Youngs Point, Mont., Ypsilanti, N.D., Zapp, N.D., Zillah, Wash.

INDEX TO STATIONS—Continued

Table listing station names, table numbers, and altitudes. Includes entries for Trout Creek, Mont., Troy, Ida., Tualatin, Ore., Tucker, Mont., Tulips, Wash., Turtle Lake, N.D., Turtle River, Minn., Tuscior, Mont., Tuser, Mont., Tuttle, N.D., Twin Bridges, Mont., Twin Valley, Minn., Ulen, Minn., Ulmer, Mont., Umantun, Wash., Underwood, Minn., Underwood, Wash., Union Gap, Wash., Union Mill, Wash., Uniontown, Wash., University, Wash., Upton, Wyo., Urbana, N.D., Vader, Wash., Vale, Wash., Valley City, N.D., Vancouver, B. C., Vancouver, Wash., Vancouver, Wash., West End, Mont., West Fargo, N.D., Westport, Minn., Westport, Ore., West Tenino, Wash., West Woodburn, Ore., Verona, N.D., Victor, Mont., Villard, Minn., Vining, Minn., Virginia City, Mont., Vista, Wash., Voss, N.D., Waco, Mont., Wabash, Wash., Wadena, Minn., Wahkiakus, Wash., Wahpeton, N.D., Waitsburg, Wash., Walker, Minn., Walker, Wash., Wallace, Ida., Walla Walla, Wash., Wall Lake, Minn., Wallula, Wash., Walum, N.D., Wapato, Wash., Warden, Wash., Ward Springs, Minn., Warm Springs, Mont., Warren, N.D., Warrenton, Ore., Warwick, Wash., Washougal, Wash., Washtucna, Wash., Watah, Minn., Watosco, Minn., Wauna, Ore., Weed, Mont., Weeks, Wash., Weikel, Wash., Welch, Mont., Welland, Wash., Wellington, Col., Wendover, Wyo., Wentworth, Wis., Werner, N.D., West Duluth, Minn., West End, Mont., West Fargo, N.D., Westport, Minn., Westport, Ore., West Tenino, Wash., West Woodburn, Ore., Wetico, Wash., Wheatland, N.D., Wheat Basin, Mont., Wheeler, Wash., Wheelock, Minn., Whelan, Wash., Whitcomb, Wash., White Bear Lake, Minn., Whitehall, Mont., White Pine, Mont., White Swan, Wash., Whites, Wash., Wibaux, Mont., Wickham, Wash., Wilbur, Wash., Wilburton, Wash., Wilkeson, Wash., Wilkesboro, Ore., Willapa, Wash., Willis, Mont., Willow Creek, Mont., Willow, Wash., Wisal, Wash., Wilsonville, Ore., Wilton, N.D., Windust, Wash., Windsor, N.D., Wing, N.D., Winlock, Wash., Winnipeg, Man., Winona, Minn., Winston, Mont., Wisram, Wash., Weeks, Wash., Weiser, Minn., Wethering, Minn., Woodinville, Wash., Woodland, Wash., Woodlin, Mont., Woods, N.D., Wordworth, N.D., Worden, Mont., Wrenshall, Minn., Wright, Minn., Wrights, Wash., Wymer, Wash., Wyndmere, N.D., Wyola, Mont., Wyoming, Minn., Yakima, Wash., Yardley, Wash., Yates, Mont., Yegen, Mont., Yellowknife Nat'l Park, Yellapit, Wash., Yellowstone Nat'l Park, Yelm, Wash., York, Neb., Youngs Point, Mont., Ypsilanti, N.D., Zapp, N.D., Zillah, Wash.

Station is located on line indicated by the table number but not shown in the table folder. No passenger service—Line not shown in this folder. Freight service only.

Advertisement for 'JUST PHONE for rail tickets and reservations'. Includes an illustration of a woman on a telephone and text: 'Call your nearest N.P. Agent for Travel Help. He'll send your Tickets and Reservations to you by mail. No traffic or parking problems. Remember this convenient service, when planning your next trip. TO SUPPLEMENT REGULAR DINING CAR SERVICE... SNACKS, SELECT MEALS and a la carte service are available at moderate prices in the buffet of Traveller's Rest Car on the North Coast Limited. Continuous service after 7:00 am. For example: Breakfasts 75¢ to \$1.95; Luncheons and Dinners 50¢ to \$2.10; Sandwiches 50¢ to 95¢; Coffee (pot) 30¢; Tea (pot) 25¢; Milk 25¢.



"Famously Good" FOOD. Below are shown some typical table d'hote meals served in Dining Cars on the North Coast Limited. In addition, there is a wide variety of a la carte dishes, popularly priced.

CLUB BREAKFASTS—\$1.50 to \$2.10. Example of \$1.95 Breakfast. Choice of One: Chilled Fruit Juice or Chilled Fruit (in season) Or Dry or Cooked Cereal with Cream. Grilled Bacon or Link Sausage with Two Eggs. Toast or Muffins, with Butter or Preserves. Coffee, Tea, Postum, Milk.

LUNCHEON SUGGESTION—\$2.40. Broiled Fresh Fish in Season or Italian Style Spaghetti, Meat Balls, Parmesan Cheese. Choice of Two: Whipped Potatoes, Whole Kernel Corn, Vegetable Salad. Luncheon Roll and Butter. Coffee, Tea, Milk.

SALAD SUGGESTION—\$1.95. Combination Salad, Strips of Turkey Breast, N. P. Dressing. Ry-Krisp, Melba Toast. Coffee, Vanilla Ice Cream, Tea, Milk.

DINNER SUGGESTIONS. Table d'Hotel. Garden Vegetable Soup Julienne or Chilled Grapefruit Juice. Sweet Gherkin Pickles or Pickled Mushrooms. Broiled Fresh Fish in Season. \$3.35. Roast Choice Ribs of Beef, au Natural. \$3.85. Breaded Veal Cutlet, Italian Style. \$3.75. Broiled 8-oz. Tenderloin Steak. \$4.20. N. P. Big Baked Potato. Sour Cream. Stringless Green Beans, Buttered. Hot Walnut Muffins, Butter. Hol-Ry. Coffee, Tea, Milk. Broiled Select 16-ounce New York Cut Sirloin Steak, Fresh Mushrooms, with Above Dinner \$5.50. Choice of Freshly Baked Pie, Ice Cream or Sherbet 25c Additional with Above Meals.

SPECIAL MENUS FOR CHILDREN. Club Breakfasts, 75c to 95c. Club Luncheons, 85c to 95c; Club Dinners, 90c to 95c. Also a variety of Special a la carte items.

Station is located on line indicated by the table number, but not shown in the table in the folder. No passenger service—Line not shown in this folder. Freight service only.

The Vista-Dome NORTH COAST LIMITED

No. 25—Daily—West Example of Daily Service		Miles	Completely Air-Conditioned, Wire-Recorded Music, Controlled Radio Reception, Stewardess-Nurse Service	No. 26—Daily—East Example of Daily Service	
Central Time					
Sunday	1 15 pm	0	Lv. CHICAGO (C. B. & Q.) Ar.	2 00 pm	Tuesday
"	8 00 pm	427	Ar. ST. PAUL Lv.	7 15 am	"
"	8 25 pm	0	Lv. ST. PAUL, via N. P. Ry. Ar.	6 40 am	"
"	8 50 pm	11	Ar. MINNEAPOLIS Lv.	6 15 am	"
"	9 00 pm	11	Lv. MINNEAPOLIS Ar.	6 10 am	"
"	7 25 pm	0	Lv. DULUTH Ar.	6 57 am	Tuesday
"	7 38 pm	4	Lv. SUPERIOR Ar.	6 45 am	"
Monday	12 53 am	252	Ar. Fargo Ar.	1 35 am	Tuesday
"	2 32 am	344	Ar. Jamestown Lv.	12 03 am	"
"	4 15 am	446	Ar. Bismarck Lv.	10 14 pm	Monday
Mountain Time					
"	3 42 am	451	Ar. Mandan Ar.	8 58 pm	"
"	5 23 am	552	Ar. Dickinson Lv.	7 14 pm	"
"	7 17 am	657	Ar. Glendive Lv.	5 16 pm	"
"	8 43 am	735	Ar. Miles City Lv.	3 45 pm	"
"	9 41 am	781	Ar. Forsyth Lv.	2 57 pm	"
"	11 24 am	882	Ar. Billings Lv.	1 12 pm	"
Yellowstone Park Gateways					
Billings-Red Lodge—See Table 25					
Billings-Cody—See Table 25A					
Livingston-Gardiner—See Table 24					
"	1 32 pm	998	Ar. Livingston Lv.	11 06 am	"
"	2 27 pm	1023	Ar. Bozeman Lv.	10 11 am	"
Monday	4 30 pm	1120	Ar. Helena Lv.	b 7 40 am	Monday
Monday	4 54 pm	1117	Ar. Butte Lv.	7 45 am	Monday
"	7 07 pm	1237	Ar. Missoula Lv.	5 18 am	"
Pacific Time					
"	11 17 pm	1495	Ar. Spokane Lv.	10 45 pm	Sunday
Tuesday	2 15 am	1640	Ar. PASCO via N. P. Ry. Lv.	7 50 pm	"
"	4 35 am	1730	Ar. YAKIMA Lv.	5 50 pm	"
"	5 31 am	1766	Ar. ELLENSBURG Lv.	4 44 pm	"
"	8 45 am	1891	Ar. SEATTLE (King St. Sta.) Lv.	1 30 pm	"
"	b 8 45 am	1888	Ar. TACOMA Lv.	b 1 15 pm	Sunday

b—Connection is bus operated.
*—15 minutes later between St. Paul-Chicago before June 3 and after Sept. 14.

Spokane-Portland

Monday	11 30 pm	0	Lv. Spokane (N. P. Ry.) Ar.	10 30 pm	Sunday
Tuesday	2 40 am	145	Lv. Pasco (S. P. & S. Ry.) Ar.	7 05 pm	"
"	7 00 am	377	Ar. Portland Lv.	3 00 pm	"
via S. P. & S. Ry.					

For Connecting Service Between
Seattle-Portland—See Table 6A
Portland-California—See Table 31
Checked baggage carried only for through movement, not from or to intermediate points between Chicago-St. Paul, Trains 25 and 26. Remains not carried on Train 25.

CHECK-IN DESK

Coach passengers for the North Coast Limited must clear seat reservations at the CHECK-IN-DESK in the Chicago Union Station at least 10 minutes before train departure.

ADVANCE RESERVATIONS REQUIRED FOR ALL COACH SEATS

On The Vista-Dome NORTH COAST LIMITED

— See schedule of Reserved Coach Seat Charges, Page 8 —

EQUIPMENT—Nos. 25 and 26. VISTA-DOME NORTH COAST LIMITED Stewardess-Nurse Service

Pullman Standard Sleeping Cars.
Between Chicago and Seattle, Vista-Dome, 4 Double Bedrooms, 4 Duplex Single Rooms, 4 Roomettes.
Between Chicago and Portland, 8 Duplex Roomettes, 6 Roomettes, 4 Double Bedrooms (S. P. & S. Pasco to Portland).
Pullman Observation-Lounge Car.
Between Chicago and Seattle, 4 Double Bedrooms, 1 Compartment, Lounge, Buffet, Radio.

SLUMBERCOACH
All-Room Sleeping Car.
Between Chicago and Seattle, 24 Single Rooms, 8 Double Rooms. May be purchased on Coach Ticket.

Dining Car.
Between Chicago and Seattle—Pasco and Portland (via S.P. & S. Ry.).
A la carte and table d'hote service

Vista-Dome Reclining Chair Coaches (Leg Rests)
Between St. Paul and Seattle.
Between Chicago and Portland (S. P. & S., Pasco and Portland.)

Reclining Chair Coaches (Leg Rests).
Between Chicago and Seattle.

(ALL COACH SEATS RESERVED—see schedule Reserved Coach Seat Charges, Page 8—ADVANCE RESERVATIONS NECESSARY.)

Traveller's Rest Buffet-Lounge Car.
Between Chicago and Seattle.
Featuring select and a la carte meals, snacks and beverages.

N.P. Provides Free Parking Space for Patrons at Following Stations:

Detroit Lakes, Minn.	Butte, Mont.
Little Falls, Minn.	Forsyth, Mont.
Perham, Minn.	Glendive, Mont.
St. Cloud, Minn.	Helena, Mont.
Staples, Minn.	Missoula, Mont.
Wadena, Minn.	Pasco, Wash.
Dickinson, N. D.	Spokane, Wash.
Grand Forks, N. D.	Tacoma, Wash.
Jamestown, N. D.	Yakima, Wash.
Mandan, N. D.	
Valley City, N. D.	

The Mainstreeter—Transcontinental Schedules and Equipment

SCHEDULE

No. 1 Daily—West Example of Daily Service		Miles	Central Time	No. 2 Daily—East Example of Daily Service	
Su.	10 30 pm	0	Lv. CHICAGO (C.B.&Q.) Ar.	7 40 am.	Wd.
Mo.					
"	8 40 am	427	Lv. ST. PAUL, via N.P. Ar.	10 20 pm	Tu.
"	9 15 am	11	Lv. MINNEAPOLIS Ar.	9 47 pm	"
"	11 53 am	141	Lv. Staples Ar.	6 56 pm	"
"	2 25 pm	252	Ar. Fargo Ar.	4 15 pm	"
"	4 22 pm	344	Ar. Jamestown Ar.	2 25 pm	"
"	6 10 pm	446	Ar. Bismarck Ar.	12 45 pm	"
Mountain Time					
"	6 07 pm	451	Lv. Mandan Ar.	11 16 am	"
"	8 31 pm	551	Ar. Dickinson Ar.	8 41 am	"
"	11 32 pm	657	Ar. Glendive Ar.	5 49 am	"
Tu.	1 27 am	735	Ar. Miles City Ar.	4 16 am	"
"	2 24 am	781	Ar. Forsyth Ar.	3 11 am	"
"	4 33 am	82	Ar. Billings Lv.	1 18 am	"
Yellowstone Park Gateways					
Billings-Red Lodge—See Table 25					
Billings-Cody—See Table 25A					
Livingston-Gardiner—See Table 24					
Tu.	7 15 am	998	Ar. Livingston Lv.	10 45 pm	Mo.
Tu.	11 00 am	1120	Ar. Helena Lv.	7 05 pm	Mo.
Tu.	11 15 am	1117	Ar. Butte (N.P.T. Bus) Lv.	6 30 pm	Mo.
Tu.	2 54 pm	1237	Ar. Missoula Lv.	3 30 pm	Mo.
Pacific Time					
"	6 21 pm	1427	Ar. Sandpoint Lv.	9 48 am	"
"	7 52 pm	1495	Ar. Spokane Lv.	8 30 am	"
"	8 21 pm	1495	Lv. Spokane Ar.	8 01 am	Mo.
Wd.	5 45 am	1872	Ar. PORTLAND (S.P.&S.) Lv.	9 45 pm	Su.
Tu.	11 26 pm	1640	Ar. PASCO, via N.P. Ry. Lv.	5 00 am	Mo.
Wd.	1 55 am	1730	Ar. YAKIMA Lv.	2 35 am	"
"	3 09 am	1766	Ar. ELLENSBURG Lv.	1 16 am	"
"	7 00 am	1891	Ar. SEATTLE Lv.	9 45 pm	Su.
"	a 6 40 am	1888	Ar. TACOMA (NPT Bus) Lv.	a 9 15 pm	"

YELLOWSTONE PARK SERVICE FROM CHICAGO

No. 1 Example of Daily Trains		No. 25 Example of Daily Trains		No. 26 Example of Daily Trains		No. 2 Example of Daily Trains	
Su.	10 30pm	Su.	1 15pm	Lv CHICAGO Central Time Ar	2 00pm	Mo.	7 40am
Mo.	8 40am	Su.	8 25pm	Lv ST. PAUL Central Time Ar	7 15am	Mo.	10 20pm
Mo.	9 15am	Su.	9 00pm	Lv MINNEAPOLIS Ar	6 10am	Mo.	9 47pm
Tu.	4 33am	Mo.	11 24am	Ar BILLINGS Lv	1 12pm	Su.	1 18am
Tu.	ax12 30pm	Mo.	ax12 30pm	Ar RED LODGE Lv	ax 7 00pm	Su.	ax 7 00pm
Tu.	ax12 50pm	Mo.	ax12 50pm	Ar CODY Lv	ax 6 30pm	Sa.	ax 6 30pm
Tu.	7 15am	Mo.	a 1 32pm	Ar LIVINGSTON Lv	11 06am	Su.	10 45pm
Tu.	ax 7 50am	Mo.	ax —	Lv LIVINGSTON Ar	ax 10 25am	Su.	ax 10 00pm
Tu.	ax 8 25am	Mo.	ax 3 10pm	Ar GARDINER Lv	ax 9 00am	Su.	ax 7 30pm
(Yellowstone Park)							

YELLOWSTONE SERVICE FROM PACIFIC COAST

No. 2 Example of Daily Trains		No. 26 Example of Daily Trains		No. 25 Example of Daily Trains		No. 1 Example of Daily Train	
Su.	9 45pm	Su.	1 30pm	Lv SEATTLE Ar	8 45am	Mo.	7 00am
Su.	9 15pm	Su.	1 15pm	Lv TACOMA Ar	8 45am	Mo.	6 40am
Su.	9 45pm	Su.	3 00pm	Lv PORTLAND (Via S.P.&S.) Ar	7 00am	Mo.	5 45am
Mo.	8 30am	Su.	10 45pm	Lv SPOKANE Ar	11 17pm	Su.	7 52pm
Mo.	10 25pm	Mo.	10 50am	Ar LIVINGSTON Lv	1 42pm	Su.	7 40am
Tu.	ax 6 50am	Mo.	ax 1 20pm	Lv LIVINGSTON Ar	ax 10 25am	Su.	ax 9 00pm
Tu.	ax 8 25am	Mo.	ax 3 10pm	Ar GARDINER Lv	ax 9 00am	Su.	ax 7 30pm
(Yellowstone Park)							

a—Connection is bus operated. x—Park Season Only.

NOW All-Room Slumbercoach
on the MAINSTREETER
Between Chicago and Seattle
Both single and double
Rooms Available

EQUIPMENT
Nos. 1 and 2—MAINSTREETER. (Operates via Helena)

SLUMBERCOACHES All-Room Sleeping Cars.
Between Chicago and Seattle.
May be purchased on Coach Ticket.

Reclining Chair Coaches.
Between St. Paul and Seattle.
Between St. Paul and Hawley. (To or from Winnipeg, passengers transfer at Hawley—See Table No. 13.)
Dining Car between St. Paul and Pasco.
All Regularly Assigned Cars Are Air-Conditioned.

YOUTH FARES

For Young People Age 12 thru 21

One-Way Trip At Half-Fare
Round Trip At One-Way Fare
3 Month Limit on Tickets
75 Lbs. Baggage Allowance
Plus Hand Baggage

Available only on the
Streamlined "MAINSTREETER", Trains 1 and 2;

Also Trains 3 and 4, 11 and 12, 13 and 14,
57 and 58, 123 and 124.

Consult Your N.P. Agent

Equipment of Principal Local Trains

TRAINS	BETWEEN	EQUIPMENT
3 and 4	St. Paul and Jamestown	Reclining Seat Coach. Daily, except Saturday from St. Paul; and, except Sunday from Jamestown. See Table 1 and 2
11 and 12	Little Falls and International Falls	Reclining Seat Coach. Daily except Sundays. At Little Falls 11 and 12 connect with 3 and 4 for passengers from and to the East. Daily, except Saturday from St. Paul; and daily, except Sunday from Little Falls. See Table 12
124-13 and 14-123	Fargo and Winnipeg	Rail-diesel car, lightweight reclining seat coach. Box meals at Grand Forks, N.D. Connects with trains 1 and 2 at Hawley, for passengers from and to the East. Dining car on trains 1 and 2 between Twin Cities and Hawley, Minn. See Table 13
57 and 58	Duluth and Staples	Rail-diesel car, lightweight reclining seat coach, (foot rests). See Table 11
GN 19 GN 20	Duluth and Twin Cities	Parlor-Buffer Car Reclining seat coaches See Table 10
GN 23 GN 24	Duluth and Twin Cities	Reclining seat coaches See Table 10
NP 65 NP 66	Duluth and Twin Cities	Reclining seat coaches See Table 10
407 and 408	Portland and Seattle	Parlor Bar Lounge Car, Railway (N.P.) owned #4080 on train 408; car 4070 on train 407. Dining car and reclining seat coaches. See Table 6A
457 and 458	Portland and Seattle	Dining car and reclining seat coaches See Table 6A
459 and 460	Portland and Seattle	Reclining seat coaches Sandwiches and refreshments, by train sales. See Table 6A

ALL REGULARLY ASSIGNED CARS ARE AIR CONDITIONED. TRAINS NOT SHOWN CARRY COACH EQUIPMENT ONLY.

Reservations for Coach Seats and Sleeping Car Space

Persons holding advance reservations for coach seats and sleeping car space are urgently requested to notify us when circumstances make it necessary to change their travel plans. This courtesy enables us to keep an accurate record of reservations and make space available to other passengers.

ALL IT TAKES IS A TELEPHONE CALL!

— Your cooperation will be very much appreciated —



Now—Save as you travel! NEW LOW FAMILY FARES on Northern Pacific trains

Here's how it works: On one-way travel, head of the family pays full one-way fare, other parent half fare. Children, 12 through 21, each pay half fare. Children, 5 through 11, pay one-quarter fare.

On round trip, head of the family pays regular round trip fare, other parent and children, 12 through 21, pay one-way fare for the round trip; children, 5 through 11, pay half of the one-way fare for round trip. Children under 5 are carried free.

Start trip any day of the week.

For full information, call or write your N.P. agent or address.

**F. G. Scott, Passenger Traffic Manager
Northern Pacific Railway St. Paul, Minn. 55101**

STATION MAIL BOXES for your Convenience

Listed below are the main line stations where U. S. mail (drop letter) boxes are conveniently located. Each passing mail train picks up mail from these boxes.

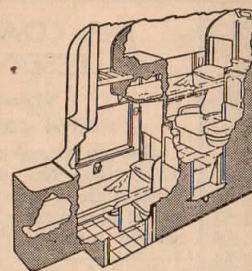
Stations starred (*) have separate boxes for east and west-bound mail.

- | | |
|---------------------|--------------------|
| *Staples, Minn. | *Livingston, Mont. |
| *Fargo, N. D. | *Bozeman, Mont. |
| *Valley City, N. D. | Butte, Mont. |
| *Jamestown, N. D. | *Helena, Mont. |
| *Bismarck, N. D. | *Missoula, Mont. |
| *Mandan, N. D. | Paradise, Mont. |
| *Dickinson, N. D. | Spokane, Wash. |
| *Glendive, Mont. | *Pasco, Wash. |
| *Miles City, Mont. | Ellensburg, Wash. |
| *Forsyth, Mont. | Seattle, Wash. |
| *Billings, Mont. | Tacoma, Wash. |

ALL-ROOM PULLMANS on the Vista-Dome NORTH COAST LIMITED

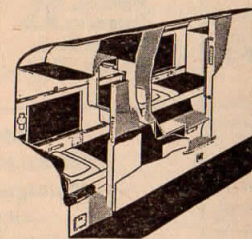
SLUMBERCOACH—

provides privacy in both single and double rooms, for economy-minded travelers and may be purchased on coach tickets. All rooms have toilets and wash basins, luggage space, full length mirrors and heat controls. Single rooms have one bed and one seat; double rooms have two beds and two facing seats. For mother with baby, there's an unique *Slumbercrib* available at no extra cost—reserved in advance, in single rooms only.



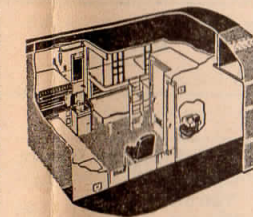
DUPLEX ROOMETTE—

Slightly smaller than the Roomette, with virtually all of its advantages. Lower Duplex Roomette is on level with car floor; the upper is reached by only two steps up. Beds in both are pre-made, permitting private rest, day or night. Each room has same facilities as the Roomette. Costs only 10% more than standard lower berth.



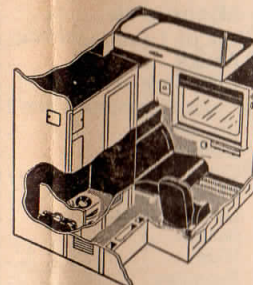
COMPARTMENT—

A deluxe, roomy accommodation for two adults. Toilet and wash stand are enclosed. The room has large luggage space, enclosed wardrobe, temperature and air-conditioning controls. An easy chair and sofa provide comfortable daytime quarters. Full-length, pre-made bed pulls out from wall and an upper berth pulls down when desired. May be reserved en suite with double bedroom for larger groups.



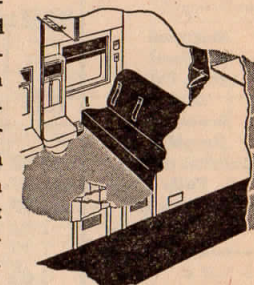
DOUBLE BEDROOM—

An exceptionally convenient room for two adults. There are two beds, one above the other. Toilet facilities, baggage rack, closet, air-conditioning and temperature controls—everything you need is right in your room. Connecting double bedrooms, with folding partitions, may be had en suite for accommodation of family groups.



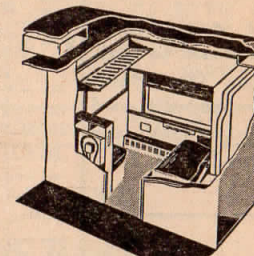
DUPLEX SINGLE ROOM—

An ideal accommodation designed for single occupancy. The room has a long, comfortable lounge for daytime use which converts into a single bed at night; temperature and air-conditioning controls, complete toilet and lavatory facilities. There's a cloak wardrobe and baggage space. These rooms are available in the Vista-Dome sleeping cars and two adjoining rooms may be reserved en suite.



ROOMETTE—De-

signed for single occupancy. Pre-made bed pulls out from the wall and is ready for rest, day or night. Facilities include toilet and folding wash stand, wardrobe locker, large mirror, temperature and air-conditioning controls, sliding door and zipper curtains for privacy, as desired.



RESERVED COACH SEAT CHARGES on the Vista-Dome NORTH COAST LIMITED

COACH SEATS MUST BE RESERVED IN ADVANCE

Note to Agents:

Only one reservation coupon required between any two stations served by the North Coast Limited, routing to show only the initial railroad; C.B.Q., N.P., or S.P.&S., as the case may be.

	Chicago	St. Paul-Mpls.	Fargo	Bismarck-Mandan	Glendive	Billings	Butte	Missoula	Spokane	Pasco	Yakima	Seattle-Tacoma-Portland
Chicago	1.00	1.00	1.00	1.50	1.50	1.50	2.00	2.00	2.00	2.00
St. Paul-Mpls.50	.50	1.00	1.00	1.00	1.50	1.50	1.50	1.50	1.50
Fargo	1.00	.5050	.50	1.00	1.00	1.00	1.50	1.50	1.50	1.50
Bismarck-Mandan	1.00	.50	.5050	.50	1.00	1.00	1.00	1.50	1.50	1.50
Glendive	1.00	1.00	.50	.5050	.50	1.00	1.00	1.00	1.50	1.50
Billings	1.50	1.00	1.00	.50	.5050	1.00	1.00	1.00	1.00	1.00
Butte	1.50	1.00	1.00	1.00	.50	.5050	.50	1.00	1.00	1.00
Missoula	1.50	1.00	1.00	1.00	.50	.50	.5050	.50	1.00	1.00
Spokane	2.00	1.50	1.00	1.00	1.00	1.00	.50	.5050	.50	.50
Pasco	2.00	1.50	1.50	1.00	1.00	1.00	.50	.50	.5050	.50
Yakima	2.00	1.50	1.50	1.50	1.00	1.00	1.00	.50	.50	.5050
Seattle-Tacoma-Portland	2.00	1.50	1.50	1.50	1.50	1.00	1.00	1.00	.50	.50	.50

Charge must be made for all seats occupied, including those by children. *Exception:* no charge for ONE child under 2 years of age.

NO REFUNDS WILL BE MADE unless space is released not later than:

- (a) 48 hours before departure time if bought more than 48 hours in advance.
- (b) 24 hours before departure time if bought 24 to 48 hours in advance.
- (c) 3 hours before departure time if bought on day of departure.

The only exception is for missed connection due to delayed train.



Northern Pacific Railway Transcontinental Train Schedules



Between St. Paul Little Falls and Brainerd, Bemidji, International Falls See Table 12	WEST—READ DOWN			Miles	MAIN LINE TABLE 1 Central Time	EAST—READ UP				
	47-1 Main Streeter Daily	3 Daily Ex. Sat.	25* North Coast Limited Daily			26 North Coast Limited Daily	4 Daily Ex. Mon	2-48 Main Streeter Daily		
	10 30 e11 09 e12 09	1 15 h 1 52 x 2 40	0 38 98			0 a 1 15	7 40 e 6 40 5 34			
International Falls See Table 12	1 12 2 20 3 28 4 24 e 5 01 7 20	3 26 4 05 4 51 5 36 6 08 8 00	145 184 239 297 327 427	Lv Chicago (UNION STA.) Ar " Aurora " Oregon " Savanna " East Dubuque " Prairie du Chien " La Crosse " Winona Jct. Ar St. Paul (R) Lv	11 39 10 54 d10 08 9 21 a 8 47 7 15	4 55 3 51 2 43 1 52 e 1 10 11 20	ALL COACH SEATS RESERVED on Vista-Dome NORTH COAST LIMITED See additional charge on Page 8. Exception—No charge for ONE child under 2 years of age. To be assured of accommodations passengers should make advance reservations.			
Between St. Paul, Fargo, Grand Forks, and Winnipeg See Table 13	8 40 9 05 9 15	10 10 10 35 10 55	8 25 8 50 9 00	Lv St. Paul 10, 12, 13. Ar Ar Minneapolis 10, 12, 13. Lv Lv Minneapolis Ar	6 40 6 15 6 10	2 55 2 30 2 20	10 20 9 55 9 47	STATION RESTAURANTS at Your Service Stations listed below maintain restaurants or lunch rooms for the convenience of the traveling public: St. Paul, Minneapolis, Fargo, N. D., Winnipeg, Man., Jamestown, N. D., Mandan, N. D., Glendive, Mont., Livingston, Mont., Helena, Mont., Paradise, Mont., Spokane, Wash., Tacoma, Wash., Seattle, Wash., Portland, Ore.		
For connections from and to Chicago, St. Paul, Minneapolis and points east, see pages 21, 22, 23.	z 9 52		29 40	CITY OF LAKES AND WHEAT " Anoka " Elk River	1 46 1 20	c 9 06	Station Restaurants at Your Service Stations listed below maintain restaurants or lunch rooms for the convenience of the traveling public: St. Paul, Minneapolis, Fargo, N. D., Winnipeg, Man., Jamestown, N. D., Mandan, N. D., Glendive, Mont., Livingston, Mont., Helena, Mont., Paradise, Mont., Spokane, Wash., Tacoma, Wash., Seattle, Wash., Portland, Ore.			
For altitudes at various points, see Index to Stations on pages 2, 3 and 4.	10 32 11 07 11 43	12 25 12 59 1 46	76 77 80 90 97 107 118 129 135 141	FATHER HENNEPIN HERE 1680 " Big Lake " Becker " Clear Lake " St. Cloud 13 " Sauk Rapids " Sartell " Rice " Royalton Ar Little Falls 12, 13. Lv " Randall " Lincoln " Philbrook Ar Staples 11, 13. Lv	1 06 f12 54 12 45 12 27 f12 14 12 08 f11 57 f11 48 11 32 f10 51 f10 31 f10 22 3 46	8 28 7 43 7 03	REFERENCE NOTES *—Between Chicago-St. Paul Trains 25 and 26 carry checked baggage only for through movement—not to or from intermediate stations. No train baggageman. *—Remains not carried on train No. 25. a—Stops to discharge revenue passengers from west of Minneapolis. c—Stops to discharge revenue passengers Detroit Lakes and west. d—Stops to discharge revenue passengers from Fargo and West. (R) Station Restaurant. e—Checked baggage not handled to or from Aurora, Oregon, Rochelle or Winona Junction. f—Stops on flag only. h—Stops at Aurora to pick up revenue passengers. i—Stops to pick up revenue passengers for St. Paul and beyond when notified at Savanna. k—Flag stop daily, but full stop Saturday, Sunday and Holidays. m—Stops for revenue passengers only to or from Minneapolis and east or Billings and west where scheduled to stop. x—Stops to receive revenue passengers for Fargo or beyond when notified at Aurora. z—Stops for revenue passengers—from Minneapolis and East; or to Detroit Lakes and West, at scheduled stops. Rail-Auto available at this point. φ—Check-In Desk for coach passengers—See Page 5.			
Pullman Lounge Seats Will Not Be Reserved Seats in the Pullman observation-lounge on the rear of the North Coast Limited are for the exclusive use of passengers holding standard sleeping car tickets. Therefore, no seat space will be sold in the lounge.	11 53 12 14 12 38 1 01 1 41 1 41 2 11 k 2 18 2 25 2 35 f 5 19 m 2 53	11 05 2 06 2 35 3 45 4 46 4 31 4 31 4 46 5 06 5 19 5 30	141 148 152 159 164 172 182 193 203 210 216 228 228 242 247 251 252 252 264 272	Lv Staples " Aldrich " Verndale " Wadena 13 " Bluffton " New York Mills " Perham " Frazee " Detroit Lakes 13 " Audubon " Lake Park Ar Hawley 13. Lv TRAINS NORTH TO WINNIPEG Ar Hawley Lv " Glyndon " Dilworth " Moorhead, Minn. Ar Fargo, N. D. 13 Lv Fargo (R) " Mapleton Lv Casselton 32. Lv	3 42 f 9 47 9 43 9 33 f 9 14 f 9 06 8 54 f 8 42 8 06 f 7 59 7 51 f 7 37 f 7 37 f 7 21 7 15 6 57 1 40 1 35 f 6 04 5 57	6 56 6 31 6 01 5 38 5 07 5 07 4 42 4 27 4 25 4 15 4 25 4 15 3 45				



Main Street of the Northwest Transcontinental Train Schedules



Between St. Paul Little Falls and Brainerd, Bemidji, International Falls See Table 12	WEST—READ DOWN			Miles From St. Paul	MAIN LINE TABLE 2 Central Time	EAST—READ UP			MAIN LINE TABLE 3 Mountain Time	West—Read Down		East—Read Up	
	3 Daily Ex. Sun.	1 Daily	25* Daily			26 Daily	2 Daily	4 Daily Ex. Sun.		1 Daily	25 Daily	26 Daily	2 Daily
	5 30 5 40 5 50 5 57 6 05 6 31 6 41 6 52 6 58 7 06 7 36	m 2 53 Main Streeter	— North Coast Limited			272 278 288 294 299 310 310 320 326 333 344 344	— North Coast Main Streeter Limited	m 3 45 5 57 5 45 5 35 5 27 5 21 5 10 5 00 4 48 4 43 4 36 4 22		4 33 11 24 882	11 24 882	Ar Billings 25, 26 (R) Lv	1 12 1 18
International Falls See Table 12	5 30 5 40 5 50 5 57 6 05 6 31 6 41 6 52 6 58 7 06 7 36	m 2 53 Main Streeter	— North Coast Limited	272 278 288 294 299 310 310 320 326 333 344 344	Lv Casselton " Wheatland " Buffalo " Tower City " Oriska Ar Valley City Lv Valley City " Sanborn " Eckelson " Spiritwood Ar Jamestown (R) Lv Jamestown	— North Coast Main Streeter Limited	m 3 45 5 57 5 45 5 35 5 27 5 21 5 10 5 00 4 48 4 43 4 36 4 22	4 33 11 24 882	11 24 882	Ar Billings 25, 26 (R) Lv	1 12 1 18	1 18	
Between St. Paul, Fargo, Grand Forks, and Winnipeg See Table 13	8 40 9 05 9 15	10 10 10 35 10 55	8 25 8 50 9 00	Lv St. Paul 10, 12, 13. Ar Ar Minneapolis 10, 12, 13. Lv Lv Minneapolis Ar	6 40 6 15 6 10	2 55 2 30 2 20	10 20 9 55 9 47	Yellowstone Park Gateway Billings-Red Lodge—See Table 25 Billings-Cody—See Table 25A					
For connections from and to Chicago, St. Paul, Minneapolis and points east, see pages 21, 22, 23.	z 9 52		29 40	CITY OF LAKES AND WHEAT " Anoka " Elk River	1 46 1 20	c 9 06	Yellowstone Park Gateway Livingston-Gardiner—See Table 24						
For altitudes at various points, see Index to Stations on pages 2, 3 and 4.	10 32 11 07 11 43	12 25 12 59 1 46	76 77 80 90 97 107 118 129 135 141	FATHER HENNEPIN HERE 1680 " Big Lake " Becker " Clear Lake " St. Cloud 13 " Sauk Rapids " Sartell " Rice " Royalton Ar Little Falls 12, 13. Lv " Randall " Lincoln " Philbrook Ar Staples 11, 13. Lv	1 06 f12 54 12 45 12 27 f12 14 12 08 f11 57 f11 48 11 32 f10 51 f10 31 f10 22 3 46	8 28 7 43 7 03	Mountain Time West (Westbound passengers should turn watch back one hour. Eastbound passengers turn watch ahead one hour.)						
Pullman Lounge Seats Will Not Be Reserved Seats in the Pullman observation-lounge on the rear of the North Coast Limited are for the exclusive use of passengers holding standard sleeping car tickets. Therefore, no seat space will be sold in the lounge.	11 53 12 14 12 38 1 01 1 41 1 41 2 11 k 2 18 2 25 2 35 f 5 19 m 2 53	11 05 2 06 2 35 3 45 4 46 4 31 4 31 4 46 5 06 5 19 5 30	141 148 152 159 164 172 182 193 203 210 216 228 228 242 247 251 252 252 264 272	Lv Staples " Aldrich " Verndale " Wadena 13 " Bluffton " New York Mills " Perham " Frazee " Detroit Lakes 13 " Audubon " Lake Park Ar Hawley 13. Lv TRAINS NORTH TO WINNIPEG Ar Hawley Lv " Glyndon " Dilworth " Moorhead, Minn. Ar Fargo, N. D. 13 Lv Fargo (R) " Mapleton Lv Casselton 32. Lv	3 42 f 9 47 9 43 9 33 f 9 14 f 9 06 8 54 f 8 42 8 06 f 7 59 7 51 f 7 37 f 7 37 f 7 21 7 15 6 57 1 40 1 35 f 6 04 5 57	6 56 6 31 6 01 5 38 5 07 5 07 4 42 4 27 4 25 4 15 4 25 4 15 3 45	DAKOTA BAD LANDS WHERE THEODORE ROOSEVELT RANCHED " Sentinel Butte " Beach, N. D. " Wibaux, Mont. Ar Glendive 19, 20 (R) Lv Lv Glendive 19, 20 Ar " Fallon " Terry " Miles City Ar Forsyth Lv Forsyth " Husham " Custer " Pompey's Pillar Ar Billings 25, 26 (R) Lv						

GRAY LINE SIGHTSEEING TOURS

are available at all important tourist points and provide the best and easiest way to see the outstanding attractions of the area.

Ask your local railroad agent for full information

REFERENCE NOTES

f—Stops on flag.
 d—Train No. 1 stops on flag to discharge passengers from Mandan and east, and to pick up revenue passengers destined to Billings and west.
 e—No. 2 stops on flag at Steele—Regular stops on Sundays.
 k—Stops to discharge revenue passengers.
 m—Stops for revenue passengers only to and from Minneapolis and east or Billings and west.
 w—Stops for revenue passengers from Bozeman and west, and to Glendive and east where scheduled to stop.
 Rail-Auto available at this point.
 (R) Station Restaurant.



Scenic Route Across America

Transcontinental Train Schedules



MAIN LINE
TABLE 4 Mountain Time

Via BUTTE				Via HELENA								
READ DOWN		Miles from St. Paul	READ UP		READ DOWN		READ UP					
Bus Daily	25 Daily		26 Daily	Bus Daily	Bus Daily	1 Daily	2 Daily					
9 30	2 54	1047	Lv Logan	Ar	3 00	9 21	1047	Lv Logan 21	Ar	8 48	9 15	
9 40	North	1054	" Three Forks	"	k 9 30	1053	" Trident	"				
9 50	Coast	1059	" Willow Creek	"	3 10		" Three Forks	"			8 55	
10 25	Limited	1085	" Whitehall 21, 27	Limited	k 10 00	1078	" Toston	"	k 8 04			
		1108	" Homestake	"	3 50	10 16	" Townsend	"	7 50	8 20		
			Continental Divide, Elevation 6,356 feet—highest point enroute			4 20	10 50	" East Helena	"		7 50	
					4 30	11 00	1120	Ar Helena 22 (R)	Lv	7 05	7 40	
11 15	4 54	1117	Ar Butte 21, 22, 27 (R)	Lv	g 4 35	11 20	1120	Lv Helena 22	Ar	6 45	7 35	
					f 11 44	1133	" Austin	"				
11 30	5 01	1117	Lv Butte	Ar				Mullan Tunnel and Continental Divide, Elevation 5,566 feet				
12 10		1143	" Warm Springs	"								
12 30	f 5 45	1158	" Deer Lodge	f 6 44	5 20							
12 50	6 00	1169	Ar Garrison	Lv	6 29	5 05						
					f 12 23	1149	" Elliston	"	f 5 42	f		
					f 12 37	1158	" Avon	"	f 5 30	f		
					g 5 50	12 58	1171	Ar Garrison	Lv	5 11	g 6 30	

1 Daily	25 Daily	26 Daily	2 Daily			
1 22	6 01	1169	Lv Garrison	Ar	6 29	4 52
f 1 31		1176	" Gold Creek	"		
1 49		1189	" Drummond 22	"		4 24
2 54	7 07	1237	Ar Missoula 23, 28	Lv	5 18	3 30
3 14	7 17	1237	Lv Missoula 23, 28	Ar	5 08	3 15
c 4 17		1275	" Ravalli 23	"	b 2 03	
f 4 40		1295	" Perma	"	f 1 39	
4 59	8 53	1308	Ar Paradise	Lv	3 20	1 23
Pacific Time West						
Westbound passengers should turn watch back one hour.						
Eastbound Passengers turn watch ahead one hour.						
4 04	7 56	1308	Lv Paradise (R)	Ar	2 17	12 18
		1314	" Plains (Hot Springs)	"		
4 46		1340	" Thompson Falls	"		11 29
5 26	North	1381	" Noxon	"	North	10 42
Main	Coast	1388	" Heron, Mont.	"	Coast	Main
Streeter	Limited	1400	" Colby, Idaho	"	Limited	Streeter
6 21		1427	" Sandpoint Lk. Pend Oreille	"		9 48
a 6 53		1455	" Athol	"	a 9 12	
		1475	" Hauser, Idaho	"		
		1481	" Otis Orchards, Wash.	"		
7 52	11 17	1495	Ar Spokane 7, 30	Lv	10 45	8 30

TRANSFER ARRANGEMENTS IN CHICAGO

Train-to-Train Luggage Transfer
North Coast Limited Pullman and Slumbercoach passengers changing trains at Chicago for points east may check their hand baggage with the Pullman porter on train entering Chicago, receive a claim check and have baggage delivered to their Pullman space on the following trains: N.Y.C. Twentieth Century Limited; Pennsylvania Broadway Limited, and General, and B. & O. Capitol Limited. The same transfer service is available from these trains to the North Coast Limited. Redcap fee is \$1.00 per bag.

Train-to-Taxi Stand Luggage Transfer
Pullman passengers arriving Chicago on the North Coast Limited or The Mainstreeter may check their hand luggage with the Pullman porter for delivery to the Union Station taxi stand. Redcap fee for this service is 35c per bag.

Passenger Transfer
The Railroad Transfer Service operates transfer coach service at Chicago for accommodation of passengers arriving Union Station who desire to transfer to other railroad stations. In most cases transfer coupon is included in through tickets at no additional charge.

Luggage Transfer
Passengers holding through tickets may on arrival in Chicago deliver their hand baggage to Railroad Transfer Service's Agent and secure claim check. The baggage will be transferred to the parcel room of station from which departure will be made and will be available on presentation of the claim check, if they have not less than three hours between trains. On presentation of transfer coupon, the charge is only 50c for each piece including parcel room fee for the first 24 hours.

LUGGAGE TRANSFER AT OTHER TERMINALS
North Coast Limited and Mainstreeter Pullman or Slumbercoach passengers arriving at the following cities may check their hand luggage with Pullman porter for delivery to station taxi stands:

- | | | |
|--------------------------------|----------|----------|
| St. Paul | Billings | Seattle |
| Minneapolis | Spokane | Portland |
| Also at East Auburn for Tacoma | | |

This service is also available to Pullman and Parlor Car passengers arriving Portland (from S. P. & S. train No. 1 and Cars 256-257) and Seattle on train 407 from Portland.

Main Line—Continued on Table 5

REFERENCE NOTES
Numbers shown after stations refer to additional tables on which train service to and from that station can be found.

a—Nos. 1 and 2 stop on flag at Athol to let off or pick up revenue passengers from or to Missoula and east, or Pasco and west where scheduled to stop.

b—Stops to discharge passengers from Spokane and west.

c—Stops for revenue passengers from Garrison and east, or to Spokane and west.

f—Stops on flag.

g—Bus connects with North Coast Limited. This bus operates from Northern Pacific Depot at time shown.

i—Stops only on flag Sundays and Holidays.

k—Regular stop, except on Sundays and Holidays will stop only on flag.

(R)—Station Restaurant.

Rail-Auto available at this point.



Northern Pacific Railway

Transcontinental Train Schedules



WEST READ DOWN		Miles from St. Paul	MAIN LINE TABLE 5		EAST READ UP		WEST READ DOWN		MAIN LINE TABLE 6 (Pacific Time)		EAST READ UP		
1 Daily	25 Daily		26 Daily	2 Daily	1 Daily	25 Daily	1 Daily	25 Daily	26 Daily	2 Daily	26 Daily	2 Daily	
SPOKANE—PORTLAND													
8 21	11 30	0	Lv Spokane (Via N.P. Ry.)	Ar	10 30	8 01	11 55	2 40	1640	Lv Pasco 7	Ar	7 25	4 31
5 05	6 35	364	Ar Vancouver	Lv	3 22	10 10	12 05		1643	" Kennewick 7	"		4 16
5 45	7 00	377	Ar Portland	Lv	3 00	9 45	12 52		1680	" Prosser	"		3 27
Via S. P. & S Ry.													
Via NOR. PAC. RY.													
8 21	11 30	1495	Lv Spokane (R)	Ar	10 30	8 01	d 1 26		1711	" Toppenish	"		2 53
b 8 43	North	1511	" Cheney	"	North	7 30				INDIAN WARS 1855			
f 9 43	Coast	1560	" Ritzville	"	Coast	6 39	1 55	4 35	1730	Ar Yakima	Lv	5 50	2 35
c 10 42	Limited	1605	" Connell	"	Limited	5 38	Main			300,000 ACRES IRRIGATED			
11 26	2 15	1640	Ar Pasco 7	Lv	7 50	5 00	Streeter			Lv Yakima	Ar	5 45	2 15
Richland, Wash.—See Note a.													
12 55	2 40	0	Lv Pasco via S. P. & S.	Ar	7 05	2 00	2 15	4 39	1730	Lv Yakima	Ar	5 45	2 15
5 05	6 35	219	Ar Vancouver	Lv	3 22	10 10	3 15	5 34	1766	" Ellensburg	"	4 41	1 06
5 45	7 00	232	Ar Portland (Table 7 (R))	Lv	3 00	9 45				KITTITAS VALLEY			
							f 3 45		1791	" Cle Elum	"		12 36
							f 4 01		1804	" Easton	"	North	f 12 22
							e 4 18		1812	" Martin	"	Coast	e 12 04
									1817	" Stampede	"	Limited	
							4 49		1825	" Lester	"		11 35
							g 4 59		1833	" Maywood	"		k 11 23
							e 5 25		1848	" Kanaskat	"		e 10 57
RAINIER NAT. PARK													
							5 56	8 02	1868	Ar East Auburn	Lv	2 05	10 29
m 6 00	m 8 05	1868	Lv East Auburn	Ar	m 1 50	m 10 05							
		1869	Ar Auburn	Lv									
		1869	Lv Auburn 6A	Ar									
m 6 15	m 8 20	1877	" Summer	"	m 1 20	m 9 35							
m 6 20	m 8 25	1880	" Puyallup	"	m 1 10	m 9 30							
m 6 40	m 8 45	1888	Ar Tacoma (R)	Lv	m 1 15	m 9 15							
							6 20	8 09	1868	Lv East Auburn	Ar	1 59	10 14
									1869	Ar Auburn	Lv		
									1874	Lv Kent	Ar		
							7 00	8 45	1891	Ar Seattle (King St. Sta.)	(R) Ar	1 30	9 45

Main Line Continued on Table 6.

GRANDVIEW-DONALD (YAKIMA VALLEY)
The following cities in Yakima Valley do not have rail passenger service but mileage from nearby main line NP stations is shown opposite each.

Mileage from Yakima	Station	Mileage from Prosser
50	North Prosser	2 miles from Prosser
44	Grandview	8 miles from Prosser
36	Sunnyside	8 miles from Mabton
31	Outlook	10 miles from Toppenish
27	Granger	6 miles from Toppenish
21	Zillah	4 miles from Toppenish
19	Buena	4 miles from Toppenish
13	Donald	2 miles from Wapato

Coach Seats Reserved on the Vista-Dome NORTH COAST LIMITED.
Advance Reservations Necessary.

All Room Slumber Coaches Chicago - Seattle on the Vista-Dome NORTH COAST LIMITED and the MAINSTREETER

Reference Notes

a—Convenient bus service.

b—Stops for revenue passengers to detrain from points east of Spokane; and to pick them up if destined to East Auburn and west.

c—Train 1 and 2 stop at Connell to pick up or leave revenue passengers only at stations Spokane and east, and west of Pasco where scheduled to stop.

d—Stops to pick up or discharge revenue passengers only, if to and from Ellensburg and West or Pasco and East, where scheduled to stop.

e—Stops on flag daily for revenue passengers.

f—Stops on flag.

g—Flag stop for revenue passengers—Saturday only.

k—Flag stop for revenue passengers—Sunday only.

m—Northern Pacific Transport Co. bus operated daily.
(R) Station Restaurant.

Numbers shown after stations refer to additional tables on which train service to and from that station can be found.

Rail-Auto available at this point.

For altitudes at various points, see Index to Stations on pages 2, 3 and 4.



NORTHERN PACIFIC RAILWAY
DRAWN AND ENGRAVED BY MCGILL-WARNER CO., ST. PAUL

Rev. 1966

Northern Pacific Lines in North Dakota and Montana

Table 19: GLENDIVE AND SIDNEY. (Mountain Time) Rail Tickets Honored. Includes routes to Glendive, Intake, Burns, Savage, Crane, Newlon, and Sidney.

Table 20: GLENDIVE-CIRCLE-BROCKWAY. (Mountain Time) Rail Tickets Honored. Includes routes to Glendive, Green, Lindsay, Rimroad, Redwater, Circle, and Brockway.

Table 25: BILLINGS-RED LODGE-SILVER GATE. (Mt. Time) Rail Tickets Honored. Includes routes to Billings, Laurel, Silesia, Rockvale, Montaqu, Joliet, Boyd, Roberts, Fox, Red Lodge, and Silver Gate.

Table 21: LOGAN-WHITEHALL AND ALDER NORTHERN PACIFIC TRANSPORT COMPANY. (Mountain Time) Rail Tickets Honored. Includes routes to Logan, Three Forks, Willow Creek, Whitehall, Butte, and Whitehall.

Table 22: BUTTE-HELENA AND DRUMMOND-PHILIPSBURG. (Mt. Time) Rail Tickets Honored. Includes routes to Butte, Garrison, Drummond, Helena, and Phillipsburg.

Table 25A: BILLINGS AND CODY. (Mountain Time) Rail Tickets Honored. Includes routes to Billings, Deaver, and Cody.




Table 23: MISSOULA-POLSON. (Mountain Time) Rail Tickets Honored. Includes routes to Missoula, Arlee, Ravalli, Ignatius, Bonan, Pablo, Polson, and Kalispell.

Table 24: LIVINGSTON AND GARDINER—Gateway to Yellowstone National Park. (Mountain Time) Rail Tickets Honored. Includes routes to Livingston, Emigrant, Chico Hot Springs, Corwin Springs, and Gardiner.

Table 26: BILLINGS-LAUREL AND BRIDGER CONTINENTAL TRAILWAYS. (Mountain Time) Rail Tickets Honored. Includes routes to Billings, Laurel, Edgar, Fromberg, and Bridger.

Table 28: OLYMPIA AND ELMA-MONTESANO-ABERDEEN-HOQUIAM. (Mountain Time) Rail Tickets Honored. Includes routes to Olympia, Elma, Montesano, Aberdeen, and Hoquiam.

Reference Notes: *—Daily, f—Stops on flag, \$—Operates daily, June 13 to August 29, —Daily, except Sundays and holidays, @—Not on Rail line, B—Intermountain Transportation Company Bus-Rail tickets honored between Missoula, Polson and intermediate stations, Q—CBQ bus, N—CBQ bus between Billings N.P. Station and The Green Gables Inn at Cody, Wyo. Operates June 13 to Aug. 29, f—Cody Bus Line will provide connection from Train 30 Deaver to Cody upon notice to Ticket Agent at Billings.

Northern Pacific Lines in Montana, Washington and Idaho

Table 27: BUTTE-WHITEHALL AND PONY-HARRISON-NORRIS. (Mountain Time) Rail Tickets Honored. Includes routes to Butte, Whitehall, Harrison, and Norris.

Table 28: MISSOULA-HAMILTON-DARBY. (Mountain Time) Rail Tickets Honored. Includes routes to Missoula, Hamilton, and Darby.

Table 29: OLYMPIA AND ELMA-MONTESANO-ABERDEEN-HOQUIAM. (Mountain Time) Rail Tickets Honored. Includes routes to Olympia, Elma, Montesano, Aberdeen, and Hoquiam.

Table 30: SPOKANE-PULLMAN AND LEWISTON. (Pacific Standard Time) Rail Tickets Honored. Includes routes to Spokane, Pullman, and Lewiston.

Table 31: BUTTE-WHITEHALL AND PONY-HARRISON-NORRIS. (Mountain Time) Rail Tickets Honored. Includes routes to Butte, Whitehall, Harrison, and Norris.

At Butte: Union Pacific (N. P. Station) (Read Down) (Read Up). Includes routes to Butte, Dillon, Idaho Falls, Pocatello, Salt Lake City, and Los Angeles.

Table 30: SPOKANE-PULLMAN AND LEWISTON. (Pacific Standard Time) Rail Tickets Honored. Includes routes to Spokane, Pullman, and Lewiston.

At Seattle: Puget Sound Steamship Service HOOD CANAL-OLYMPIC PENINSULA Seattle-Bremerton. Includes routes to Seattle, Everett, Bellingham, New Westminster, and Vancouver.

Connections with Northern Pacific Trains

Table 31: At Portland. (Pacific Time) Rail Tickets Honored. Includes routes to Portland, Salem, Albany, Eugene, Klamath Falls, Dunsmuir, Redding, Sacramento, Martinez, Oakland, San Francisco, and Los Angeles.

At Seattle: Puget Sound Steamship Service HOOD CANAL-OLYMPIC PENINSULA Seattle-Bremerton. Includes routes to Seattle, Everett, Bellingham, New Westminster, and Vancouver.

At Seattle: Puget Sound Steamship Service HOOD CANAL-OLYMPIC PENINSULA Seattle-Bremerton. Includes routes to Seattle, Everett, Bellingham, New Westminster, and Vancouver.

Reference Notes: f—Stops on flag, *—Daily, Rail-Auto Service at this point.

Connections with Northern Pacific Trains

Schedules shown are latest information available at time of publication.

At Winnipeg

(Read Down)		Canadian National Rys.		(Read Up)	
Pano-rama	Super Con-tinental	Super Con-tinental	Pano-rama	Super Con-tinental	Pano-rama
5 Daily	1 Daily	2 Daily	6 Daily		
8 15	11 10	8 50	2 15		
5 50	8 14	11 50	4 45		
6 10	9 10	11 30	4 25		
11 30	2 30	4 25	9 00		
11 59	3 00	3 40	8 30		
4 55	8 05	10 35	3 45		
4 10	7 25	9 10	2 30		
8 30	11 00	5 50	10 30		

The Canadian 1 Daily	Mls.	Canadian Pacific Railway.	The Canadian 2 Daily
11 10	0	Lv. Winnipeg (CT) Ar	11 15
6 12	357	Ar. Regina (CT) Lv	3 35
6 32	357	Lv. Regina (CT) Ar	3 35
7 17	408	Ar. Moose Jaw (CT) Lv	2 51
2 45	832	Ar. Calgary (MT) Lv	5 30
3 00	0	Lv. Calgary (MT) Ar	5 10
6 30	172	Ar. Edmonton (MT) Lv	1 40
3 20	832	Lv. Calgary (MT) Ar	4 55
5 20	934	Ar. Banff (MT) Lv	3 00
6 30	959	Lv. Lake Louise (MT) Ar	2 05
3 05	1224	Lv. Kamloops (PT) Ar	3 30
11 20	1474	Lv. Vancouver (PT) Ar	7 30

At Minneapolis and St. Paul

Chicago, Burlington & Quincy R. R.											
The Main Street	After-noon Zephyr	Morning Zephyr	Empire Builder	North Coast Limited	The Main Street	Morning Zephyr	North Coast Limited	Empire Builder	After-noon Zephyr		
48	24	22	32	26	47	21	25	31	23		
9 55	4 00	7 45	6 20	6 15	9 05	4 20	8 50	9 50	11 30		
11 20	4 30	8 10	7 15	7 15	7 20	3 50	8 00	8 00	11 00		
1 10	5 52	9 34	8 47	a 8 47	5 01	1 55	6 08	6 08	9 15		
1 52	6 26	10 10	9 21	9 21	4 24	1 22	5 36	5 36	8 43		
3 51	8 08	11 43	10 54	10 54	2 20	11 53	4 05	4 05	7 15		
6 40	10 25	1 54	a 1 15	a 1 15	11 09	9 52	b 1 52	b 1 52	5 07		
7 40	11 20	2 40	2 00	2 00	Ar. Chicago	Lv. 10 30	9 15	1 15	4 30		

C. B. & Q. Trains 25-26-32-22 carry checked baggage only for through movement between Chicago-St. Paul-Minneapolis and not to or from intermediate stations.

C. B. & Q. Trains 47-48 do not handle checked baggage to or from Aurora, Oregon, Rochelle or Winona Junction.

Chicago, Milwaukee, St. Paul and Pacific R. R.


Morning Hiawatha	After-noon Hiawatha	Fast Mail	The Pioneer Limited	Morning Hiawatha	After-noon Hiawatha	The Pioneer Limited
6	2	56	4	55	15-3	1
7 30	12 15	7 25	10 40	Lv. Minneapolis	Ar 11 30	7 10
8 05	12 40	8 15	11 20	Ar. St. Paul	Ar 10 40	6 25
9 39	2 20	10 10	1 12	Ar. Winona	Ar 8 00	4 21
10 13	2 55	11 05	2 00	Ar. La Crosse	Ar 6 45	3 47
1 20	5 55	3 00	5 40	Ar. Milwaukee	Lv 1 20	12 01
2 45	7 25	5 00	7 45	Ar. Chicago	Lv 11 30	10 30

Reference Marks

*—Daily. †—Daily, except Saturdays, Sundays and Holidays.

a—Stops to discharge passengers. b—Stops to pick up passengers.

TRAVEL BY TRAIN



At Minneapolis and St. Paul (Continued)

Chicago, Rock Island & Pacific Ry.							
15	Twin Star Rocket	19-190	Twin Star Rocket	201-20	16		
8 00	*10 45	* 3 30	Lv. Minneapolis	Ar * 7 30	* 8 25	* 8 25	
8 40	11 15	4 05	Ar. St. Paul	Lv 6 30	7 55	7 55	
2 30	4 05	—	Ar. Des Moines	Lv 1 20	—	1 25	
—	—	7 30	Ar. St. Louis	Lv —	5 45	—	
7 55	8 45	—	Ar. Kansas City	Lv 8 45	—	8 00	

JEFFERSON TRANSPORTATION COMPANY (Motor Bus)

Central Standard Time.							
Daily	Daily	Daily	Daily	Lv. Minneapolis <th>Ar</th> <th>Daily</th> <th>Daily</th>	Ar	Daily	Daily
7 30	1 30	5 20	8 15	Lv. St. Paul	Ar 10 40	4 00	6 45
8 05	2 10	6 00	8 45	Lv. Rochester	Ar 10 05	3 20	6 03
10 00	4 00	7 55	10 30	Ar. Rochester	Lv 8 25	1 30	4 10

Limousine and Ambulance Service also available to and from Rochester connecting with Northern Pacific trains. Ask your N. P. agent for details.

At Chicago

G. M. & O. (Union Station) To Springfield-St. Louis							
(Read Down)	Mid-night Spl.	Abraham Lincoln	The Ltd.	Abraham Lincoln	The Ltd.	Mid-night Spl.	(Read Up)
*11 25	* 5 05	11 10	Lv. Chicago	Ar 2 18	9 25	7 00	
2 35	7 35	1 29	Ar. Bloomington	Lv 12 01	7 00	3 40	
4 24	8 50	2 35	Ar. Springfield	Lv 10 54	6 00	1 55	
7 30	10 50	4 43	Ar. St. Louis	Lv 8 58	3 55	11 30	

(Read Down) Baltimore & Ohio (Grand Central Station) (Read Up)

The Diplomat	The Capitol	DAYLIGHT SAVING TIME	The Diplomat	The Capitol
8-108	108	10-132	173-9	105-5
10 00	4 00	*10 15	Lv. Chicago	Ar * 6 40
9 45	2 11	9 55	Ar. Washington	Lv 8 50
5 55	9 25	6 15	Ar. Baltimore	Lv 11 30

(Read Down) Chesapeake & Ohio Ry.—Big Four Route (Central Station) (Read Up)

Sportsman	Geo. Washington	DAYLIGHT SAVING TIME	Geo. Washington	F. F. V.
3 55	—	Lv. Chicago	Ar * 1 30	—
8 35	—	Lv. Indianapolis	Ar 10 25	—
11 45	—	Ar. Cincinnati	Lv 8 20	—
*11 50	* 6 00	Lv. Cincinnati	Ar * 7 40	* 3 55
4 15	8 40	Ar. Washington	Lv 4 30	10 40
3 45	8 30	Ar. Richmond	Lv 4 30	10 15
6 25	11 25	Ar. Norfolk	Lv 1 30	6 55
6 35	11 40	Ar. Portsmouth	Lv 1 10	6 35

Connections with Northern Pacific Trains

Schedules shown are latest information available at time of publication.

Chesapeake & Ohio Railway (Grand Central Station)

(Read Down)		Daylight Saving Time		(Read Up)	
10	8	9	15	10	8
x 9 35	5 15	Lv. Chicago	Ar d10 45	d 4 15	11 55
3 10	10 30	Ar. Grand Rapids	Lv 7 25	—	—
11 20	—	Ar. Traverse City	Lv —	5 55	—
9 02	—	Ar. Lansing	Lv —	7 33	—
10 55	—	Ar. Detroit	Lv —	5 40	—

Chicago & Eastern Illinois (Dearborn Station)

(Read Down)		(Read Up)	
Humming Bird	Humming Bird	Humming Bird	Humming Bird
93-5	(Dearborn Station)	6-54	
* 3 45	Lv. Chicago	Ar 10 35	
10 15	Lv. Evansville	Lv 4 30	
2 55	Lv. Nashville	Lv 11 50	
10 55	Ar. Atlanta	Lv 5 15	
6 55	Ar. Birmingham	Lv 6 30	
2 48	Ar. Biloxi	Lv 10 21	
4 55	Ar. New Orleans	Lv 8 30	

Erie Lackawanna (Dearborn Station)

(Read Down)		(Read Up)	
Lake Cities	Phoebe Snow	Lake Cities	Phoebe Snow
6	2	5	1
10 35	6 30	Lv. Chicago	Ar 4 10
8 05	4 35	Ar. Youngstown	Lv 8 54
8 45	6 20	Ar. Hoboken (New York)	Lv 7 30

Grand Trunk—Canadian National Rys. (Dearborn Station)

(Read Down)		(Read Up)	
International	Maple Leaf	International	Maple Leaf
54	56	53	55
(CST) *11 00	* 8 45	*10 30	Lv. Chicago
(EST) 5 25	3 02	4 58	Ar. Flint
(EST) 6 25	8 40	11 10	Ar. Detroit
			Ar. Toronto

(Read Down) Illinois Central (Central Station)

(Read Down)		(Read Up)	
Panama	City of New Orleans	Illinois Central	City of New Orleans
3	1	25	2
* 7 15	* 4 30	* 7 45	*11 00
6 50	1 40	5 00	1 15
4 15	9 00	12 25	6 45

Every other day City of Miami

Seminole	Illinois Central	Every other day City of Miami	Seminole
9	(Central Station)	52	10
* 4 45	Lv. Chicago	Ar 5 50	*10 45
7 50	Ar. Birmingham	Lv 3 50	7 00
9 00	Ar. Jacksonville	Lv 6 40	7 30
—	Ar. W. Palm Beach	Lv 10 58	—
—	Ar. Miami	Lv 9 25	—
6 00	Ar. St. Petersburg	Lv 10 30	8 45
6 30	Ar. Tampa	Lv 12 01	10 30
8 15	Ar. Fort Meyers	Lv —	8 00

SEE AMERICA FIRST BY RAIL

The Chicagoan	20th Century	New England	Fifth Ave. Special	New York Central	New England	20th Century	The Chicagoan	51
9 45	4 30	4 45	10 00	Lv. Chicago	Ar 9 27	9 00	4 30	3 25
3 15	—	9 43	3 08	Ar. Toledo	Lv 6 32	—	1 25	11 50
5 45	—	11 35	5 31	Ar. Cleveland	Lv —	—	11 22	9 40
10 55	—	3 00	9 43	Ar. Buffalo	Lv 2 00	—	7 45	4 54
8 35	9 30	1 05	7 15	Ar. New York	Lv —	6 00	11 00	8 15
				Ar. Boston	Lv 3 30			

(Read Down) New York Central (La Salle St. Station) (Read Up)

Motor City	Twilight	Wolverine	Michigan	Twilight	Motor City
368	356	8	355	357	351
*11 59	4 15	1 30	Lv. Chicago	Ar 4 00	9 55
7 40	10 40	7 45	Ar. Detroit	Lv 11 20	5 15
		12 37	Ar. Buffalo (Cent. Ter)	Lv 10 55	
		9 00	Ar. New York		
		1 05	Ar. Boston		

James Whitcomb Riley

302	304	303	305
* 8 55	* 3 55	Lv. Chicago	Ar * 1 30
1 55	8 35	Ar. Indianapolis	Lv 10 35
	11 05	Ar. Cincinnati	Lv 8 20
		Ar. Miami (S.A.L.)	Lv 10 00

TRAIN TRAVEL is Safe and Comfortable

(Read Down) Pennsylvania Railroad (Union Station) (Read Up)

The Kentuckian	The Southwind	The Kentuckian
74-94	#90	95-75
* 9 25	8 30	Lv. Chicago
3 45	1 27	Ar. Indianapolis
7 15	3 55	Ar. Louisville
	6 25	Ar. Nashville
	10 25	Ar. Birmingham
	9 55	Ar. Jacksonville
	5 55	Ar. Miami
	5 25	Ar. St. Petersburg

(Read Down) Pennsylvania Railroad (Union Station) (Read Up)

The Buckeye	The Buckeye
74	75
* 9 25	*10 55
12 55	2 30
6 30	7 45
	Lv. Chicago
	Ar. Logansport (van Station)
	Ar. Cincinnati
	Lv 3 15
	Ar. Roanoke
	Ar. Winston Salem
	Ar. Durham
	Ar. Norfolk
	Lv 7 05
	Ar. Norfolk
	Lv 11 25
	Lv 3 10
	Lv 2 15
	Lv 1 05

Reference Notes:
 *—Daily. d—Daily Ex. Sunday. x—Daily Ex. Saturday.
 †—Ask agent for dates of operation.
 —On Saturdays leaves at 10 59 P.M.

Connections with Northern Pacific Trains

Schedules shown are latest information available at time of publication.

At Chicago (Continued)

Pennsylvania Limited 54	The Admiral 50	Broadway Ltd., Pullman Only 28	The General 48 Daily	Manhattan Ltd. 22 Daily	Pennsylvania Railroad (Union Station)		Manhattan Limited		The General 49 Daily	Broadway Ltd., Pullman Only 29 Daily	Pennsylvania Limited 55 Daily	The Fort Pitt 53 Daily	Norfolk & Western Ry.					
					23	43	Blue Bird 121	Banner Blue 111					(Dearborn Station)	Blue Bird 124	Banner Blue 110			
10 30	6 30	5 00	3 15	11 10	Lv. Chicago	Ar. Chicago	7 20	8 00	8 45	9 00	3 40	8 55	4 45	10 40	Lv. Chicago	Ar. Chicago	2 50	8 30
1 55	10 17	8 15	6 36	2 43	Ar. Fort Wayne	Lv. Fort Wayne	5 21	5 35	6 58	7 31	1 41	6 40	7 29	1 40	Ar. Decatur	Lv. Decatur	11 51	5 30
8 30	4 50	1 34	12 11	9 30	Ar. Pittsburgh	Lv. Pittsburgh	11 20	11 20	1 22	2 02	7 40	11 15	10 25	4 40	Ar. St. Louis	Lv. St. Louis	9 10	3 00
2 13	10 24	6 19	5 05	3 15	Ar. Harrisburg	Lv. Harrisburg	5 15	5 15	8 36	9 08	1 55	—	—	—	—	—	—	—
a 6 50	—	—	9 15	—	Ar. Washington	Lv. Washington	—	—	x 5 00	—	—	—	—	—	—	—	—	—
4 15	12 40	8 03	7 20	5 30	Ar. No. Philadelphia	Lv. No. Philadelphia	3 02	3 02	6 34	7 21	11 43	—	—	—	—	—	—	—
5 45	2 50	9 30	8 55	7 55	Ar. New York	Lv. New York	1 30	1 30	5 05	6 00	9 40	—	—	—	—	—	—	—

Reference Marks:
 a—Except December 25 and January 1. *—Daily.
 x—On Saturdays and Dec. 25 and Jan. 1 Leave Washington 4:30 pm.
 — Leaves and arrives Penna. Station—30th St.
 — Operates Daily, except Nov. 24, Dec. 24, 25 & 31.
 — Runs Sun., Mon. and Nov. 25, Dec. 27 and Jan. 3.
 — Except Sun., Mon. and Nov. 25, Dec. 27 and Jan. 3.

TABLE OF PULLMAN FARES

Where Lower Berth Is	STANDARD PULLMAN RATE WILL BE							Where Lower Berth Is	STANDARD PULLMAN RATE WILL BE								
	Upper Berth Is	Duplex Roomette One Person	Roomette One Person	Duplex Single Room One Person	BED-ROOM One or More Persons	Bedroom Suite Two or More Persons	Com-partment One or More Persons		Drawing Room One or More Persons	Upper Berth Is	Duplex Roomette One Person	Roomette One Person	Duplex Single Room One Person	BED-ROOM One or More Persons	Bedroom Suite Two or More Persons	Com-partment One or More Persons	Drawing Room One or More Persons
5.80	4.40	6.35	8.10	10.20	14.76	26.65	15.85	21.35	18.85	14.30	20.70	26.25	30.95	43.35	80.10	47.20	65.10
6.30	4.75	7.00	8.75	11.00	15.95	29.00	17.15	23.15	19.00	14.41	21.04	26.58	32.37	46.05	84.15	49.85	67.85
6.40	4.85	7.00	8.90	11.20	16.25	29.35	17.45	23.50	19.10	14.55	21.05	26.80	31.60	44.05	81.30	47.85	66.00
6.70	5.15	7.40	9.40	11.65	16.65	30.40	18.05	24.40	19.50	14.76	21.69	27.23	33.17	47.25	86.50	51.15	69.65
6.71	5.06	7.80	11.22	13.88	19.90	36.10	21.40	29.00	19.85	15.10	21.90	27.70	32.60	45.65	84.35	49.60	68.50
7.05	5.40	7.75	9.85	12.20	17.40	31.80	18.85	25.50	20.15	15.35	22.20	28.20	33.20	46.40	85.75	50.40	69.55
7.55	5.65	8.30	10.55	13.05	18.65	34.05	20.10	27.25	20.55	15.55	22.60	28.80	33.75	47.10	87.05	51.35	70.80
7.76	5.94	10.29	13.04	15.90	22.55	41.35	24.45	33.30	20.80	15.90	22.95	29.15	34.45	47.85	88.50	51.95	71.70
7.90	6.10	8.75	11.05	13.75	19.50	35.60	21.00	28.55	21.25	16.15	23.45	29.65	34.90	48.70	90.10	53.00	73.15
8.70	6.60	9.00	12.20	14.90	21.10	38.70	22.90	31.15	21.50	16.30	23.70	30.10	35.40	49.30	91.15	53.65	74.05
8.75	6.55	10.78	13.70	16.78	23.90	43.70	25.70	35.00	22.20	16.85	24.40	31.00	36.40	50.90	94.10	55.30	76.35
9.20	6.95	10.15	12.80	15.55	22.20	40.70	24.10	32.80	22.50	17.15	24.80	31.55	37.05	51.65	95.50	56.05	77.45
9.50	7.15	10.55	13.25	16.25	23.95	42.10	24.85	33.90	23.15	17.65	25.50	32.45	38.10	52.95	97.95	57.60	79.65
9.95	7.55	10.95	13.80	16.90	25.90	43.80	25.85	35.35	23.41	17.76	27.15	34.47	41.46	55.55	107.40	63.45	86.90
10.07	7.70	11.17	14.08	17.16	24.40	44.75	26.35	35.95	23.71	17.96	27.65	34.97	41.96	56.30	108.75	64.20	88.00
10.20	7.80	11.35	14.40	17.40	24.50	44.95	26.50	36.25	24.20	18.40	26.60	33.80	39.50	55.05	101.95	60.05	83.00
11.00	8.40	12.25	15.50	18.65	26.30	48.25	28.45	39.90	24.50	18.60	26.90	34.35	40.15	55.80	103.30	60.80	84.05
11.45	8.65	12.70	16.00	19.25	27.20	49.90	29.60	40.35	24.76	18.84	29.14	36.79	44.00	61.95	114.00	62.25	92.30
11.75	9.00	13.05	16.60	19.95	27.95	51.30	30.25	41.45	25.00	18.95	27.45	34.80	40.75	56.80	105.15	61.95	85.65
11.77	9.02	13.09	16.61	20.02	28.25	51.80	30.55	41.75	25.25	19.25	27.80	35.35	41.45	57.55	106.60	62.60	86.60
12.25	9.25	13.55	17.10	20.45	28.90	53.15	31.45	43.05	26.00	19.85	28.60	36.40	42.70	59.25	109.65	64.40	89.10
12.51	9.46	15.15	19.32	24.06	34.65	62.75	37.25	50.35	26.50	20.10	29.10	36.95	43.20	60.20	111.50	65.65	90.70
12.55	9.50	13.90	17.65	21.10	29.65	54.50	32.15	44.10	26.80	20.40	29.50	37.50	43.80	60.95	112.90	66.30	91.75
13.01	9.81	15.80	19.97	24.86	35.85	65.10	38.55	52.15	26.86	20.41	31.00	39.42	47.08	66.30	121.85	71.80	98.55
13.20	10.01	14.69	18.48	22.17	31.30	57.50	34.00	46.50	27.50	20.95	30.35	38.50	45.05	62.50	115.75	68.00	94.15
13.25	10.10	14.65	18.65	22.30	31.20	57.45	33.85	46.45	27.51	20.96	31.75	40.37	48.31	67.75	124.60	73.35	100.70
13.56	10.34	16.64	21.14	26.10	37.30	68.00	40.30	54.65	28.00	21.15	31.06	39.04	46.80	65.80	121.15	71.40	98.05
13.76	10.50	15.25	19.20	23.00	32.35	59.45	35.00	48.05	28.30	21.55	31.20	39.65	46.30	64.25	119.00	69.95	96.80
14.05	10.70	15.45	19.70	23.45	33.00	60.80	35.75	49.15	28.56	21.84	33.24	42.19	50.35	70.40	129.85	76.40	105.00
14.06	10.69	17.29	21.79	26.90	38.50	70.35	41.60	56.45	28.70	21.90	31.60	40.20	46.85	65.15	120.70	78.30	99.10
14.14	10.67	15.68	19.75	23.54	33.30	61.25	36.20	49.65	28.77	21.92	31.94	40.36	48.12	67.65	124.45	73.35	100.75
14.50	10.95	15.95	20.20	24.05	33.90	62.40	36.80	50.60	29.00	22.40	32.45	41.20	48.10	66.90	123.90	72.75	100.75
14.70	11.35	16.25	20.70	24.70	34.45	63.55	37.30	51.25	29.86	22.71	34.30	43.67	51.96	72.85	134.05	79.00	108.65
15.25	11.50	16.80	21.25	25.30	35.60	65.45	38.60	53.10	29.90	22.71	33.04	41.73	49.77	69.95	128.80	76.05	104.40
15.29	11.66	16.94	21.56	25.69	35.95	66.20	39.00	53.55	30.20	22.91	33.54	42.23	50.27	70.70	130.15	76.80	105.50
15.50	11.80	17.05	21.70	25.75	36.25	66.85	39.25	54.00	30.91	23.46	35.40	45.02	53.36	74.95	138.05	81.45	112.00
15.90	12.10	17.55	22.20	26.40	36.95	68.05	40.15	55.25	31.80	24.15	35.16	44.44	53.15	74.25	137.00	80.65	110.75
16.20	12.35	17.85	22.70	26.95	37.70	69.50	40.90	56.30	31.96	24.34	36.67	46.53	55.26	77.35	132.70	83.95	115.60
16.70	12.70	18.30	23.25	27.60	38.65	71.30	42.05	57.90	32.15	24.50	35.35	45.00	52.40	72.65	134.70	79.15	109.70
16.80	12.65	18.56	23.39	28.90	41.15	75.15	44.45	60.40	32.57	24.92	36.04	45.76	54.47	76.10	140.30	82.50	113.45
17.00	12.90	18.85	23.75	28.10	39.40	72.65	42.80	59.00	33.20	25.30	36.65	46.60	54.25	75.20	139.40	81.70	113.30
17.30	13.00	19.21	24.04	29.70	42.35	77.50	45.75	62.20	33.35	25.36	36.89	46.68	55.37	77.70	143.25	84.40	116.05
17.35	13.20	19.05	24.30	28.75	40.10	74.05	43.60	60.05	34.00	25.91	37.64	47.63	56.62	79.15	146.00	85.95	118.20
17.57	13.42	19.44	24.71	30.22	43.00	78.45	46.40	63.10	34.92	26.65	38.59	49.06	58.12	81.20	149.75	88.15	121.40
17.70	13.55	19.45	24.75	29.25	41.05	75.70	44.50	61.35	35.20	26.65	38.81	49.09	58.20	81.45	150.45	88.65	122.05
18.07	13.77	20.09	25.36	31.02	44.20	80.80	47.70	64.90	35.97	27.42	39.69	50.41	59.52	83.30	153.75	90.60	124.75
18.10	13.70	19.95	25.25	29.85	41.75	77.10	45.40	62.55	36.35	27.66	40.19	50.93	60.27	84.25	155.45	91.60	126.15
18.45	14.00	20.30	25.85	30.45	42.60	78.70	46.30	63.85	37.40	28.41	41.29	52.28	61.67	86.35	159.45	94.05	129.50

TABLE OF STANDARD LOWER BERTH SLEEPING CAR CHARGES

Between	Chicago	
---------	---------	--

One-Way and Round Trip Railroad Fares

NOTE: Fares quoted herein are for information only. They are compiled from latest tariffs but are subject to change.

BETWEEN	First Class		Coach Class		BETWEEN	First Class		Coach Class		BETWEEN	First Class		Coach Class	
	One Way	6 Mos. Round Trip	One Way	6 Mos. Round Trip		One Way	6 Mos. Round Trip	One Way	6 Mos. Round Trip		One Way	6 Mos. Round Trip	One Way	6 Mos. Round Trip
CHICAGO AND					JAMESTOWN AND					HELENA AND				
Billings.....	\$48.31	\$87.00	\$38.06	\$68.55	Chicago, Ill.....	\$28.17	\$50.75	\$22.21	\$40.00	—Continued.				
Bismarck, N. D.....	32.10	57.30	25.30	45.55	Minneapolis, Minn.....	12.47	22.45	9.83	17.70	Indianapolis, Ind.....	\$ 71.41	\$ 131.37	\$ 51.82	\$ 98.90
Butte, Mont.....	57.43	105.40	45.21	81.40	Portland, Ore.....	58.19	92.75	45.90	79.25	Kansas City, Mo.....	56.27	99.45	44.38	78.85
Ellensburg, Wash.....	75.05	120.50	61.46	99.40	St. Paul, Minn.....	12.88	23.20	10.16	13.30	(via St. Paul)				
Fargo, N. D.....	24.61	44.50	19.40	34.95	Seattle, Wash.....	55.94	89.15	44.11	75.35	Livingston, Mont.....	4.76	8.60	3.75	6.75
Glendive, Mont.....	40.29	72.55	22.24	40.00	Louisville, Ky.....	80.21	145.91	59.70	108.75	Louisville, Ky.....	14.90	26.85	11.74	21.16
Jamestown, N. D.....	28.17	50.75	22.21	40.00	Miles City, Mont.....	4.70	75.10	32.84	69.15	Minneapolis, Minn.....	41.70	75.10	32.84	69.15
Livingston, Mont.....	28.17	50.75	22.21	40.00	Missoula, Mont.....	4.61	8.30	3.64	6.60	New York, N. Y.....	124.83	231.55	85.23	153.12
Los Angeles, Cal.....	135.45	154.45	106.69	126.70	Philadelphia, Pa.....	118.37	219.23	81.17	146.30	Philadelphia, Pa.....	91.31	162.07	63.26	116.49
Miles City, Mont.....	42.66	76.80	33.62	60.55	Pittsburgh, Pa.....	91.31	162.07	63.26	116.49	Portland, Ore.....	28.25	50.85	22.27	40.10
Missoula, Mont.....	62.06	107.00	48.86	87.95	Portland, Ore.....	28.25	50.85	22.27	40.10	St. Louis, Mo.....	59.57	107.00	46.96	84.55
Portland, Ore.....	82.75	126.80	65.16	99.75	St. Louis, Mo.....	59.57	107.00	46.96	84.55	St. Paul, Minn.....	42.14	75.90	33.16	69.75
St. Cloud, Minn.....	18.19	32.75	14.32	25.90	Seattle, Wash.....	26.00	46.80	20.48	36.90	Spokane, Wash.....	13.79	24.85	10.87	19.60
San Francisco, Cal.....	117.40	154.45	92.48	126.70	Tacoma, Wash.....	26.00	46.80	20.48	36.90	Tacoma, Wash.....	26.00	46.80	20.48	36.90
Seattle, Wash.....	82.75	126.80	65.16	99.75	Washington, D. C.....	112.48	198.66	75.60	136.73	Washington, D. C.....	112.48	198.66	75.60	136.73
Spokane, Wash.....	70.56	107.00	55.57	89.25										
Tacoma, Wash.....	82.75	126.80	65.16	99.75										
Vancouver, B. C.....	82.75	126.80	65.16	99.75										
Winnipeg, Man.....	32.39	58.35	25.87	46.60										
Yakima, Wash.....	75.05	120.50	61.46	99.40										
*Yellowstone Park.....	98.85	177.85	77.85	146.85										
ST. PAUL AND					BILLINGS AND					MISSOULA AND				
Billings, Mont.....	33.02	59.45	26.01	46.85	Atlanta, Ga.....	\$76.25	\$137.30	\$59.48	\$107.10	Baltimore, Md.....	117.11	202.21	79.25	143.33
Bismarck, N. D.....	16.81	30.30	13.25	23.90	Baltimore, Md.....	103.34	182.21	68.78	123.33	Billings, Mont.....	13.72	24.75	10.84	19.55
Butte, Mont.....	42.14	75.90	33.16	69.75	Birmingham, Ala.....	69.18	124.60	54.54	99.20	Boston, Mass.....	138.43	253.67	94.57	172.34
Duluth, Minn.....	5.79	10.45	4.57	8.25	Boston, Mass.....	124.66	233.67	84.10	152.84	Bozeman, Mont.....	8.32	15.00	6.56	11.86
Ellensburg, Wash.....	62.76	100.35	49.41	81.50	Buffalo, N. Y.....	87.99	162.52	61.17	111.02	Buffalo, N. Y.....	101.76	182.52	71.64	130.52
Fargo, N. D.....	9.32	16.80	7.35	13.25	Butte, Mont.....	9.10	16.40	7.19	12.95	Chicago, Ill.....	62.08	107.00	48.88	88.00
Helena, Mont.....	42.14	75.90	33.16	69.75	Chicago, Ill.....	43.31	87.00	38.04	69.50	Cincinnati, Ohio.....	62.08	107.00	48.88	88.00
International Falls, Minn.....	12.34	22.25	9.80	17.65	Cincinnati, Ohio.....	70.54	131.11	52.02	95.62	Cleveland, Ohio.....	62.08	107.00	48.88	88.00
Los Angeles, Cal.....	122.41	151.05	96.43	126.70	Cleveland, Ohio.....	74.05	137.49	52.50	99.08	Des Moines, Iowa.....	62.08	107.00	48.88	88.00
Miles City, Mont.....	27.37	49.30	21.57	38.85	Des Moines, Iowa.....	39.99	72.00	31.51	56.75	Detroit, Mich.....	62.08	107.00	48.88	88.00
Missoula, Mont.....	46.77	84.20	36.81	66.30	Detroit, Mich.....	69.80	129.68	49.74	94.79	Fargo, N. D.....	24.37	43.90	19.22	34.60
Portland, Ore.....	69.71	106.35	54.90	83.65	Fargo, N. D.....	24.37	43.90	19.22	34.60	Helena, Mont.....	9.22	16.60	7.27	13.10
San Francisco, Cal.....	104.36	151.05	82.22	126.70	Helena, Mont.....	9.22	16.60	7.27	13.10	Indianapolis, Ind.....	62.27	114.92	45.00	86.00
Seattle, Wash.....	67.47	106.35	53.14	83.65	Indianapolis, Ind.....	62.27	114.92	45.00	86.00	Jacksonville, Fla.....	87.85	158.20	67.92	122.20
Spokane, Wash.....	55.26	87.80	43.50	70.90	Jacksonville, Fla.....	87.85	158.20	67.92	122.20	Kansas City, Mo.....	47.49	85.50	37.44	67.40
Tacoma, Wash.....	67.47	106.35	53.14	83.65	Kansas City, Mo.....	47.49	85.50	37.44	67.40	Louisville, Ky.....	71.07	130.41	52.52	96.15
Vancouver, B. C.....	67.47	106.35	53.14	83.65	Louisville, Ky.....	71.07	130.41	52.52	96.15	Miami, Fla.....	103.41	186.25	79.04	142.25
Winnipeg, Man.....	17.10	30.80	13.82	24.90	Miami, Fla.....	103.41	186.25	79.04	142.25	New York, N. Y.....	115.69	215.10	78.41	140.22
Yakima, Wash.....	62.76	100.35	49.41	81.50	New York, N. Y.....	115.69	215.10	78.41	140.22	Philadelphia, Pa.....	109.23	202.78	74.35	133.40
*Yellowstone Park.....	71.30	131.30	65.15	116.55	Philadelphia, Pa.....	109.23	202.78	74.35	133.40	Pittsburgh, Pa.....	82.17	149.62	56.44	103.59
MINNEAPOLIS AND					Pittsburgh, Pa.....	82.17	149.62	56.44	103.59	Portland, Ore.....	37.39	67.35	29.46	53.05
Bemidji, Minn.....	8.58	15.45	6.77	12.20	Portland, Ore.....	37.39	67.35	29.46	53.05	St. Louis, Mo.....	50.72	91.30	39.99	63.05
Billings, Mont.....	32.59	58.70	25.57	46.05	St. Louis, Mo.....	50.72	91.30	39.99	63.05	St. Paul, Minn.....	33.02	59.45	26.01	46.85
Bismarck, N. D.....	16.38	29.50	12.92	23.30	St. Paul, Minn.....	33.02	59.45	26.01	46.85	Seattle, Wash.....	35.12	63.25	27.68	49.86
Butte, Mont.....	41.70	75.10	32.84	59.15	Seattle, Wash.....	35.12	63.25	27.68	49.86	Spokane, Wash.....	22.92	41.30	18.06	32.55
Duluth, Minn.....	5.79	10.45	4.57	8.25	Spokane, Wash.....	22.92	41.30	18.06	32.55	Tampa, Fla.....	96.84	174.40	74.35	133.80
Ellensburg, Wash.....	62.35	100.35	49.11	81.50	Tampa, Fla.....	96.84	174.40	74.35	133.80	Washington, D. C.....	103.34	182.21	68.78	123.33
Fargo, N. D.....	8.90	16.05	7.02	12.65	Washington, D. C.....	103.34	182.21	68.78	123.33					
Helena, Mont.....	41.70	75.10	32.84	59.15										
International Falls, Minn.....	12.34	22.25	9.80	17.65										
Jamestown, N. D.....	12.47	22.45	9.83	17.70										
Los Angeles, Cal.....	122.00	151.05	96.13	126.70										
Miles City, Mont.....	26.95	48.55	21.22	38.20										
Missoula, Mont.....	46.33	83.40	36.50	65.70										
Portland, Ore.....	69.30	106.35	54.60	83.65										
San Francisco, Cal.....	103.95	151.05	81.92	126.70										
Seattle, Wash.....	67.04	106.35	52.82	83.65										
Spokane, Wash.....	54.84	87.80	43.20	70.90										
Vancouver, B. C.....	67.04	106.35	52.82	83.65										
Yakima, Wash.....	62.35	100.35	49.11	81.50										
Winnipeg, Man.....	16.69	30.05	13.49	24.30										
*Yellowstone Park.....	70.55	126.75	55.55	103.65										
DULUTH AND					BUTTE AND					SPOKANE AND				
Brainerd, Minn.....	4.32	7.80	3.40	6.15	Baltimore, Md.....	112.48	198.66	75.60	136.73	Baltimore, Md.....	125.59	202.21	85.45	144.58
Butte, Mont.....	43.21	77.80	34.04	61.30	Billings, Mont.....	9.22	16.60	7.27	13.10	Billings, Mont.....	22.92	41.30	18.06	32.55
Fargo, N. D.....	9.72	17.50	7.67	13.85	Boston, Mass.....	133.80	250.12	90.92	165.74	Bismarck, N. D.....	39.82	70.05	31.41	65.56
Helena, Mont.....	43.21	77.80	34.04	61.30	Bozeman, Mont.....	3.69	6.65	2.92	5.30	Boston, Mass.....	146.91	253.67	100.77	173.59
Los Angeles, Cal.....	122.80	151.05	96.77	126.70	Buffalo, N. Y.....	97.13	178.97	67.99	123.92	Buffalo, N. Y.....	110.24	192.52	77.84	131.77
Miles City, Mont.....	28.43	51.20	22.41	40.35	Chicago, Ill.....	57.45	103.45	45.22	81.40	Butte, Mont.....	13.82	24.90	10.90	19.65
Portland, Ore.....	70.10	106.35	55.24	83.65	Cincinnati, Ohio.....	70.68	147.56	59.20	108.52	Chicago, Ill.....	70.56	107.00	55.56	99.25
St. Paul-Mpls., Minn.....	5.79	10.45	4.57	8.25	Cleveland, Ohio.....	83.19	153.94	59.32	111.98	Cincinnati, Ohio.....	92.79	155.12	69.54	117.60
San Francisco, Cal.....	104.75	151.05	82.56	126.70	Des Moines, Iowa.....	48.77	87.80	38.45	69.25	Cleveland, Ohio.....	96.30	162.08	69.17	122.61
Seattle, Wash.....	67.87	106.35	53.45	83.65	Detroit, Mich.....	78.94	146.13	58.56	107.69	Des Moines, Iowa.....	62.59	99.45	49.33	78.85
Spokane, Wash.....	55.64	87.80	43.84	70.90	Fargo, N. D.....	33.47	60.25	26.40	47.55	Detroit, Mich.....	92.05	149.68	66.41	115.54
Tacoma, Wash.....	67.87	106.35	53.45	83.65	Indianapolis, Ind.....	71.41	131.37	51.82	98.90	Duluth, Minn.....	55.64	87.80	43.84	70.90
Vancouver, B. C.....	67.87	106.35	53.45	83.65	Kansas City, Mo.....	56.27	99.45	44.38	78.85	Fargo, N. D.....	45.93	73.10	36.16	62.55
*Yellowstone Park.....	73.25	131.30	67.70	126.70	Livingston, Mont.....	4.76	8.60	3.75	6.75	Helena, Mont.....	13.79	24.85	10.87	19.60
					Louisville, Ky.....	80.21	145.91	59.70	108.75	Indianapolis, Ind.....	84.52	134.92	61.67	106.75
					Missoula, Mont.....	4.61	8.30	3.64	6.60	Kansas City, Mo.....	63.44	99.45	49.98	78.85
					New York, N. Y.....	124.83	231.55	85.23	153.12	Livingston, Mont.....	18.48	33.30	14.56	26.25
					Philadelphia, Pa.....	118.37	219.23	81.17	146.30	Louisville, Ky.....	93.32	145.91	70.04	108.75
					Pittsburgh, Pa.....	91.31	162.07	63.26	116.49					