

CHICAGO AND NORTH WESTERN RAILWAY COMPANY


Freight Traffic Offices

AMORY, MISS.....	P. O. Drawer 30, Tel. Clearbrook	6-3541
ATLANTA 3, GA.....	66 Luckie St., N.W., Tel. JACkson	1-2140
BILLINGS, MONT.....	113 N. Broadway, Tel. ALPine	9-2851
BIRMINGHAM 3, ALA.....	201 Brown Marx Bldg., Tel. FAIRfax	3-2532
BOSTON 8, MASS.....	212 Old South Bldg., Tel. LIBerty	2-9640
BUFFALO 3, N. Y.....	202 Ellicott Sq., Tel. TL	2-4653
CASPER, WYO.....	543 Midwest Ave., Tel. 23	4-1982
CEDAR RAPIDS, IA.....	326 First Ave., N.E., Tel. EMpire	4-7430
CHICAGO 4, ILL.....	208 S. La Salle St., Tel. DEarborn	2-2121
CINCINNATI 2, OHIO.....	311 Dixie Terminal Bldg., Tel. PARKway	1-4567
CLEVELAND 13, OHIO.....	1106 Terminal Tower Bldg., Tel. MAIn	1-1880
DALLAS 1, TEX.....	729 Kirby Bldg., 1509 Main St., Tel. RIVERSide	2-3765
DENVER 2, COLO.....	216 Patterson Bldg., Tel. CHerry	4-4478
DES MOINES 9, IA.....	Room 1303, 715 Locust St., Tel. CHerry	3-5148
DETROIT 26, MICH.....	1043 Book Bldg., Tel. WOODward	2-8087
DULUTH 2, MINN.....	232 S. 5th Ave., W., Tel. RANDolph	2-0876
EAU CLAIRE, WIS.....	Passenger Station, Tel. Temple	2-6670
EDMONTON, ALBERTA.....	514 Northern Hardware Bldg., 10201 - 104th St., Tel. GARDen	2-2461
ESCANABA, MICH.....	428 - 1st Ave., N., Tel. STATE	6-0572
EUGENE, ORE.....	163 E. 12th St., Tel. DIAMond	4-3213 and 4-3214
FARGO, N. D.....	1426 - 11th St., N., Tel. ADAMS	2-4766
FOND DU LAC, WIS.....	105 S. Brook St., Tel. WALnut	1-9450
GRAND FORKS, N. D.....	204 Red River National Bank Bldg., Tel. 772	3-8111
GREAT FALLS, MONT.....	P. O. Box 1132	
GREEN BAY, WIS.....	300 Dousman St., Tel. HEMlock	5-6636
HOUSTON 2, TEXAS.....	603 Bankers Mortgage Bldg., Tel. CAPITAL	8-4663
HURON, S. D.....	56 Dakota Ave., Tel. ELgin	2-2401
INDIANAPOLIS 4, IND.....	11 S. Meridian St., Tel. MELrose	7-1528 and 7-1529
JACKSONVILLE 2, FLA.....	Schultz Bldg., 118 W. Adams St., Tel. ELgin	3-3008
KANSAS CITY 5, MO.....	Room 958, 127 W. 10th St., Tel. VICTor	2-2332
LINCOLN 8, NEBR.....	802 "S" St., Tel. HEMlock	2-2164
LOS ANGELES 14, CALIF.....	Room 417, 510 W. Sixth St., Tel. MADison	4-8804
MADISON 3, WIS.....	201 S. Blair St., Tel. ALPine	6-5486
MANKATO, MINN.....	201 W. Main St., Tel. 8-2961	8-2962
MASON CITY, IA.....	426 S. Federal St., Tel. GARDen	3-8561
MEDFORD, ORE.....	1307 W. Main St., Tel. SPRing	3-5325 and 3-5326
MEMPHIS 3, TENN.....	1136 Sterick Bldg., Tel. JACKson	5-4837
MILWAUKEE 3, WIS.....	161 W. Wisconsin Ave., Tel. BROADway	6-6540
MINNEAPOLIS 2, MINN.....	Room 600, 76 S. 8th St., Tel. FEDERAL	9-7616
NEW ORLEANS 12, La.....	Room 715, 812 Gravier St., Tel. JACKson	5-8024
NEW YORK 36, N. Y.....	Room 322, 500 Fifth Ave., Tel. LONGacre	5-4490
OAKLAND 12, CALIF.....	Room 513, 436 - 14th St., Tel. GLEncourt	1-2267
OMAHA 2, NEBR.....	406 S. 19th St., Tel. 341	7-8556
PEORIA, ILL.....	432 Jefferson Bldg., Tel. 673	7-9994
PHILADELPHIA 2, PA.....	Room 902, 1400 S. Penn. Sq., Tel. LOCust	3-6476
PHOENIX 20, ARIZ.....	8035 N. Fifth St., Tel. WINDsor	4-7749
PITTSBURGH 22, PA.....	232-235 Oliver Bldg., Tel. ATLANTic	1-5005
PORTLAND 5, ORE.....	372 Pittcock Block, Tel. CAPitol	6-7691
RACINE, WIS.....	1417 State St., Tel. MELrose	3-2625
RAPID CITY, S. D.....	8th & Rapid Sts., Tel. FILLmore	2-1181
ROCHESTER, MINN.....	105 1/2 Second Ave., S. W., Tel. ATLAS	2-2797
ROCKFORD, ILL.....	505 S. Church St., Tel. WOODland	3-4615
SACRAMENTO 14, CALIF.....	623 Forum Bldg., Tel. GILBERT	8-6683
ST. LOUIS 2, MO.....	1500 Landreth Bldg., 320 N. 4th St., Tel. GARfield	1-2121
ST. PAUL 1, MINN.....	275 E. Fourth St., Tel. CAPITAL	2-0331
SALT LAKE CITY 11, UTAH.....	Room 1163, 405 S. Main St., Tel. DAVIS	8-9624
SAN FRANCISCO 5, CALIF.....	301 Monadnock Bldg., Tel. EXbrook	2-5308
SEATTLE 1, WASH.....	3334 White Bldg., Tel. MAIn	2-5626 and 2-5627
SHREVEPORT, LA.....	Room 823 Johnson Bldg., P. O. Box 645, Tel. 424	3-6554
SIOUX CITY 1, IA.....	201 Benson Bldg., Tel. 5	8888
SIOUX FALLS, S. D.....	424 E. Eighth St., Tel. EDison	2-6051
SPOKANE 1, WASH.....	721 Old National Bank Bldg., Tel. TEMple	8-3644
SUPERIOR, WIS.....	Station, Tel. EXPORT	2-4853 and 4-6693
TACOMA 2, WASH.....	Room 1013, 950 Pacific Ave., Tel. MARKET	7-3374
TORONTO 1, ONT.....	69 Yonge St., Tel. EMpire	8-4533
TULSA 3, OKLA.....	204 Thompson Bldg., Tel. LUther	3-2286
VANCOUVER, B. C.....	475 Howe St., Tel. MUTUAL	4-4354
WASHINGTON 5, D. C.....	Room 414, 777 - 14th St. N.W., Tel. REPUBLIC	7-1991
WASHINGTON 5, D. C.....	711 - 14th St., N.W., Tel. METro	8-4181
WAUSAU, WIS.....	105 W. Washington St., Tel. VIKing	2-5566
WINNIPEG 2, MAN.....	408 Childs Bldg., Tel. WHITEhall	2-2927
WINONA, MINN.....	300 W. Second St., Tel. 7421	
WINSTON-SALEM 3, N. C.....	404 Reynolds Bldg., Tel. PARK	2-1618



THROUGH PASSENGER TRAIN SCHEDULES
ROUTE OF THE

"400"
STREAMLINERS



EFFECTIVE
OCTOBER 29, 1961

CHICAGO AND NORTH WESTERN RAILWAY CO.

General Offices—400 W. Madison St., Chicago 6, Ill.—Tel. DEarborn 2-2121

BEN W. HEINEMAN, Chairman

C. J. FITZPATRICK, President

F. V. KOVAL, Director Commuter and Passenger Services

C. F. STEWART, General Passenger Traffic Manager

C. E. QUACKENBUSH, General Passenger Agent

H. V. REED, Assistant to Director Commuter Service

For Reservations and Passenger Information in Chicago Telephone Financial 6-7979.

GENERAL INFORMATION

Time from 12:01 midnight to 12:00 noon is shown in light figures, while time from 12:01 noon to 12:00 midnight is shown in dark figures.

Note carefully any sign, symbol or letter shown in schedule columns, as it is very important that you read the explanation under Reference Notes usually on same page, but in some cases on the opposite page.

Children under five years of age are carried free when accompanied by parent or guardian. Those who have reached or passed their fifth birthday and are under two years of age require a half fare ticket, and those who have reached or passed their twelfth birthday require an adult ticket.

Limits of Tickets. Regular one-way tickets are limited to thirty (30) days in addition to date of sale. Passengers must reach destination of one-way tickets, or original starting point of round trip tickets not later than midnight of date punched in margin or otherwise indicated.

Stoppers within limit will be allowed on regular one-way and round trip tickets at all regular station stops enroute. Notify conductor in advance when stopover is desired.

Honoring of Tickets. Coach tickets are honored in coaches only. First-class tickets are honored in coaches without additional charge, also in standard sleepers and parlor cars upon payment of additional charge for space occupied.

Purchase Tickets Before Boarding Trains. Conductors are required to charge 10c higher fare when one-way cash fare is collected on train. If ticket office is closed at time of train departure, this higher fare will not be charged.

Adjustment of Fares. In the event of any disagreement with agent or conductor relative to ticket fares or privileges, please pay fare required, take receipt, and communicate with General Passenger Agent, C. & N. W. Ry., 400 W. Madison St., Chicago 6, Ill.

Redemption of Tickets. Tickets unused or partly used will be redeemed under tariff regulations at proper value. Consult any C. & N. W. Railway Office, or write to the General Passenger Office of the railroad from which you purchased ticket.

No person who is incapable of properly caring for himself, or herself, because of mental, physical or other disability, will be received as a passenger unless accompanied by a competent attendant.

Baggage. Checking of baggage is subject to tariff regulations, consult Agent. Checkable baggage consists of wearing apparel, toilet articles (except liquids), and similar personal effects. Money, jewelry (except samples), etc. are not checkable. Valuation of baggage must be declared in writing at time of checking. A charge of 25¢ is made for each \$100 (or fraction thereof) declared valuation in excess of the free valuation allowance. No single piece of baggage will be checked which exceeds 300 pounds in weight, 72 inches in greatest dimension, or \$2,500 in value.

Lost Articles. Inquiry should be made of Manager, Mail-Baggage and Express Dept., C. & N. W. Ry., Madison St. Station, Chicago 6, Ill. If article lost in Pullman car, your inquiry should be addressed to The Pullman Company, 165 N. Canal Street, Chicago 6, Ill. No responsibility is assumed for unchecked articles.

SPECIAL NOTICE: The schedules, fares and other arrangements shown in this folder are subject to change without notice. The C. & N. W. Ry. does not assume responsibility for errors in timetables, or for inconvenience or damage resulting from delayed trains, failure to make connections, air-conditioning failures, or emergency substitutions in train equipment.

INDEX TO PASSENGER STATIONS

TABLE No.	TABLE No.	TABLE No.
Adams, Wis. 4, 6, 7	Brampton, Mich. 14	Crystal Lake, Ill. 4, 7
Algoma, Wis. 2, 11	Brooklyn, Wis. 7	Cudahy, Wis. 8, 9
Altoona, Wis. 7	Brussels, Wis. 12	
Antigo, Wis. 15	Byron, Minn. 4	
Appleton Jct., Wis. 1, 3, 14, 15		
Ashland, Wis. 15	Cameron, Wis. 7a	DeKalb, Ill. 10
Augusta, Wis. 7	Campbellsport, Wis. 1, 3, 15	Denmark, Wis. 1, 3, 15
	Camp Douglas, Wis. 4, 7	De Pere, Wis. 1, 3, 14, 15
Baileys Harbor, Wis. 2	Camp McCoy, Wis. 4	Des Plaines, Ill. 4, 7
Bangor, Wis. 4	Casco, Wis. 12	Dixon, Ill. 10
Bannerman, Wis. 16	Cedar Grove, Wis. 1, 3, 15	Dodge Center, Minn. 4
Baraboo, Wis. 4, 7	Chetek, Wis. 7a	Dover, Minn. 4
Bark River, Mich. 14	Chicago, Ill. 1, 3, 4, 7, 8, 9, 10, 14, 15	Duluth, Minn. 7a
Barton, Wis. 1, 3	Chippewa Falls, Wis. 7a	Dyckesville, Wis. 11
Bay Settlement, Wis. 11	Claremont, Minn. 4	
Beaver Dam, Wis. (See South Beaver Dam) 4, 7	Clearwater Lake, Wis. 15	Eagle River, Wis. 15
Belgium, Wis. 1, 3	Cleveland, Wis. 1, 3, 15	Eau Claire, Wis. 7, 7a
Bellevue, Wis. 1, 3	Clinton, Ia. 10	Eden, Wis. 1, 3
Beloit, Wis. 4, 7	Coleman, Wis. 12	Egg Harbor, Wis. 2
Big Saumico, Wis. 14	Conover, Wis. 15	Eland, Wis. 15
Bloomer, Wis. 7a	Crivitz, Wis. 12	Eloha, Wis. 15
Bonduel, Wis. 15	Crystal Falls, Mich. 12	Eldorado, Wis. 16
Bowler, Wis. 15		Elison Bay, Wis. 2
		Elmhurst, Ill. 10
		Eroy, Wis. 4, 7
		Ephraim, Wis. 2

Rail-Auto Service available at these points.

INDEX TO PASSENGER STATIONS

Continued

TABLE No.	TABLE No.	TABLE No.
Escanaba, Mich. 14	Lodi, Wis. 7	Rochelle, Ill. 11
Evanston (Davis St.), Ill. 1, 3, 4, 7, 8, 9, 10, 14, 15	Luxemburg, Wis. 12	Rochester, Minn. 4, 5
Evansville, Wis. 4, 7	Madison, Wis. 4, 7	Rock, Mich. 14
Eyota, Minn. 4	Manitowish, Wis. 15	Rockfield, Wis. 1, 3
	Manitowoc, Wis. 1, 2, 3, 14, 15	Rockland, Wis. 4
		Rosendale, Wis. 16
Florence, Mich. 12	Mankato, Minn. 4	St. Charles, Minn. 4
Fond du Lac, Wis. 1, 3, 14, 15, 16	Maplewood, Wis. 11	St. Paul, Minn. 5, 7
Forestville, Wis. 11	Maribel, Wis. 1, 3	Sands, Mich. 14
Fort Sheridan, Ill. 8, 9	Marquette, Mich. 14	Sawyer, Wis. 11
Francis Creek, Wis. 1, 3	Marquette, Wis. 1, 3, 14, 15	Saxon, Wis. 15
	Menominee, Mich. 14	Shawano, Wis. 15
	Menomonee, Wis. 7	Sheboygan, Wis. 1, 3, 14, 15
Gagen, Wis. 15	Menomonee Jct., Wis. 7	Sister Bay, Wis. 2
Geneva, Ill. 10	Merces, Wis. 15	Solon Springs, Wis. 7a
Gills Rock, Wis. 2	Meriden, Minn. 4	South Beaver Dam, Wis. 4, 7
Glencoe, Ill. 1, 3, 8, 9	Merrillan, Wis. 7	South Milwaukee, Wis. 8, 9
Gordon, Wis. 7a	Midway, Wis. 4	Sparta, Wis. 7a
Granville, Wis. 1, 3	Milwaukee, Wis. 1, 3, 4, 7, 8, 9, 14, 15	Spooner, Wis. 7a
Great Lakes, Ill. 1, 3, 8, 9	Minneapolis, Minn. 5, 7	Stephans, Mich. 14
Green Bay, Wis. 1, 2, 3, 11, 12, 14, 15	Minnesota City, Minn. 4	Sterling (Rock Falls), Ill. 10
Green Lake, Wis. 16	Minocqua, Wis. (2 miles from Woodruff) 7a	Stockton, Minn. 10
	Minong, Wis. 15	Sturgeon Bay, Wis. 2, 11
Harvard, Ill. 4, 7	Monica, Wis. 15	Summit Lake, Wis. 15
Haven, Wis. 1, 3	Morrison, Ill. 10	Superior, Wis. 7a
Haverhill, Minn. 4		
Hawthorne, Wis. 7a	Neenah, Wis. 1, 3, 14, 15	Three Lakes, Wis. 15
Highland Park, Ill. 1, 3, 8, 9, 14, 15	Negaunee, Mich. 14	Tomahawk Lake (Lake Tomahawk), Wis. 15
Hurley, Wis. 15	Nekoosa, Wis. 6	Trempleau, Wis. 4
	Neshkoro, Wis. 13	Two Rivers, Wis. 2
	New Auburn, Wis. 7a	
Iron Mountain, Mich. 12	New Franken, Wis. 11	Utica, Minn. 4
Iron River, Mich. 12	Newton, Wis. 1, 3	
Ironwood, Mich. 15	North Chicago, Ill. 8, 9	Vandyne, Wis. 1, 3
Irshpeming, Mich. 14	Norwalk, Wis. 4	
		Waseco, Minn. 4
Jackson, Wis. 1, 3	Oak Park, Ill. 11	Waukegan, Ill. 1, 3, 8, 9, 14, 15
Jacksonport, Wis. 2	Oconto, Wis. 14	Wausaukee, Wis. 12
Janesville, Minn. 4	Onalaska, Wis. 4	Wautoma, Wis. 16
Janesville, Wis. 4, 7	Oostburg, Wis. 1, 3, 15	West Bend, Wis. 1, 3, 14, 15
	Oregon, Wis. 7	West Chicago, Ill. 10
Kasson, Minn. 4	Oshkosh, Wis. 1, 3, 14, 15	West Rosendale, Wis. 12
Kaukauna, Wis. 1, 3, 14, 15	Owatonna, Minn. 4	West Salem, Wis. 4
Kedzie (Chicago), Ill. 10	Pelican Lake, Wis. 15	Wheaton, Ill. 10
Kendalls, Wis. 4	Pensaukee, Wis. 14	Wild Rose, Wis. 16
Kenilworth, Ill. 1, 3, 8, 9	Peshigo, Wis. 14	Wilmette, Ill. 1, 3, 8, 9
Kenosha, Wis. 1, 3, 8, 9, 14, 15	Port Edwards, Wis. 6	Wilton, Wis. 4
Kewaukee, Wis. 1, 3, 15	Port Washington, Wis. 1, 3, 14, 15	Winnebago, Wis. 1, 3
Kewauunee, Wis. 2	Powers, Mich. 14	Winnetka, Ill. 1, 3, 8, 9, 14, 15
	Princeton, Wis. 16	Winona, Minn. 4
Lac du Flambeau, Wis. 15	Pulaski, Wis. 15	Wisconsin Rapids, Wis. 6
La Crosse, Wis. 4		Wonewoc, Wis. 7
Lake Bluff, Ill. 8, 9	Racine, Wis. 1, 3, 4, 7, 8, 9, 14, 15	Woodruff, Wis. 15
Lake Forest, Ill. 1, 3, 8, 9, 14, 15	Reedsburg, Wis. 4, 7	Woodstock, Ill. 4, 7
Lake Tomahawk, Wis. 15	Rhineland, Wis. 15	Wrightstown, Wis. 1, 3
Land O'Lakes, Wis. 15	Rice Lake, Wis. 7a	Wyeville, Wis. 4, 7
Lathrop, Mich. 14	Rio Creek, Wis. 11	
Lewiston, Minn. 4	Ripon, Wis. 16	Zion, Ill. 1, 3, 8, 9
Little Chute, Wis. 1, 3		
Little Lake, Mich. 14		
Little Saumico, Wis. 14		

Rail-Auto Service available at these points.

CHICAGO AREA SUBURBAN STATIONS

In addition to through passenger train service to stations indicated above, modern commuter streamliners on frequent schedules serve the following suburban communities.

Arlington Heights, Ill.	Elmhurst, Ill.	Kenilworth, Ill.	Pell Lake, Wis.
Arlington Park, Ill.	Evanston (Davis St.), Ill.	Kenosha, Wis.	Proviso, Ill.
Astoria, Ill.	Fort Sheridan, Ill.	Lake Bluff, Ill.	Ravinia, Ill.
Barrington, Ill.	Fox River Grove, Ill.	Lake Como, Wis.	Richmond, Ill.
Bellwood, Ill.	Geneva, Ill.	Lake Forest, Ill.	Riverwood, Ill.
Braeside, Ill.	Genoa City, Wis.	Lake Geneva, Wis.	Ring Forest, Ill.
Cary, Ill.	Gladstone Park, Ill.	Lombard, Ill.	Villa Park, Ill.
Camp Logan, Ill.	Glencoe, Ill.	Main St. (Evanston), Ill.	Waukegan, Ill.
Central St. (Evanston), Ill.	Glen Ellyn, Ill.	Maywood, Ill.	West Chicago, Ill.
College Ave. (Wheaton), Ill.	Great Lakes, I.I.	Melrose Park, Ill.	Wheaton, Ill.
Crystal Lake, Ill.	Hartland, Ill.	N. Prospect, Ill.	Williams Bay, Wis.
Cumberland, Ill.	Harvard, Ill.	North Chicago, Ill.	Winfield, Ill.
Des Plaines, Ill.	Highland Park, Ill.	Norwood Park, Ill.	Winnetka, Ill.
Dunes Park, Ill.	Highwood, Ill.	Oak Park (Marion St.), Ill.	Winthrop Harbor, Ill.
Edison Park, Ill.	Hubbard Woods, Ill.	Palatine, Ill.	Woodstock, Ill.
	Indian Hill, Ill.	Park Ridge, Ill.	Zion, Ill.

Rail-Auto Service available at these points.

CHICAGO—GREEN BAY

Miles	TABLE 1 For Equipment see pages 14 and 15.	149	239	153	209	215	211
		Com-muter "400" Except Sun-day	Valley "400" Sun-day only	Bi-Level Flam-beau "400" Daily	Bi-Level Penin-sula "400" Daily	North Woods Fish-er-man Daily	Daily
0.0	Central Standard Time	AM	AM	AM	PM	PM	PM
12.1	Lv. CHICAGO	8.00	8.30	11.15	4.10	7.15	10.15
14.3	" EVANSTON	A8.18	8.48	A11.33	A4.30	G7.33	10.33
15.2	" Wilmette						
16.7	" Kenilworth						
19.2	" Winnetka	A8.27					
23.2	" Glencoe						
28.3	" Highland Park						
32.2	" Lake Forest						
35.9	" Great Lakes						
42.1	Lv. WAUKEGAN	8.47	9.08	11.56	04.55		11.00
51.6	" Zion, Ill.						
61.9	" KENOSHA, WIS.	9.02	9.25	12.12	5.11	8.21	11.17
65.0	" RACINE	9.16	9.36	12.25	5.23	8.34	11.35
85.0	Ar. MILWAUKEE	9.45	10.05	12.55	5.50	9.00	11.59
85.0	Lv. MILWAUKEE	10.10	10.15	1.05	5.55	9.15	12.40
99.0	" Granville						
105.8	" Rockfield	10.35					
110.9	" Jackson	10.42					
118.0	" West Bend	10.54	10.55		6.40		1.25
119.4	" Barton	10.57					
125.6	" Kewaskum	11.06					K 1.35
131.8	" Campbellsport	11.14					K 1.43
139.5	" Eden	11.23					
147.4	Ar. FOND DU LAC	11.35	11.35		7.14		2.10
147.4	Lv. FOND DU LAC	11.43	11.40		7.19		2.15
155.2	" Vandyne						
164.9	" OSHKOSH	12.15	12.05		7.46		2.57
169.0	" Winnebago	12.22					K3.07
177.4	" Neenah-Menasha	12.38	12.24		8.08		3.23
182.8	" APPLETON (Jct.)	12.52	12.36		8.21		3.43
189.2	" Little Chute						
191.2	" Kaukauna	1.03					K3.58
196.9	" Wrightstown	K 1.11					
206.9	" De Pere	1.23					K4.13
212.9	Ar. GREEN BAY	1.40	1.15	3.29	9.01	12.05	4.30
85.0	Lv. MILWAUKEE	10.10	10.15	1.05	5.55	9.15	12.40
112.7	" Port Washington			1.40		9.53	
120.8	" Belgium						
125.9	" Cedar Grove			K 1.54		K10.08	
129.9	" Oostburg			K 1.59			
139.7	" SHEBOYGAN			K 2.16		10.42	
146.7	" Haven						
151.4	" Cleveland			K2.32		K10.57	
156.9	" Newton						
164.2	" MANITOWOC			2.49		11.20	
171.8	" Francis Creek						
179.1	" Maribel						
184.1	" Denmark			K3.07		K11.34	
192.2	" Bellevue						
201.0	Ar. GREEN BAY	1.40	1.15	3.29	9.01	12.05	4.30

MANITOWOC-GILLS ROCK

Bay View Bus Line, Railroad tickets NOT honored on buses.
READ DOWN READ UP

Bus	Bus	Bus	Bus	Bus
Fri. & Sun. only	Daily	Daily	Fri-days Only	Sun. & Holi-days
PM	PM	Central Standard Time	AM	PM
R11.20	x3.00	Lv. MANITOWOC	9.05	4.10
11.40	3.20	" Two Rivers	8.50	3.45
12.10	3.40	Ar. Kewaunee	8.20	3.15
12.10	3.40	Lv. Kewaunee	8.20	3.15
12.25	3.55	Ar. Algoma	8.05	2.55
12.55	4.25	Ar. STURGEON BAY	7.35	2.25
1.25	5.05	Ar. Egg Harbor	7.00	1.50
1.35	5.15	" Fish Creek	6.45	1.35
1.45	5.25	" Ephraim	6.35	1.25
1.55	5.30	Ar. Sister Bay	6.30	1.20
	5.00	Ar. Jacksonport	6.55	3.25
	5.10	" Baileys Harbor	6.45	3.15
	5.30	" Sister Bay	6.30	3.15
	5.40	" Ellison Bay	6.20	3.00
	5.50	Ar. GILLS ROCK	6.15	2.55
1.55	PM		AM	PM
2.00	PM		AM	PM
2.05	PM		AM	PM

Fond du lac-Wild Rose

② Connection is made with Green Bay-Wausau Bus at Fond du Lac for Ripon, Green Lake, Watoma and Wildrose. See page 13, table 16, for complete schedule.

GREEN BAY—CHICAGO

Table 3 For Equipment see pages 14 and 15.	212	206	208	214	120	216	168
	North Woods Fish-er-man Daily	Green Bay "400" Except Sun.	Sun. Only	Bi-Level Penin-sula "400" Daily	Except Sun-days and Holi-days	Bi-Level Flam-beau "400" Daily	Shore-land "400" Sun. and Holi-days Only
Central Standard Time	AM	AM	AM	AM	PM	PM	PM
Lv. GREEN BAY	1.15	6.30	8.00	8.40	3.25	4.00	5.40
" Bellevue					f3.38		
" Denmark					3.48		6.03
" Maribel					4.05		6.17
" Francis Creek				9.22	4.35		6.30
" MANITOWOC					4.46		6.40
" Newton					4.53		6.46
" Cleveland					5.01		
" Haven				9.52	5.25		7.02
" SHEBOYGAN					5.39		
" Oostburg					5.44		f7.20
" Cedar Grove					5.52		g7.25
" Belgium				10.23	6.11		7.30
" Port Washington				11.05	6.50	7.00	8.10
Ar. MILWAUKEE	4.50	9.05	10.35				
Lv. GREEN BAY	1.15	6.30	8.00	8.40	3.25	4.00	5.40
" De Pere	f 1.26						
" Wrightstown							
" Kaukauna	O 1.42						
" Little Chute							
" APPLETON (Jct.)	2.00	7.03	8.33			4.39	
" Neenah-Menasha	2.15	7.12	8.42			4.52	
" Winnebago							
" OSHKOSH	2.40	7.29	8.59			5.14	
" Vandyne							
Ar. FOND DU LAC	3.21	7.51	9.21			5.45	
Lv. FOND DU LAC	3.21	7.51	9.21			5.45	
" Eden							
" Campbellsport							
" Kewaskum							
" Barton						6.20	
" West Bend	3.59	8.28	9.57				
" Jackson							
" Rockfield							
" Granville							
Ar. MILWAUKEE	4.50	9.05	10.35	11.05	6.50	7.00	8.10
Lv. MILWAUKEE	5.15	9.15	10.45	11.10		7.10	8.15
" Racine	5.45	9.38	11.08	11.36		7.35	8.39
" KENOSHA, WIS.	6.05	9.48	11.20	11.48		7.47	8.50
" Zion, Ill.						8.02	9.04
" WAUKEGAN	6.25	10.04	11.36	KS1201			
" Great Lakes	K6.30						
" Lake Forest	K6.38						
" Highland Park	K6.50						
" Glencoe							
" Winnetka	K7.08						
" Kenilworth							
" Wilmette							
" EVANSTON	K7.20	10.30	12.02	12.24		8.32	9.30
Ar. CHICAGO	7.45	10.50	12.22	12.45		8.55	9.50

Reference Notes for Pages 4 and 5.

- A Regular stop to receive revenue passengers only.
- R Bus will wait for train No. 215, Friday and Sunday only.
- f Flag stop to receive or discharge revenue passengers.
- S Regular Stop on Sundays.
- G Regular stop to receive revenue passengers only. Handles passengers from Chicago to Evanston on Sundays and on Holidays.
- T Stops upon advance notice to receive revenue passengers. Will also stop to discharge revenue passengers.
- x Bus will wait for train No. 153 due Manitowoc 2.49 p.m.
- g Stops on Holidays only.
- Y Stops to discharge revenue passengers from Green Bay.
- K Will stop to discharge revenue passengers from Milwaukee and beyond.
- ★ On call thru June 18.
- O Stops upon advance notice to receive revenue passengers for Milwaukee and beyond.
- ◊ Ferry connection to Washington Island.

CHICAGO—MILWAUKEE

Miles	Table 8	149	239	153	401	209	121	215	211
	For Equipment see pages 14 and 15.	Com-muter "400"	Valley "400"	Bi-Level Flam-beau "400"	Twin Cities "400"	Bi-Level Penin-sula "400"		North Woods Fish-er-man	
	Central Standard Time	Except Sun-day	Sun-day only	Daily	Daily	Daily	Daily	Daily	Daily
	AM	AM	AM	PM	PM	PM	PM	PM	PM
0.0	Lv. CHICAGO	8.00	8.30	11.15	12.20	4.10	6.30	7.15	10.15
12.1	EVANSTON	A8.18	8.48	A11.33	A12.38	A4.30	G6.51	G7.33	10.33
14.3	Wilmette								
15.2	Kenilworth								
16.7	Winnetka	A8.27							
19.2	Glencoe								
23.2	Highland Park						7.08		
25.7	Fort Sheridan								
28.3	Lake Forest						7.16		
30.2	Lake Bluff								
32.2	Great Lakes								
33.9	WAUKEGAN	8.47	9.08	11.56		O4.55	7.30		11.00
42.1	Zion, Ill.								
51.6	KENOSHA, WIS.	9.02	9.25	12.12		5.11	7.47	8.21	11.17
61.9	RACINE	9.16	9.36	12.25	1.21	5.23	8.00	8.34	11.35
74.7	South Milwaukee								
78.2	Cudahy								
85.0	Ar. MILWAUKEE	9.45	10.05	12.55	1.45	5.50	8.30	9.00	11.59

MILWAUKEE—CHICAGO

Miles	Table 9	212	152	206	208	214	160	400	216	168
	For Equipment see pages 14 and 15.	North Woods Fish-er-man	Com-muter "400"	Green Bay "400"	Green Bay "400"	Bi-Level Penin-sula "400"	Ex-cept Sun-day	Twin Cities "400"	Bi-Level Flam-beau "400"	Shore-land "400"
	Central Standard Time	Daily	Ex-cept Sun-day	Ex-cept Sun-day	Sun. Only	Daily	Ex-cept Sun-day	Daily	Daily	Sun. and Holi-days Only
	AM	AM	AM	AM	AM	AM	PM	PM	PM	PM
Lv. MILWAUKEE	5.15	7.45	9.15	10.45	11.10	4.00	5.55	7.10	8.15	
Cudahy										
South Milwaukee										
RACINE	5.45	8.10	9.38	11.08	11.36	4.23	6.17	7.35	8.39	
KENOSHA, WIS.	6.05	8.21	9.48	11.20	11.48	4.35	6.29	7.47	8.50	
Zion, Ill.										
WAUKEGAN	6.25	8.36	10.04	11.36	12.01	4.50		8.02	9.04	
North Chicago										
Great Lakes	K6.30									
Lake Bluff										
Lake Forest	K6.38									
Fort Sheridan						5.03				
Highland Park	K6.50									
Glencoe										
Winnetka	K7.08					a5.10				
Kenilworth										
Wilmette						a5.13				
EVANSTON	K7.20		10.30	12.02	12.24	5.18	8.05	8.32	9.30	
Ar. CHICAGO	7.45	9.15	10.50	12.22	12.45	5.40	7.30	8.55	9.50	

Reference Notes for Pages 8 and 9.

- A Regular stop to receive revenue pas-sengers only.
- a Stops to discharge revenue passengers from Kenosha and beyond; will not carry passengers locally between Winnetka, Wilmette and Chicago.
- B Regular stop to discharge revenue passengers only.
- D Regular stop on Saturdays.
- f Stop to receive or discharge revenue passengers.
- G Regular stop to receive revenue pas-sengers only. Handles passengers from Chicago to Evanston on Sundays and on Holidays.
- K Will stop to discharge revenue passen-gers from Milwaukee and beyond.
- o Stops upon advance notice to receive revenue passengers from Milwaukee and beyond.
- ♯ Will stop to discharge revenue pas-sengers from Milwaukee and beyond. Makes regular stop on Sundays.
- SH—Operates Sundays and Holidays only.
- ESH—Operates daily except Sundays and Holidays.
- FSH—Operates Fridays, Sundays and Holidays.

CHICAGO—CLINTON

READ DOWN

READ UP

Miles	Table 10	1	11	2	12
	For Equipment see pages 14 and 15.	Kate Shelley "400"		Kate Shelley "400"	
	Central Standard Time	Daily Ex. Sun. & Hols.	Sun. & Hols.	Daily Ex. Sun. & Hols.	Sun. & Hols.
	AM	AM	AM	AM	AM
Lv. CHICAGO	5.00	8.30	0.0	8.55	7.25
Kedzie		3.6			
Oak Park		8.6		8.38	7.09
Elmhurst		16.0			
Wheaton		24.9			6.53
West Chicago		30.0			
Geneva		35.5		8.11	6.41
De Kalb		58.3		7.51	6.21
Rochelle		74.8		7.34	6.04
Dixon		97.9		7.13	5.43
Sterling		109.5		7.01	5.31
Morrison, Ill.		123.8		6.47	5.17
CLINTON, IA		138.1	Ar.	6.30	5.00

GREEN BAY—STURGEON BAY

READ DOWN

(Railroad tickets NOT honored on buses)

READ UP

Bus No. 7	Bus No. 3	Bus No. 5	Bus No. 1	Table 11	Bus No. 2	Bus No. 4	Bus No. 6
				Via Cherry Transit Co.			
Daily	Daily Ex. Sun. & Hols.	Sun. & Hols.	Daily Ex. Sun. & Hols.	Central Standard Time	Daily Ex. Sun. & Hols.	Daily	Daily
AM	AM	PM	AM	AM	AM	PM	PM
5.10	12.50	1.10	7.30	Lv. GREEN BAY (C&NW Sta.)	10.00	3.50	8.05
5.30	1.00	1.15	7.32	GREEN BAY (Bus Sta.)	9.55	3.45	8.00
5.45	1.15			New Franken	9.40	3.30	
5.55	1.25			Luxemburg	9.30	3.20	
6.00	1.30			Casco	9.25	3.15	
6.10	1.40			Rio Creek	9.15	3.05	
6.20	1.50			ALGOMA	9.05	2.55	
6.25	1.55			Forestville	9.00	2.50	
6.30	2.00			Maplewood	8.55	2.45	
		f1.30	f7.45	Bay Settlement			f7.45
		f1.40	f7.55	Dyckesville			f7.35
		f1.50	f8.05	Brussels			f7.25
		f2.10	f8.25	Sawyer	f8.40	f2.30	f7.05
f6.45	f2.15	2.15	8.30	STURGEON BAY	8.35	2.25	7.00
6.50	2.20	PM	AM		AM	PM	PM

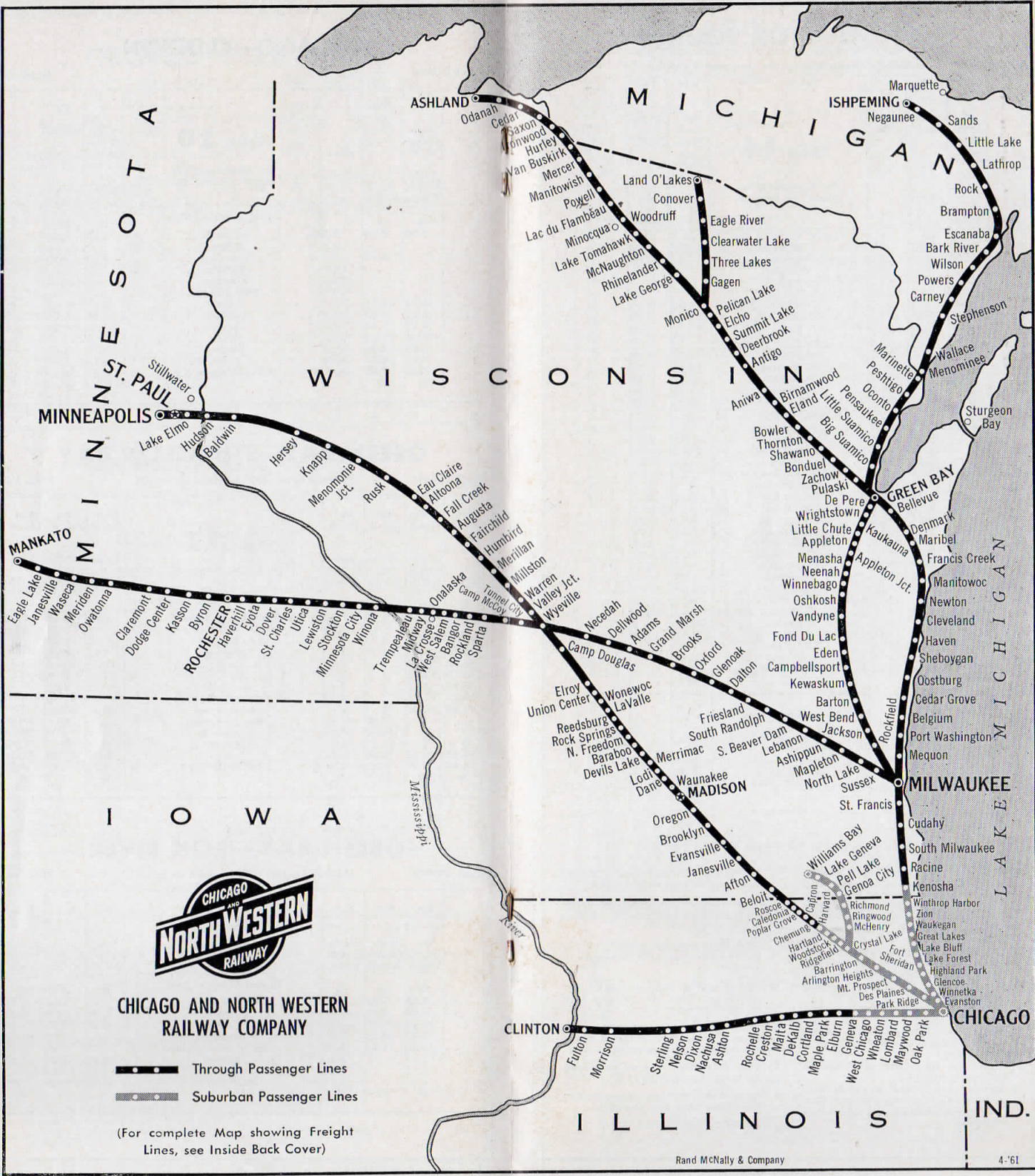
GREEN BAY—IRON RIVER

READ DOWN

(Railroad tickets NOT honored on buses)

READ UP

Bus	Bus	Bus	Table 12	Bus	Bus	Bus
			Wisconsin-Michigan Transit Lines Co., Inc.			
Fri., Sun. & Hols.	Daily Ex. Sun. & Hols.	Daily Ex. Sun. & Hols.	Central Standard Time	Daily Ex. Sun. & Hols.	Daily Ex. Sun. & Hols.	Sun. & Hols. Only
PM	PM	PM	AM	AM	PM	PM
9.03	9.03	5.35	Lv. GREEN BAY	9.35	3.45	4.55
9.57	9.57	6.31	Coleman	8.40	2.50	4.00
10.17	10.17	6.56	Crivitz	8.20	2.30	3.40
10.32	10.32	7.06	Wausaukee, Wis.	8.05	2.15	3.25
11.25	11.25	8.00	Iron Mountain, Mich.	7.10	1.20	2.30
11.55		8.30	Florence	6.45	12.45	1.45
12.15		8.50	Crystal Falls	6.25	12.25	1.25
12.40		9.15	IRON RIVER	6.00	11.59	1.00
AM	PM	PM		AM	AM	PM



CHICAGO AND NORTH WESTERN RAILWAY COMPANY

- Through Passenger Lines
- Suburban Passenger Lines

(For complete Map showing Freight Lines, see Inside Back Cover)

CHICAGO—IRON COUNTRY

READ DOWN For Chicago-Green Bay service see pages 4 and 5 READ UP

209	239	Miles	Table 14	214	168
Bi-Level Peninsula "400"	Valley "400"		For Equipment see pages 14 and 15.	Bi-Level Peninsula "400"	Shoreland "400"
Daily	Sunday only			Daily	Sun. and Hol. (See 4)
PM 4.10 AM 4.30	8.30 8.48	0.0	Central Standard Time CHICAGO	PM 12.45 AM 12.24	PM 9.50 AM 9.30
		12.1	Lv. Evanston		
		16.7	Lv. Winnetka		
		23.2	Lv. Highland Park		
		28.3	Lv. Lake Forest		
O 4.55 A 5.11 5.23 5.50	9.08 9.25 9.36 10.05	35.9 51.6 61.9 85.0	Lv. Waukegan, Ill. Lv. Kenosha, Wis. Lv. Racine Ar. MILWAUKEE	11.20 11.48 11.36 11.10	9.04 8.50 8.39 8.15
		85.0	Lv. MILWAUKEE	11.05	8.10
		112.7	Lv. Port Washington	10.23	7.35
		139.7	Lv. Sheboygan	9.52	7.02
		164.2	Lv. Manitowoc	9.22	6.30
		201.0	Ar. GREEN BAY	8.40	5.40
		85.0	Lv. MILWAUKEE		
		118.0	Lv. West Bend		
		147.4	Ar. FOND DU LAC		
		147.4	Lv. FOND DU LAC		
		164.9	Lv. OSHKOSH		
		177.4	Lv. NEENAH-MENASHA		
		182.8	Lv. APPLETON (Jct.)		
		212.9	Ar. GREEN BAY		
		212.9	Lv. GREEN BAY		
		241.8	Lv. Oconto		
		255.8	Lv. Peshigo		
		261.9	Lv. MARINETTE, WIS.		
		263.6	Lv. MENOMINEE, MICH.		
		283.3	Lv. Stephenson		
		305.0	Lv. POWERS		
		316.1	Lv. Bark River		
		327.8	Ar. ESCANABA		
		327.8	Lv. ESCANABA		
		340.2	Lv. Brampton		
		350.9	Lv. Rock		
		368.2	Lv. Little Lake		
		389.6	Ar. Negaunee		
		392.6	Ar. ISHPEMING		
			Limousine Service		
Daily	Miles		See Note "k"	Daily	
AM 1.35 2.00 AM		0	Lv. NAGAUNEE	AM 4.15	
		12.0	Ar. MARQUETTE	3.50	

Reference Notes for Pages 12 and 13.

- ♣ Train No. 168 on Holidays, Thanksgiving, Christmas, New Years, Memorial Day, Independence Day and Labor Day, will not operate between Menominee, Mich. and Green Bay.
- ⊙ Distance Woodruff to Minocqua 2 miles.
- ♠ Will stop to discharge revenue passengers from Milwaukee or beyond. Makes regular stop on Sundays.
- A Regular stop to receive revenue passengers only.
- B Stops to discharge revenue passengers only.
- E Stops upon advance notice to receive revenue passengers for points beyond Green Bay.
- f Flag stop to receive or discharge revenue passengers.
- G Regular stop to receive revenue passengers only. Handles passengers from Chicago to Evanston on Sundays and Holidays.
- K Will stop to discharge revenue passengers from Milwaukee or beyond.
- k Operated by E. F. Bodenus, Marquette Michigan. Fare one way for adults is \$2.00, children \$1.00.
- O Stops upon advance notice to receive revenue passengers for Milwaukee or beyond.
- Q Bus will wait at Fond du Lac for connection with Train No. 209 due Fond du Lac 7.14 p.m.
- T Stops upon advance notice to receive revenue passengers. Will also stop to discharge revenue passengers.
- X Stops to receive revenue passengers for Green Bay and beyond.
- Y Stops to discharge revenue passengers from Green Bay and beyond.
- z Rail tickets are honored on bus.

CHICAGO—ASHLAND

READ DOWN For Chicago-Green Bay service see pages 4 and 5 READ UP

215	153	Miles	Table 15	216	212
North Woods Fisherman Daily	Bi-Level Flambeau "400" Daily		For Equipment see pages 14 and 15.	Bi-Level Flambeau "400" Daily	North Woods Fisherman Daily
PM 7.15 AM G7.33	AM 11.15 A 11.33		Central Standard Time	PM 8.55 AM 8.32	PM 7.45 AM K7.20
		0.0	Lv. CHICAGO	Lv. 8.55	7.45
		12.1	Lv. Evanston	Lv. 8.32	K7.20
		16.7	Lv. Winnetka		K7.08
E 7.46 A 7.53		23.2	Lv. Highland Park		K6.50
		28.3	Lv. Lake Forest		K6.38
E 8.03 A 8.21 8.34 9.00	11.56 12.12 12.25	35.9 51.6 61.9 85.0	Lv. Waukegan, Ill. Lv. Kenosha, Wis. Lv. Racine Ar. MILWAUKEE	8.02 7.47 7.35 7.10	6.25 6.05 5.45 5.15
		85.0	Lv. MILWAUKEE	7.00	4.50
		118.0	Lv. West Bend	6.20	3.59
		125.6	Lv. Kewaskum		
		131.8	Lv. Campbellsport		
		147.4	Ar. FOND DU LAC	5.45	3.21
		147.4	Lv. FOND DU LAC	5.45	3.21
		164.9	Lv. OSHKOSH	5.14	2.40
		177.4	Lv. NEENAH-MENASHA	4.52	2.15
		182.8	Lv. APPLETON (Jct.)	4.39	2.00
		191.2	Lv. Kaukauna		O 1.42
		206.9	Lv. De Pere		f 1.26
		212.9	Ar. GREEN BAY	4.03	1.15
		85.0	Lv. MILWAUKEE		
		112.7	Ar. PORT WASHINGTON	3.15	12.45
		125.9	Lv. Cedar Grove	O 2.44	T 12.14
		129.9	Lv. Oostburg		T 11.58
		139.7	Lv. SHEBOYGAN	2.18	11.47
		151.4	Lv. Cleveland		T 11.15
		164.2	Lv. MANITOWOC		
		184.1	Lv. Denmark		
		201.0	Ar. GREEN BAY		
		201.0	Lv. GREEN BAY	3.15	12.45
		217.6	Lv. Pulaski		
		230.4	Lv. Bonduel		
		238.8	Lv. SHAWANO	2.18	11.47
		258.8	Lv. Bowler		T 11.15
		270.7	Lv. ELAND	1.33	11.00
		290.9	Lv. ANTIGO	1.00	10.30
		307.8	Lv. Summit Lake	12.25	X 9.52
		312.2	Lv. Elcho	12.16	9.43
		317.8	Lv. Pelican Lake	12.07	9.33
		323.4	Ar. Monico	11.58	9.23
		337.6	Ar. RHINELANDER	11.36	9.00
Bus Daily z 5.30	Bus		Lv. RHINELANDER	Bus Daily 8.30	
		330.5	Lv. Gagen		
		339.6	Lv. Three Lakes	7.55	
		343.6	Lv. Clearwater Lake	f 7.50	
		349.0	Lv. EAGLE RIVER	7.40	
		359.2	Lv. Conover	7.25	
		367.0	Ar. LAND O' LAKES	z 7.15	
				PM	
		337.6	Lv. RHINELANDER	11.36	9.00
		354.7	Lv. Lake Tomahawk	10.59	8.21
		362.5	Lv. Woodruff @ Minocqua	10.45	8.09
		373.0	Lv. Lac du Flambeau	10.27	7.51
		385.5	Lv. Manitowish	10.09	7.33
		389.0	Lv. Mercer, Wis.	10.03	7.27
		412.1	Ar. IRONWOOD, MICH.	9.20	6.40
		413.0	Lv. Hurley, Wis.	9.16	6.31
		425.7	Lv. Saxon	f 8.51	6.06
		452.2	Ar. ASHLAND	8.00	5.20

FOND DU LAC—WILD ROSE

Via Green Bay-Wausau Lines, Inc.
(Rail tickets honored on bus)

Bus Except Sunday	Table 16	Bus Except Sunday
PM Q7.20	Central Standard Time	AM 7.40
Lv. 7.30	FOND DU LAC	Ar. 7.15
7.35	Lv. Eldorado	7.10
7.40	Lv. Rosendale	7.05
7.50	Lv. West Rosendale	6.55
8.05	Lv. Ripon	6.45
8.20	Lv. GREEN LAKE	6.30
8.35	Lv. Princeton	6.15
8.40	Lv. Neshkoro	6.10
8.50	Lv. Bannerman	6.00
9.05	Lv. Wautoma	5.45
PM	Lv. WILD ROSE	AM

For explanation of Reference Notes see page 12.

EQUIPMENT

Parlor Cars are C. & N. W. owned and operated.

Nos. 1 and 2—KATE SHELLEY "400" Daily except Sundays and Holidays

Between Chicago and Clinton.
Diner Lounge Car. (Does not operate Saturdays on No. 1.)
Reclining Seat Coaches.

Nos. 11 and 12—Sundays and Holidays

Between Chicago and Clinton.
Reclining Seat Coaches.
Diner Lounge Car. (Operates in No. 11 on Sundays only).

No. 120—Daily except Sundays and Holidays

Green Bay to Milwaukee.
Reclining Seat Coaches.

No. 121—STREAMLINER "400" Daily

Chicago to Milwaukee.
Club Lounge Car. (Does not operate Sundays.)
Diner Lounge Car. (Does not operate Saturdays and Sundays.)
Reclining Seat Coaches.

No. 149—Commuter "400" Daily except Sunday

Chicago to Green Bay.
Parlor Car with Drawing Room.
Reclining Seat Coaches.

No. 152—Commuter "400" Daily except Sunday

Milwaukee to Chicago.
Diner Lounge Car.
Reclining Seat Coaches.

No. 153—Bi-Level FLAMBEAU "400" Daily

Chicago to Green Bay.
Coach Parlor Car.
Tap Lounge Car.
Dining Car.
Reclining Seat Coaches.

Chicago to Ashland.
Reclining Seat Coaches.

No. 160—Streamliner "400" Daily except Sunday

Milwaukee to Chicago.
Club Lounge Car.
Reclining Seat Coaches.

No. 168—SHORELAND "400" Sundays Only

Menominee to Chicago.
Reclining Seat Coaches.
Green Bay to Chicago.
Parlor Car with Drawing Room.
Diner Lounge Car. (to Milwaukee only).
Reclining Seat Coaches.

No. 168—SHORELAND "400" Holidays Only

Green Bay to Chicago.
Reclining Seat Coaches.

No. 206—GREEN BAY "400" Daily except Sunday

Green Bay to Chicago.
Parlor Car with Drawing Room.
Dining Car.
Reclining Seat Coaches.

No. 208—GREEN BAY "400" Sunday Only

Green Bay to Chicago.
Parlor Car with Drawing Room.
Dining Car.
Reclining Seat Coaches.

No. 209—Bi-Level PENINSULA "400" Daily

Chicago to Ishpeming.
Parlor Car. (Does not operate Saturdays.)
Reclining Seat Coaches.

Chicago to Green Bay.
Parlor Car. (Operates Saturdays only.)
Coach-Bar-Lounge Car.
Tap Lounge Car. (Does not operate Saturdays or Sundays.)
Dining Car.
Reclining Seat Coaches.

No. 211—Daily

Chicago to Green Bay.
Reclining Seat Coaches.

EQUIPMENT, Concluded

Parlor Cars are C. & N. W. owned and operated.

No. 212—NORTH WOODS FISHERMAN Daily

Ashland to Chicago.
Sleeping Cars with Duplex Roomettes,
Bedrooms and Compartment.
Reclining Seat Coaches.

No. 214—Bi-Level PENINSULA "400" Daily

Ishpeming to Chicago.
Parlor Car. (Does not operate Sundays.)
Reclining Seat Coaches.
Green Bay to Chicago.
Parlor Car. (Operates Sundays only.)
Coach-Bar Lounge Car.
Tap Lounge Car. (Does not operate Sundays or Mondays.)
Dining Car.
Reclining Seat Coaches.

No. 215—NORTH WOODS FISHERMAN Daily

Chicago to Ashland.
Sleeping Cars with Duplex Roomettes,
Bedrooms and Compartment.
Reclining Seat Coaches.
Chicago to Green Bay.
Dining Car.
Reclining Seat Coaches.

No. 216—Bi-Level FLAMBEAU "400" Daily

Ashland to Chicago.
Reclining Seat Coaches.
Green Bay to Chicago.
Coach Parlor Car.
Tap Lounge Car.
Dining Car.
Reclining Seat Coaches.

No. 239—VALLEY "400" Sundays Only

Chicago to Menominee.
Reclining Seat Coaches.
Chicago to Green Bay.
Parlor Car with Drawing Room.
Diner Lounge Car.
Reclining Seat Coaches.

Nos. 400 and 401—TWIN CITIES "400" Daily

Between Chicago and St. Paul-Minneapolis
Observation Lounge Parlor Car.
Tap Lounge Car.
Dining Car.
Reclining Seat Coaches.

Nos. 400-518—TWIN CITIES & ROCHESTER "400's" Daily

Minneapolis-St. Paul to Chicago. (via Madison.)
Reclining Seat Coaches.
Minneapolis to Wyeville.
Observation Lounge Parlor Car.
Dining Car.
Tap Lounge Car.
Wyeville to Chicago.
Parlor Car with Drawing Room.
Diner Lounge Car.

Nos. 507 and 508—Daily

Between Chicago and Madison.
Reclining Seat Coaches.

Nos. 518 and 519—ROCHESTER "400" Daily

Between Chicago and Mankato.
Parlor Car with Drawing Room.
Diner Lounge Car.
Reclining Seat Coaches.

Nos. 519-401—ROCHESTER & TWIN CITIES "400's" Daily

Chicago to St. Paul-Minneapolis. (via Madison.)
Reclining Seat Coaches.
Chicago to Wyeville.
Parlor Car with Drawing Room.
Diner Lounge Car.
Wyeville to Minneapolis.
Observation Lounge Parlor Car.
Dining Car.
Tap Lounge Car.

Railroad, Pullman and Parlor Car Fares

Fares shown below do not include 10% Federal Tax

The fares and arrangements shown herein are for information only and subject to change. When at variance from those quoted in tariffs, the tariffs will always govern

For explanation of Reference Notes see page 17.

CHICAGO, ILL. To	One-Way		Round-Trip 6 Months Limit		Parlor Car Seat	Lower Berth δ
	Coach	First Class	Coach	First Class		
Antigo, Wis.	\$7.45	\$10.40	\$13.45	\$18.75	☐	\$5.80
Appleton Jct., Wis.	5.06	7.07	9.15	12.75	☐	5.80
Ashland, Wis.	11.70	16.37	21.10	29.50	☐	5.80
Baraboo, Wis.	4.60	6.43	8.30	11.60	☐	1.40
Clinton, Ia.	4.02	7.25
DeKalb, Ill.	1.62	2.95
Dixon, Ill.	2.72	4.90
Eagle River, Wis.	9.03	12.62	16.30	22.75	☐	\$5.80
Fau Claire, Wis.	8.58	11.99	15.45	21.60	☐	1.90
Escanaba, Mich.	8.62	12.05	15.55	21.70	☐	1.90
Fond du Lac, Wis.	4.08	5.70	7.35	10.30	1.35	5.80
Green Bay, Wis.	5.45	7.61	9.85	13.70	1.50	5.80
Ironwood, Mich.	10.77	15.06	19.40	27.15	☐	5.80
Ishpeming, Mich.	9.95	13.92	17.95	25.10	2.30
Lac du Flambeau, Wis.	9.72	13.56	17.50	24.45	☐	5.80
Land O'Lakes, Wis.	9.55	13.33	17.20	24.00	☐	\$5.80
Madison, Wis.	3.58	5.02	6.45	9.05	1.25	5.80
Manitowoc, Wis.	4.54	6.34	8.20	11.45	1.40	5.80
Mankato, Minn.	11.60	16.23	20.90	29.25	2.55
Marinette, Wis.	6.80	9.51	12.25	17.15	1.85
Menominee, Mich.	6.85	9.58	12.35	17.25	1.85
Merrillan, Wis.	7.37	10.30	13.50	18.55	1.85
Milwaukee, Wis.	2.34	3.29	4.25	5.95	1.05
Minneapolis, Minn.	11.24	15.70	20.25	28.30	2.40
Neenah-Menasha.	4.90	6.86	8.85	12.35	1.40	5.80
Negaunee, Mich.	9.95	13.92	17.95	25.10	2.30
Oshkosh, Wis.	4.55	6.37	8.20	11.50	1.40	5.80
Powers, Mich.	8.00	11.14	14.40	20.15	1.85
Racine, Wis.	1.86	2.59	3.35	4.35	85
Rhineland, Wis.	8.72	12.18	15.70	21.95	☐	5.80
Rochester, Minn.	9.54	13.37	17.20	24.10	2.10
St. Paul, Minn.	10.93	15.29	19.70	27.55	2.40
Sheboygan, Wis.	3.84	5.39	6.95	9.75	1.25
Woodruff, Wis.	9.40	13.15	16.95	23.70	☐	5.80

MILWAUKEE, WIS. To	One-Way		Round Trip 6 Months Limit		Parlor Car Seat	Lower Berth δ
	Coach	First Class	Coach	First Class		
Antigo, Wis.	\$5.08	\$7.10	\$9.15	\$12.80	☐	\$5.80
Appleton Jct., Wis.	2.72	3.78	4.90	6.85	☐	1.10
Ashland Wis.	9.53	13.32	17.20	24.00	☐	5.80
Chicago, Ill.	2.34	3.29	4.25	5.95	1.05
Eagle River, Wis.	6.69	9.33	12.05	16.80	☐	\$5.80
Eau Claire, Wis.	6.58	9.21	11.85	16.60	1.75
Escanaba, Mich.	6.27	8.77	11.30	15.80	1.65
Evanston, Ill.	2.03	2.82	3.70	5.10	1.95
Green Bay, Wis.	3.11	4.34	5.60	7.85	1.15
Ironwood, Mich.	8.43	11.78	15.20	21.25	☐	5.80
Marinette, Wis.	4.46	6.24	8.05	11.25	1.40
Menominee, Mich.	4.51	6.31	8.15	11.40	1.40
Minneapolis, Minn.	9.22	12.90	16.60	23.25	1.95
Negaunee, Mich.	7.71	10.78	13.90	19.45	1.85
Rhineland, Wis.	6.36	8.89	11.45	16.05	☐	5.80
Rochester, Minn.	7.71	10.78	13.90	19.45	1.85
St. Paul, Minn.	8.95	12.51	16.15	22.55	1.95
Woodruff, Wis.	7.06	9.87	12.75	17.80	☐	5.80

ST. PAUL, MINN. To	One-Way		Round-Trip 6 Months Limit		Parlor Car Seat
	Coach	First Class	Coach	First Class	
Chicago, Ill.	\$10.93	\$15.29	\$19.70	\$27.55	\$2.40
Evanston, Ill.	10.93	15.29	19.70	27.55	2.40
Madison, Wis.	7.35	10.29	13.25	18.55	1.85
Milwaukee, Wis.	8.95	12.51	16.15	22.55	1.95
Racine, Wis.	9.58	13.39	17.25	24.15	2.10

MINNEAPOLIS, TO MINN.	One-way		Round-Trip 6 Months Limit		Parlor Car Seat
	Coach	First Class	Coach	First Class	
Chicago, Ill.	\$11.24	\$15.70	\$20.25	\$28.30	\$2.40
Evanston, Ill.	11.24	15.70	20.25	28.30	2.40
Madison, Wis.	7.65	10.70	13.80	19.30	1.85
Milwaukee, Wis.	9.22	12.90	16.60	23.25	1.95
Racine, Wis.	9.86	13.79	17.75	24.85	2.10

SAVE MONEY

Use C & N W's Family Travel Plan

Begin your trip on Monday, Tuesday, Wednesday, or Thursday and cut costs on one-way and round trip Coach or Pullman travel. Return any day on round trip tickets. Let the whole family enjoy the luxurious comfort, courteous service, good food, and the safe, on-time dependability of modern train travel.

HOW YOU SAVE—

Husband or Wife (when traveling as head of family)—regular one-way or round trip fare.

Wife (when traveling with husband)—One-way trip, one-half of the regular one-way fare; Round trip, one-way fare buys a round trip.

Sons or Daughters (when traveling with either parent)—Under 22 years of age—One-way trip, one-half of the adult one-way fare; Round trip, one-way adult fare buys a round trip. Under 12 years —one-way trip, one-quarter of one-way adult fare; Round trip, one-half of one-way adult fare buys a round trip. Under five years of age free.

Note: Family Travel Plan applies between points approximately 300 miles or more apart on the C. & N. W. Fares also apply to points on participating lines. Ask any C. & N. W. ticket agent for complete details.

Table For Computing Charges In Standard Pullman Sleeping Cars

Subject to change. Fares shown below do not include 10% Federal Tax.

Where Lower Berth Is	Upper Berth Is	DUPLX ROOM- ETTE	ROOM- ETTE	BEDROOM		COMPART- MENT		BED- ROOM SUITE
		For One Person	For One Person	For One Person	For Two Persons	For One Person	For Two or More	For Two or More
\$ 5.80	\$ 4.40	\$ 6.35	\$ 8.10	\$11.90	\$14.75	\$12.55	\$15.85	\$23.85

Reference Notes for Page 16.

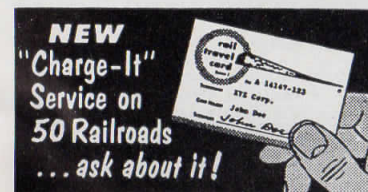
δ For charges for other Pullman accommodations consult above table.

▲ Sleeping Car to Rhineland. ☐ Seat to Green Bay.

Why Not Use Our PREPAID TICKET ORDER PLAN?

Do you know Chicago and North Western Railway has a plan whereby you may purchase at your home railroad station an order for railroad service, to be used by a member of your family, or any other person you may designate, at some distant station anywhere in the United States or Canada.

Such prepaid orders may include railroad tickets, sleeping and parlor car tickets, and even cash for meals and other incidentals. Your railroad agent will handle them for you—by telegraph if necessary—and they will be delivered without service charge to any person you specify.



This service offers a safe and convenient way of providing tickets and other railroad service to students planning trips home at holiday and vacation time.

We invite you to try this free North Western service at the next opportunity. You'll like it!

Rail Connections from Chicago

Trains run daily unless otherwise indicated. Light figures indicate A.M. Dark figures indicate P.M.

Pennsylvania Railroad Union Station										
Lv. Chicago (CST)	A8.30	11.30	11.15	3.15	5.00	6.30	10.00	11.10		
Ar. Pittsburgh (EST)		9.35		12.11	11.34	4.45		8.55		
Ar. Washington				8.55				C6.50		
Ar. No. Philadelphia		5.30		7.20	8.03	12.25		4.35		
Ar. New York		7.30		8.55	9.30	2.35		6.10		
Ar. Cincinnati (EST)			8.05				7.30			
Ar. Norfolk (N&W)			5.15				12.39			
Ar. Jacksonville (ACL)	B9.25									
Ar. Miami (FEC)	B5.40									

New York Central System La Salle Street Station										
Lv. Chicago (CST)	9.30	8.55	1.00	4.00	4.00	4.30	3.45	4.00	10.20	11.59
Ar. Cleveland (EST)				10.47			9.55	10.47	6.05	
Ar. Detroit	4.10		7.05						6.45	7.45
Ar. Lafayette		11.29			6.12					
Ar. Indianapolis		1.55			8.30					
Ar. Cincinnati		4.50			10.55					
Ar. Buffalo	9.35		12.01	2.23			2.23	10.40		
Ar. Albany	4.40		5.05							
Ar. New York	7.55		8.10				1.45	8.15		
Ar. Boston				12.20				10.05		

Chesapeake & Ohio Ry. Grand Central Station			Grand Trunk-Can. Nat'l Dearborn Station			
Lv. Chicago (CST)	5.15	10.30		9.30	8.10	11.00
Ar. Benton Harbor (EST)	8.27	11.55				
Ar. Grand Rapids	10.25	14.15				
Ar. Lansing			2.19	1.23	4.33	
Ar. Port Huron			5.05	3.55	9.00	
Ar. Toronto			10.40	8.55	3.25	
Ar. Montreal			17.30	6.00	10.30	
Ar. Quebec			1.30		4.40	

B. & O. R.R. Grand Central Sta.			Erie-Lackawanna R.R. Dearborn Station			N. Y. C. & St. L. R. R. La Salle Station		
Lv. Chicago (CST)	11.10	3.40	10.15	11.10	6.05	9.55	11.20	11.30
Ar. Cleveland (EST)				6.37	3.18	5.54	7.30	8.10
Ar. Akron				7.47	4.40	7.15		
Ar. Youngstown							11.35	12.40
Ar. Buffalo								
Ar. Pittsburgh	10.30	1.32	9.15					
Ar. Washington	6.30	8.50	4.50					
Ar. Baltimore	9.15	9.55	5.45	9.25	7.10	10.42	9.28	14.59
Ar. New York								

Illinois Central Railroad Central Station				C. & E. I. R.R. Dearborn Station						
Lv. Chicago (CST)	12.05	7.45	8.00	9.15	4.30	4.45	7.30	3.45	8.00	10.45
Ar. St. Louis			1.40					9.25	3.40	5.10
Ar. Evansville								68.55	67.30	
Ar. Atlanta (EST)								63.55	68.30	
Ar. New Orleans	8.30	12.25		9.25	9.00		4.45			6.30
Ar. Jacksonville (EST) (ACL)				9.25		9.00				
Ar. Miami (FEC)				D5.15		7.00				

C. B. & Q. R.R. Union Station			G. M. & O. R.R. Union Station			Wabash Ry. Dearborn Station		
Lv. Chicago (CST)	1.00	10.15	11.15	4.50	8.00	11.25	11.30	4.50
Ar. Joliet			11.55		9.03	12.15		
Ar. Galesburg	3.31	12.50						
Ar. Quincy	5.25	3.15					1.25	7.36
Ar. Decatur								
Ar. Springfield			2.33	7.56	12.48	4.00	4.11	10.15
Ar. St. Louis	8.55	7.35	4.43	10.00	3.15	7.08		
Ar. Kansas City								

A. T. & S. F. Ry. Dearborn Station				C. R. I. & P. R. R. La Salle Street Station						
Lv. Chicago (CST)	9.00	11.00	3.15	6.00	6.30	10.00	8.00	1.00	6.00	8.20
Ar. Joliet	9.50	11.55	4.05	6.50	7.20	10.50	11.00		8.45	
Ar. Peoria										
Ar. Kansas City	4.35	8.50	10.25	1.30	1.55	7.00		9.45		7.55
Ar. Albuquerque (MST)	7.30	4.45			4.30					
Ar. Phoenix		8.30	8.30		8.30			12.15		2.25
Ar. Los Angeles (PST)	11.15	12.10			8.00			8.30		11.00
Ar. San Diego	5.00	5.25			1.15					
Ar. Ft. Worth (CST)	6.30		12.55							9.45
Ar. Dallas	7.45		1.55							E11.25
Ar. Houston			7.00							

Reference Notes

(CST) Central Standard Time.
(EST) Eastern Standard Time.
(PST) Pacific Standard Time.

† Except Saturday. † Except Sunday.
‡ Except Monday. ‡ Saturday only.
♣ Central Station. ♣ Windsor Station.

Via Southern Pacific Lines.

δ Via Louisville & Nashville RR. Co.

§ Central Station, Ar. 5:00 p.m. Sundays.

α Arrives New York 11:12 a.m. on Sunday morning.

A Runs Odd dates in November, December, February and March, Even dates in October, January and April.

B Runs Odd dates in October, January and April, Even dates in November, December, February and March.

C Passengers change trains.

D Lv. Chicago May 2, 4, 6, etc., and every other day thereafter.

E Bus connection.

