



TRAFFIC DEPARTMENT OFFICIALS

W. W. KREMER, Vice President, Minneapolis, Minn.\*
BEN G. SPEARS, Assistant to the Vice President, Minneapolis, Minn.\*

PASSENGER

R. F. Berndt, General Passenger Agent... Minneapolis, Minn.\*
P. H. Sullivan, Assistant General Passenger Agent... Minneapolis, Minn.\*
W. F. Allen, Supervisor Passenger Tariffs... Minneapolis, Minn.\*
J. Christensen, Superintendent Dining and Sleeping Cars... Minneapolis, Minn.\*

FREIGHT (Sales)

H. E. Benson, Freight Traffic Manager (Western District)... Minneapolis, Minn.\*
A. T. Peterson, Freight Traffic Manager (Eastern District)... Chicago 4, Ill.
R. F. Ronnan, Assistant Freight Traffic Manager... Minneapolis, Minn.\*
A. O. Plunkett, Eastern General Freight Agent... New York 7, N. Y.
W. C. Giese, General Freight Agent... Minneapolis, Minn.\*
G. B. Shimel, Assistant General Freight Agent... Minneapolis, Minn.\*
E. N. Phelps, Assistant General Freight Agent... St. Paul 1, Minn.
C. O. Norwick, Assistant General Freight Agent... Menasha, Wis.
F. R. Crow, Assistant General Freight Agent... Milwaukee 3, Wis.
E. J. Olsen, Assistant General Freight Agent... Duluth 2, Minn.
J. S. McGogy, Assistant General Freight Agent... Chicago 4, Ill.

FREIGHT (Rates and Divisions)

H. J. McKenna, Freight Traffic Manager... Minneapolis, Minn.\*
K. J. Sherwood, Assistant Freight Traffic Manager... Chicago 4, Ill.
D. M. Knox, General Freight Agent... Minneapolis, Minn.\*
B. R. Dolphin, Assistant General Freight Agent... Minneapolis, Minn.\*
W. J. Adelman, Assistant General Freight Agent... Minneapolis, Minn.\*
E. F. Glennon, Assistant General Freight Agent... Chicago, Ill.
J. T. Anderson, Chief of Tariff Bureau... Minneapolis, Minn.\*

FREIGHT (Special Services)

Ben G. Spears, Assistant to Vice President... Minneapolis, Minn.\*
K. H. Peterson, Supervisor Rail-Van Service... Minneapolis, Minn.\*
J. C. Webber, Freight Service Manager... Minneapolis, Minn.\*
C. O. Ebling, General Agricultural Agent... Minneapolis, Minn.\*
E. W. Ledin, Supervisor Merchandise Service... Minneapolis, Minn.\*
Ward L. Foster, Mgr. Mail, Baggage, Milk and Express Traffic... Minneapolis, Minn.\*
J. R. Kelley, Asst. Mgr. Mail, Baggage, Milk & Express Traffic... Minneapolis, Minn.\*

TRAFFIC REPRESENTATIVES

ATLANTA, GA.
807 C & S National Bank Building
R. G. Williamson, Dist. Passenger Representative
BIRMINGHAM, ALA.
301 Brown-Marx Building
H. K. Willson... General Agent
BISMARCK, N. D.
A. P. Simon... General Agent
BOSTON, MASS.
506 Little Building, 80 Boylston St.
D. W. Allan... Gen'l Agent Pass. Dept.
Room 314, Chamber of Commerce Building
R. E. Howard... General Agent Freight Dept.
BUFFALO, N. Y.
508 Liberty Bank Building, 422 Main St.
J. J. Trainor... Gen'l. Agent Pass. Dept.
602 Ellicott Square Building
C. A. Johnson... General Agent Freight Dept.
CHICAGO, ILL.
39 South LaSalle Street
H. F. Nelson... Gen'l. Agent Pass. Dept.
T. J. Nolan... City Passenger Agent
Grand Central Station
F. W. White... Depot Ticket Agent
Suite 2020 Board of Trade Building
A. T. Peterson... Freight Traffic Mgr.
K. J. Sherwood... Asst. Freight Traffic Mgr.
J. S. McGogy... Asst. General Freight Agent
E. F. Glennon... Asst. General Freight Agent
CINCINNATI, OHIO
203 Dixie Terminal Building
L. P. Dooley... Gen'l. Agent Pass. Dept.
918 Dixie Terminal Building
I. M. Kiley... District Freight Agent
CLEVELAND, OHIO
1038-1039 Union Commerce Building
E. A. Kenney... Gen. Agent Pass. Dept.
752 Union Commerce Building
D. T. Walen... General Agent Freight Dept.
DALLAS, TEXAS
1607 Kirby Building
R. C. Snider... Traveling Passenger Agent
A. E. Gorman... District Freight Agent
DETROIT, MICH.
246 Book Building - 1249 Washington Boulevard
F. F. Hardy... General Agent Passenger Dept.
1143 National Bank Building
W. H. Hawes... General Agent Freight Dept.
DULUTH, MINN.
Soo Line Terminal Bldg., Superior St. and 6th Ave. W.
A. E. Sword... District Passenger Agent
B. Paul... Depot Ticket Agent
E. J. Olsen... Assistant General Freight Agent
EAU CLAIRE, WIS.
Soo Line Station
R. F. Donnett... General Agent
EDMONTON, ALTA.
212 C. P. R. Office Building
John Holloway... General Agent

INDIANAPOLIS, IND.
430 Merchants Bank Building
L. F. McMahon... District Freight Agent
KANSAS CITY, MO.
608 Waldheim Building
G. R. Watson... District Passenger Representative
609 Waldheim Building
L. S. Roan... District Freight Agent
LOS ANGELES, CAL.
530 West 6th Street
A. D. Macdonald... Gen'l. Agent Pass. Dept.
MEMPHIS, TENN.
925 Exchange Building
M. J. Farrell... District Freight Agent
MILWAUKEE, WIS.
217 North Plankinton Ave.
A. J. Graser... Passenger Representative
F. R. Crow... Asst. General Freight Agent
MINNEAPOLIS, MINN.
Soo Line Building, 5th St. So., and Marquette Ave.
O. W. Hartwell... City Passenger Agent
A. R. Woods... City Ticket Agent
D. V. Wenzel... Traveling Passenger Agent
R. E. Gifford... Traveling Passenger Agent
501 2nd St. No.
G. B. Shimel... Asst. General Freight Agent
E. S. Rogers, Jr... General Agent
MINOT, NO. DAK.
H. W. Monson... General Agent
NEENAH-MENASHA, WIS.
C. O. Norwick... Asst. General Freight Agent
A. V. Spanbauer... General Agent
NEW ORLEANS, LA.
730 Hibernia Bank Building
A. A. Morris... District Freight Representative
NEW YORK, N. Y.
581 Fifth Ave.
J. E. Roach... Gen'l. Agent Passenger Department
2660 Woolworth Building
A. O. Plunkett... Eastern Gen'l Freight Agent
D. C. Simpson... General Agent Freight Dept.
OMAHA, NEB.
917 W. O. W. Building
F. H. Pitzl... District Freight Agent
PHILADELPHIA, PA.
1036 Fidelity-Philadelphia Trust Building
G. T. Young... District Passenger Representative
Post Office Box 124
F. L. Meyer... General Agent Freight Dept.
PITTSBURGH, PA.
648 Wm. Penn Place
M. T. Jackson, District Passenger Representative
1102 Grant Building
J. T. Hartnett... General Agent Freight Dept.


PORTLAND, ORE.
207 American Bank Building
E. J. Dahlberg... District Passenger Representative
464 Pittcock Block, 921 S. W. Washington
J. J. Pearce... General Agent Freight Dept.
ST. LOUIS, MO.
803 Bostmen's Bank Building
J. J. Brown... Gen'l Agent Passenger Dept.
2051 Ry. Exch. Building
J. C. Waddell... District Freight Agent
ST. PAUL, MINN.
352 Robert St.
R. L. Battleson... City Passenger Agt.
922 Minnesota Building
E. N. Phelps... Assistant General Freight Agt.
SAN FRANCISCO, CAL.
185 Post Street
E. W. Travis... Gen. Agent Passenger Dept.
949 Monadnock Building
E. M. Ostby... General Agent Freight Dept.
SAULT STE. MARIE, MICH.
Burton Hermanson... District Freight Agent
SEATTLE, WASH.
216 White-Henry-Stuart Building
P. H. S. Godden, General Agent Passenger Dept.
611 Vance Building
B. R. Olson... General Agent Freight Dept.
SPOKANE, WASH.
1130 Old National Bank Building
J. B. Benson... General Agent
SUPERIOR, WIS.
Corner Ogden and Winter Streets
H. H. Wedde... Depot Ticket Agent
THIEF RIVER FALLS, MINN.
O. D. Gifford... General Agent
TORONTO, ONT.
502 Can. Pac. Bldg.
W. S. Glover... Commercial Agent
VANCOUVER, B. C.
211 C. P. Station
Ernest Jaquette... General Agent
WASHINGTON, D. C.
1504 K Street N. W.
J. A. C. Blair... General Agent Passenger Dept.
Box 244, Arlington, Va.
J. G. Quick... General Agent Freight Dept.
WINNIPEG, MAN.
47-48 C. P. R. Office Building
M. R. Gray... City Passenger Agent
E. E. Widmer... General Agent Freight Dept.
Corner Main and Portage
C.N. Holt... General Agent Passenger Dept.
WINSTON SALEM, N. C.
1204 Reynolds Building
J. G. Quick... General Agent

\*P. O. address, Minneapolis 2, Minn., P. O. Box 1109 (Phone Main 1261)

JUNE 14, 1955

SOO LINE

TIME TABLES



JUNE 14, 1955

SOO LINE

TIME TABLES

INDEX TO STATIONS—CONTINUED

Table of station indices for the left page, including entries like Burnstad, N. D., Butte, Mont., and various locations in Wisconsin and Minnesota.

GENERAL INDEX

Table listing general index items such as General Information, Rail Fares—Sleeping Car Rates, and Station Index.

CONNECTIONS

Table listing connections between major cities like St. Paul-Minneapolis and Duluth.

TIME TABLES MAIN LINES

Table listing time tables for main lines, including Chicago-St. Paul, Chicago-Superior, and Chicago-Ashland.

BRANCH LINES

Table listing time tables for branch lines, including Wisconsin, Michigan, Minnesota, and North Dakota.

SUGGESTIONS TO AID IN READING THIS TIME FOLDER

Locate your destination in STATION INDEX contained on pages 2 and 3. The numbers shown opposite each station indicate the TIME TABLES in which the train service to each station is shown.

INDEX TO STATIONS

Freight Service Only

Table of station indices for the bottom left page, including entries like Abbotsford, Wis., Aberdeen, S. D., and various locations in Wisconsin and Minnesota.

INDEX TO STATIONS—CONCLUDED

Table of station indices for the right page, including entries like Kimball, Minn., Kingsdale, Minn., and various locations in Wisconsin, Minnesota, and Ontario.

SOO LINE STATIONS

Chicago—Grand Central Station, So. Wells and Harrison St. Milwaukee—Public Service Bldg., Waukesha Transit Lines (Bus) St. Paul—Union Station, Fourth and Sibley Streets.

CHICAGO PASSENGER STATIONS and Railroads Using Them

Table listing Chicago passenger stations and railroads using them, including Dearborn Station, Central Station, La Salle St. Station, and Grand Central Station.





Chicago • Milwaukee • Duluth • Superior

(DIESEL ELECTRIC POWERED)

Equipment Trains 17 and 18

1 Single Bedroom, 4 Double Bedroom, 12 Roomette Pullman Sleeper. 10 Section, 3 Double Bedroom Pullman Sleeper. Coach (reclining seats). Dining Club Lounge (beverages served). Trains 1 and 2, Coaches—Chicago Stevens Point.

All Air Conditioned

Table 8: Chicago to Superior via Milwaukee and Duluth. Includes read down and read up schedules with times and distances.

CHICAGO • ST. PAUL • MINNEAPOLIS

Table 9: Chicago to Minneapolis via St. Paul. Includes read down and read up schedules with times and distances.

Equipment Trains 17-5 and 6-18. Coaches—Chicago-Twin Cities. Dining Club Lounge (beverages served)—Chicago-Owen

REFERENCE NOTES FOR THIS PAGE

- f—Stops on Signal. @ Effective June 19. Train No. 18 will stop at stations east of Stevens Point to let off passengers from West of Stevens Point. Signal stop for Train No. 2 on Sundays regular stop week days. Stops on signal to pick up passengers for Stevens Point and beyond and also to let off passengers from Chicago and beyond. Ex. Sun. Lv Waukesha 7:30 A. M. Ar Milwaukee 8:20 A. M. Rail-Auto service available at this point. Light face type AM and dark face type PM. Trains Nos. 17 and 18 will stop on sig-



ST. PAUL • MINNEAPOLIS TO MINNESOTA AND NORTH DAKOTA

Read Down For equipment see Table 1 Read Up

Table 10: St. Paul to Minnesota and North Dakota. Includes read down and read up schedules with times and distances.

NO PASSPORTS REQUIRED TO VISIT CANADA. Insofar as citizens of the United States are concerned they may enter and leave Canada, without passports. Regulations do not require passports for United States citizens visiting Canada, although it is desirable that United States citizens visiting Canada have with them means of identification, such as birth certificates, naturalization papers, poll tax receipts.

ST. PAUL • MINNEAPOLIS • WINNIPEG



(DIESEL-ELECTRIC POWERED) For equipment see Table 2

Table 11: St. Paul to Winnipeg via Minneapolis. Includes read down and read up schedules with times and distances.

REFERENCE NOTES FOR THIS PAGE

- Except Sunday ZStops daily except Monday. f—Stops on Signal. Freight and Passenger Service. Regular stop on week days; Signal stop on Sundays. Signal stop daily except Sunday. Freight and Passenger Service between Glenwood and Thief River Falls. Stops to let off passengers from Twin Cities and beyond. Trains 13 and 14 Diesel-Electric powered. Light face type A.M. and dark face type P.M.



MINNEAPOLIS • SAULT STE. MARIE AND POINTS IN WISCONSIN AND MICHIGAN

For equipment see Table 7

Table 12: Minneapolis to Sault Ste. Marie schedule. Includes Read Down and Read Up columns with times and miles.

Table 12 (Continued): Sault Ste. Marie to Minneapolis schedule. Includes Read Down and Read Up columns with times and miles.

CHICAGO • SAULT STE. MARIE, MICH., VIA PEMBINE, WIS.

For equipment see Table 6

Table 13: Chicago to Sault Ste. Marie via Pembine, Wis. schedule. Includes Read Down and Read Up columns.

SAULT STE. MARIE • DULUTH-SUPERIOR

Table 14: Sault Ste. Marie to Duluth-Superior schedule. Includes Read Down and Read Up columns.

MINNEAPOLIS AND ST. PAUL, MINN. TO EASTERN CANADA

Table 15: Minneapolis and St. Paul to Eastern Canada schedule. Includes Read Down and Read Up columns.

REFERENCE NOTES FOR THIS PAGE: † Daily except Saturday... ‡ Stops on signal... @ Effective June 19.



JOINT SERVICE... TWIN CITIES • DULUTH AND SUPERIOR THROUGH TICKETS ISSUED FOR SOO LINE TRAINS WILL BE HONORED ON NORTHERN PACIFIC AND GREAT NORTHERN TRAINS AND VICE-VERSA

ROUND TRIP \$6.75

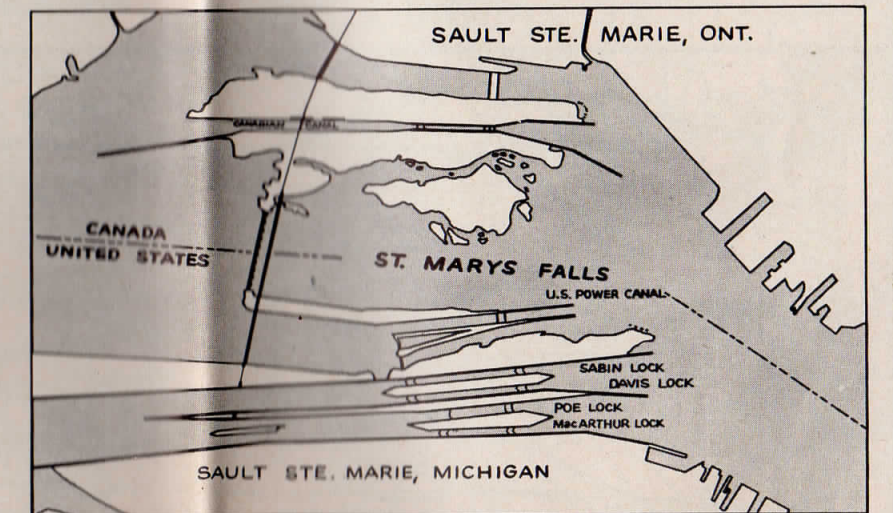
IN AIR CONDITIONED COACHES Between St. Paul, Minneapolis and Duluth-Superior On Sale Daily 6 Months Return Limit 10% U. S. Federal Tax Extra

Table 16: Joint Service schedule between Twin Cities, Duluth, and Superior. Includes Read Down and Read Up columns.

REFERENCE NOTES FOR THIS PAGE: †—Stops on Signal... ‡—Except Sunday... @—Effective June 19th

1855 SOO LOCKS CENTENNIAL 1955 Sault Ste. Marie, Michigan June 28 to Sept. 5, 1955

Here it is where you'd least expect it! An exciting engineering miracle, right in the heart of the Lake Superior vacation paradise! You'll want to take time out from fun in the Big Woods to see the world's busiest locks in dramatic action—to watch huge freighters lifted and lowered between Lake Huron and Lake Superior on an average of one hefty vessel every 17 minutes! You'll be thrilled to see these Locks handling more freight than the Panama and Suez Canals combined! Visit the Sault Ste. Marie Locks on its 100th busy birthday.





**SOO  
LINE**

NEENAH • MANITOWOC

Table 17 (Central Time) showing train schedules between Neenah and Manitowoc with Read Down and Read Up directions.

MARSHFIELD • NEKOOSA

Table 18 (Central Time) showing freight service only between Marshfield and Nekoosa.

MARSHFIELD • GREENWOOD

Table 19 (Central Time) showing train schedules between Marshfield and Greenwood.

ABBOTSFORD • ATHENS

Table 20 (Central Time) showing freight service only between Abbotsford and Athens.

CHIPPEWA FALLS • EAU CLAIRE

Table 21 (Central Time) showing freight service only between Chippewa Falls and Eau Claire.

REFERENCE NOTES FOR THIS PAGE

Notes regarding signal stops, freight and passenger services, and bus connections.

FOR—whatever you ship or receive ALWAYS ASK THE EXPRESS MAN



CHICAGO AND ASHLAND

For equipment see Table 3

Table 22 (Central Time) showing train schedules between Chicago and Ashland.

For complete service between Chicago and Spencer see Table 8

Fast Dependable Freight Service • Route Your Freight Soo Line

MELLEN • BESSEMER

Table 24 (Central Time) showing freight service only between Mellen and Bessemer.


HERE IS SOMETHING YOU SHOULD KNOW

GOING BEYOND CHICAGO?

Parmelee Transportation Company maintains a fleet of Limousines in Chicago—new, sleek looking and luxurious—to assure through passengers dependable station-to-station service.



This Parmelee service is offered without extra charge to all passengers holding through tickets with Parmelee coupon.



Any Railway Ticket Agent will gladly furnish full information about PARMELEE SERVICE

CRANDON AND ARGONNE TO MILWAUKEE • CHICAGO VIA NEENAH

Table 25 (Central Time) showing train schedules between Crandon and Argonne to Milwaukee and Chicago via Neenah.

MINNEAPOLIS • ST. PAUL TO CRANDON AND APPLETON

Table 26 (Central Time) showing train schedules between Minneapolis and St. Paul to Crandon and Appleton.

BARRON • RIDGELAND

Table 27 (Central Time) showing train schedules between Barron and Ridgeland.

WESTERN UNION TELEGRAMS

may be sent from any telegraph station on the Soo Line for transmission to any part of the world.

You can obtain blanks in any sleeping car and while enjoying the comforts of Soo Line service you may send a night letter or day letter to the folks at home, telling them of the delights of your journey, or the business man may keep in touch with his office.

Over Night Telegrams can be sent at extremely low rates

CAMERON • RICE LAKE

Table 28 (Central Time) showing train schedules between Cameron and Rice Lake.

GLADSTONE, RAPID RIVER AND EBEN JCT.

Table 30 (Central Time) showing train schedules between Gladstone, Rapid River, and Eben Jct.

SOO LINE LAND

has the right answers for you in this INDUSTRIAL SITE LOCATION QUIZ

Apply these questions to your search for a new and practical location for your business... then look at the answers Soo Line Land supplies—they'll fit your needs.

- Quiz questions: 1. What relation should your new plant site have to markets and sources of supply? 2. What should you expect from the railroad that serves your plant? 3. What about power for a new industrial plant? 4. What is the labor situation?

If you are thinking of relocating, expanding or decentralizing your business, consider the great variety of favorable conditions in the 7 states served by Soo Line.

GEO. T. BERGREN, Industrial and Real Estate Commissioner, Soo Line Railroad, P.O. Box 1109 Minneapolis 2, Minnesota

REFERENCE NOTES FOR THIS PAGE

\*Daily †Except Sunday ‡Except Saturday ¶Except Monday fStops on Signal gPassengers will be carried @Service from Waukesha to Milwaukee is via Bus



TWIN CITIES • BISMARCK VIA HANKINSON

Table with columns for Read Down, Miles, and Read Up. Includes Table 31 (Central Time) with routes to St. Paul, Minneapolis, and Hankinson.

TWIN CITIES • BISMARCK VIA DRAKE

Table with columns for Read Down, Miles, and Read Up. Includes Table 32 (Central Time) with routes to Drake and Bismarck.

REFERENCE NOTES FOR THIS PAGE

† Ex. Sun. f Flag stations.
Ⓞ Freight and Passenger Service.
☞ Rail-Auto service available at this point.
Light face type AM and dark face type PM

MAX TO NEW TOWN

Table with columns for Read Down, Miles, and Read Up. Includes Table 33 (Central Time) with routes to Max, N. D., and New Town.

HANKINSON • GRENVILLE

Table with columns for Read Down, Miles, and Read Up. Includes Table 34 (Central Time) with routes to Hankinson, N.D., and Grenville, S.D.

WISHEK • POLLOCK LINE

Table with columns for Read Down, Miles, and Read Up. Includes Table 35 (Central Time) with routes to Wishek, N.D., and Pollock, S.D.

TWIN CITIES • WHITETAIL, MONT.

Table with columns for Read Down, Miles, and Read Up. Includes Table 36 (Central Time) with routes to Whitetail, Mont.



DULUTH-SUPERIOR • THIEF RIVER FALLS, MINN.

Table with columns for Read Down, Miles, and Read Up. Includes Table 37 (Central Time) with routes to Duluth, Superior, Thief River Falls, and various intermediate stations.

DULUTH-SUPERIOR • BROOTEN AND GLENWOOD, MINN.

Table with columns for Read Down, Miles, and Read Up. Includes Table 38 (Central Time) with routes to Duluth, Superior, Brooten, and Glenwood, Minn.

REFERENCE NOTES FOR THIS PAGE: † Stops on Signal. † Except Sun.
Ⓞ Freight and Passenger Service. Ⓞ Arrives at 21st. at. Ⓞ Train No. 64 arriving Superior 2:40 PM makes connection with Great Northern fast train No. 19 leaving Superior 4:45 PM, arriving Minneapolis 7:15 PM, St. Paul 7:45 PM, leaving from 21st Street. Ⓞ Freight and Passenger service Tues, Thur, and Sat, between Lawler and East Lake. Ⓞ Freight and Passenger service between Glenwood and Moose Lake. Ⓞ Train Conductor will make arrangements for connection with Northern Pacific train No. 61 at Moose Lake arriving St. Paul 5:05 PM. Ⓞ Rail-Auto service available at this point. Light face type AM dark face type PM

MINNESOTA AND NORTH DAKOTA VIA THIEF RIVER FALLS, MINN.

Table with columns for Read Down, Miles, and Read Up. Includes Table 39 (Central Time) with routes to St. Paul, Minneapolis, Thief River Falls, and various intermediate stations.

FORDVILLE-DRAKE

Table with columns for Read Down, Miles, and Read Up. Includes Table 40 (Central Time) with routes to Fordville, N.D., and Drake.



CONNECTING SERVICE

AT PEMBINE, WIS.

Table 42: Connecting service at Pembine, Wis. (Central Time). Includes routes to C.M. St. P. & P. R.R. and D.S.S. & A. R.R.

AT WINNIPEG, MAN.

Table 43: Connecting service at Winnipeg, Man. (Central Time). Includes routes to Can. Pacific Ry.

Table 44: Connecting service at Winnipeg, Man. (Central Time). Includes routes to Can. Pacific Ry. (Mountain Time) and (Pacific Time).

AT WINNIPEG, MAN.

Table 45: Connecting service at Winnipeg, Man. (Central Time). Includes routes to Can. Pacific Ry. (Mountain Time).

REFERENCE NOTES FOR THIS PAGE. †-Daily Ex. Sunday, ‡-Ex. Saturday, © Operates Sunday, Tuesday and Thursday, Ⓜ All Seats Reserved, Ⓜ Rail-Auto service available at this point. Light face type AM and dark face type PM.

AT DULUTH, MINN.

Table 46: Connecting service at Duluth, Minn. (Central Time). Includes routes to D.W. & I. R. and D.M. & I. R.

AT TROUT LAKE, MICH.

Table 47: Connecting service at Trout Lake, Mich. Includes routes to Soo Line (C.T.) and M.T. Co.

M. T. Co. Ferry Service discontinued. Passengers holding tickets originating or terminating points beyond will receive free transfer coupons (via taxi and state ferry) on application to station agent St. Ignace or Mackinaw City according to direction of travel.

ROCHESTER - ST. PAUL - MINNEAPOLIS VIA JEFFERSON TRANSPORTATION CO.

Table 49: Connecting service between Rochester, St. Paul, and Minneapolis via Jefferson Transportation Co.

LIMOUSINE SERVICE - Passengers will be picked up at any loop district hotel in either Minneapolis or St. Paul and at the railroad stations. Advance reservations required through passenger department.

PROTECT YOUR BAGGAGE!



If it is worthwhile taking, it is worthwhile insuring. St. Paul Fire & Marine Insurance Company policies on sale at most of the larger Soo Line stations.

CONNECTING SERVICE

AT ST. PAUL - MINNEAPOLIS

Table 50: Connecting service at St. Paul - Minneapolis. Includes routes to C.B. & Q., C.B. & N.W., Milw. Road, and C. & N.W.

TABLE 50

Table 50: Connecting service at St. Paul - Minneapolis. Includes routes to Milw. Road, C.B. & Q., C. & N.W., and C.G. W.

READ DOWN

Table 51: Connecting service at St. Paul - Minneapolis. Includes routes to N.P., Milw. Road, G.N., and C.G. W.

READ DOWN

Table 52: Connecting service at St. Paul - Minneapolis. Includes routes to C.R. I.&P., G.N., M. & C.R., C.G. W., C. & N.W., and C.R. I.&P.

REFERENCE NOTES FOR THIS PAGE. †Ex. Sunday, \*Via Bus, Ⓞ Runs 30 minutes earlier through Sept. 25, P-Passengers enroute to and from Rochester will be handled via Dodge Center and C. & N.W. Ry.

ONE-WAY AND ROUND TRIP FARES SLEEPING CAR RATES

For information only. Subject to change. 10% federal tax not included.

Table with columns: From, To, One Way Rail Fares, Round Trip Rail Fares, One Way Sleeper Rates. Lists destinations from Chicago, Ill. to Duluth, Minn.

Table with columns: FROM, TO, One Way Rail Fares, Round Trip Rail Fares, One Way Sleeper Rates. Lists destinations from Duluth, Minn. to Waukesha, Wis.

INFORMATION FOR PASSENGERS

NOT RESPONSIBLE—We are not responsible for errors in time tables, inconvenience or damage resulting from delayed trains or failure to make connections; schedules herein are subject to change without notice.

SCHEDULES OF CONNECTING LINES—Schedules of connecting lines shown in this folder are the latest obtainable. They are not guaranteed to be correct.

TIME GIVEN HEREIN is Central Standard Time on all Soo Line schedules.

MILEAGE—Distances stated in these time tables are for the information of passengers only and not for use in computing fares.

BUY TICKETS before boarding trains.

CHILDREN under five years of age free, when accompanied by parent or guardian; five years of age and under twelve, one-half fare; twelve years of age or over, full fare.

ADJUSTMENT OF FARES—In case of misunderstanding with a conductor or agent, pay the fare requested, take receipt and communicate with R. F. Berndt, General Passenger Agent, Minneapolis, Minn.

LIMITS OF TICKETS—One-way tickets (sold at regular one-way fare) will be limited to 30 days and Round Trip tickets to 6 months, in addition to date of sale and permit stopovers at all stations enroute upon application to conductor.

ACCOMMODATIONS ACCORDED ON TICKETS—First Class tickets are honored in coaches, also in sleeping cars upon payment of berth or parlor car rate. Coach Class tickets are honored only in Coaches.

REDEMPTION OF TICKETS—Tickets unused or partly used will be redeemed under tariff regulations at proper value. Apply for such redemptions to any Ticket Agent or address claims for refunds to Ticket Accounting Dept., Soo Line, Minneapolis.

IMPORTANT NOTICE—Passengers using Soo Line Limited trains, holding tickets to destinations at which such trains do not stop, must leave fast train at last scheduled stopping point of such train short of destination, and use local train to destination.

BAGGAGE MAXIMUMS—No single piece of baggage exceeding 300 pounds in weight, nor 72 inches in greatest dimension, nor single shipment exceeding \$2500.00 in value will be checked.

LIABILITY LIMITED—Value of baggage must be declared and excess value paid for at time of checking.

DOGS, CATS or other small animals when carried in containers may be taken into rooms, in sleeping cars. (Exception: Dogs may be on a leash and muzzled). For movement in baggage car dogs checked on a leash must be muzzled; dogs checked in crates need not be muzzled.

BABY CARRIAGES, BICYCLES (not Motorcycles), DOGS, and GUNS are transported in baggage cars subject to tariff regulations.

STORAGE ON BAGGAGE—Storage will be charged on each piece of baggage remaining in stations over twenty-four hours in accordance with current tariff regulations.

HAND BAGGAGE IN SLEEPING AND PARLOR CARS is restricted to what can be conveniently placed in the berth, seat or other accommodations purchased by the passenger.

ARTICLES WHICH CAN BE CARRIED IN PASSENGER COACHES—Hand baggage which can be conveniently carried, also packages, boxes or bundles which are not large or cumbersome.

HAND BAGGAGE CONVENIENCE IN CHICAGO—Passengers holding through tickets and wishing to visit in Chicago between trains, and departing from a station other than that at which they arrive, may, on arrival, deliver their hand baggage to Parmelee Company's Agent and secure claim check for it.

LOST ARTICLES—Correspondence regarding articles left at stations, in coaches, Soo Line or C. P. sleeping cars, should be addressed to Mgr., Mail, Baggage, Milk, and Express Traffic, Minneapolis, Minn. For articles left in Pullman Company cars, address Division Superintendent that company at St. Paul or Chicago. No responsibility is assumed for unchecked articles left in stations or cars.

CUSTOMS—Baggage checked between points in the United States through Canada passes without Customs inspection. Baggage checked from the United States to points in Canada must be inspected at the boundary, except when checked to a city or town in Canada having a Customs official.

TELEGRAMS—Western Union Telegraph Co. accepts telegrams, cablegrams, night letters, etc., at all telegraph offices.

EXPRESS SERVICE—From all stations on this railroad, shipments by Express may be sent to any point in the United States and Canada.

REFERENCE NOTES FOR THIS PAGE

- S—Indicate Seat rate.
④ Seat to Ladysmith, berth beyond.
⑤ Route Milw. Road to Pembine thence Soo Line.
(x) Sleeper service from St. Paul; for rates see next page.

ONE-WAY AND ROUND TRIP FARES—SLEEPING CAR RATES

For information only. Subject to change. 10% federal tax not included.

Table with columns: From, To, One Way Rail Fares, Round Trip Rail Fares, One Way Sleeper Rates. Lists destinations from Minneapolis and St. Paul, Minnesota to Weyburn, Saskatchewan.

RATES FOR ROOMETTE, BEDROOM, DRAWING-ROOM OR COMPARTMENT IN SLEEPING CARS

Table with columns: Where Lower Berth Rate is, Roomette For ONE Passenger is, Bedroom For ONE Passenger is, Compartment For ONE Passenger is, Drawing Room For ONE Passenger is. Lists rates for various sleeping car accommodations.

Ticket Requirements

Drawing Room in Sleeping Car: One and one-quarter tickets are required for the transportation of one person in drawing room in sleeping car; this is the minimum charge. Space extra. Exception: Between all stations west and north of and including St. Paul and Duluth the minimum requirement for occupancy of a compartment is one ticket. STOP-OVERS: Tickets on sale daily throughout the year with stop-over privileges at all stations enroute within limit. One way tickets are limited to 30 Days, round trip tickets are limited to 6 Months, in addition to date of sale.

A TIP TO TRAVELERS

As a protection against loss be sure every piece of your baggage, whether carried or checked, is properly identified with a card or tag showing your name and complete address.

Advertisement for Pullman sleeping cars featuring the text 'Wonderful idea to sleep on— GO PULLMAN COMFORTABLE, CONVENIENT AND SAFE' and an illustration of a person sleeping in a berth.

Advertisement for Hertz Rail-Auto Plan featuring the text 'NOW millions enjoy the... HERTZ RAIL-AUTO PLAN!' and a list of benefits for traveling by train and car.