



SPOKANE, PORTLAND AND SEATTLE RAILWAY SYSTEM

OREGON TRUNK RY.

Pacific Time

PORTLAND - WISHRAM - PASCO - SPOKANE TRAINS

Eastbound, Read Down

Westbound, Read Up

SPECIAL STOPS	1st No. 2 Daily		2nd No. 2 Daily		No. 4 Daily		Elva. Miles	Spokane, Portland and Seattle Railway June 12, 1943			
	No. 2 Daily	No. 2 Daily	No. 4 Daily	No. 4 Daily	No. 3 Daily	No. 1 Daily		No. 1 Daily			
No. 1. At any station to discharge revenue passengers from east of Spokane.	8.00	8.00	9.00	32	0.0	Lv.	PORTLAND ("City of Roses")	Ar	5.08	7.35	7.35
At any station west of Pasco to discharge revenue passengers from Spokane.	8.30	8.30	9.35	46	10.0	Lv.	VANCOUVER (founded 1825)	Ar	4.35	7.05	7.05
At any station east of Pasco to receive passengers for Vancouver and Portland.	10.09	10.09	10.55	10.55	11.05	h11.16	Along the Columbia River	Ar	1.45	4.25	4.25
At any station west of Pasco to receive passengers for Spokane.	1.44	1.44	3.24	352	229.2	Ar	PASCO	Ar	10.46	1.50	1.50
Stops to receive passengers made only upon advance arrangements through Agent.	5.20	5.20	6.44	1826	343.9	Ar	Amber	Ar	10.34		
Stops to discharge passengers made upon application to conductor.	7.10	7.10	8.20	1920	377.5	Ar	Nor. Pac. Station	Ar	7.00	9.00	9.00

PORTLAND - REDMOND - BEND TRAINS

Read Down		June 12, 1943		Read Up	
No. 2 Daily	Miles	Spokane, Portland and Seattle Railway	Elevation	No. 1 Daily	No. 103 Daily
8.00	0.0	Lv. Portland	32	7.35	
11.40	106.1	Lv. Wishram	166	3.00	
11.57	111.8	Moody	286	2.40	
12.10	117.7	Kloan	328	2.25	
12.25	124.1	Lockit	354	2.09	
12.44	132.5	Dike	508	1.50	
12.55	136.7	Sinamox	510	1.36	
1.15	146.0	Oakbrook	606	1.15	
1.33	153.8	Sherar	783	1.28	
1.42	156.9	Tuskam	788	1.38	
1.59	160.8	Maupin	852	1.27	
2.20	169.9	Nena	960	1.01	
2.30	173.6	Frieda	1012	1.11	
2.46	179.7	Nathan	1074	1.36	
2.50	181.5	North Jct.	1102	1.31	
3.01	186.4	Kaskela	1203	1.18	
3.16	191.9	South Jct.	1254	1.03	
3.42	200.1	Gateway	1787	1.41	
4.05	205.6	Paxton	2169	1.26	
4.25	211.3	Madras	2458	1.10	
4.42	216.3	Metolius	2517	0.95	
4.57	221.0	Culver	2624	0.93	
5.18	228.1	Opal City	2850	0.95	
5.35	235.6	Terrebonne	2863	0.25	
5.50	238.4	Prineville Jct.	2918	0.58	
6.10	241.1	Redmond	2983	0.50	
6.35	250.2	Deschutes	3572	0.15	
7.00	257.6	Bend	3618	8.00	

EQUIPMENT BETWEEN PORTLAND AND BEND
Trains Nos. 2-102 and 1-103. Coaches daily between Portland and Bend (N. A. C.); observation cars daily between Portland and Wishram, A. C. See page 3.

CONNECTION AT BEND FOR KLAMATH FALLS
See schedule of Great Northern Ry. on page 6.

LYLE - KLICKITAT - GOLDENDALE TRAINS

No. 220 Daily ex. Sat.	Miles	S. P. & S. Ry. June 12, 1943	Elevation	No. 221 Daily ex. Sat.
11.40	85.3	Lv. Lyle	101	8.10
12.05	91.7	Wrights	288	7.45
12.20	95.6	Fitt	370	7.30
12.30	97.8	Lv. Klickitat	440	7.20
12.45	102.2	Wahkiakus	500	7.05
1.40	115.6	Warwick	1546	6.10
2.00	120.6	Centerville	1586	5.50
2.25	126.9	Ar. Goldendale	1610	5.25

Ex. Sat. denotes daily except Saturdays. Ex. Sun. denotes daily except Sunday. Equipment, coaches.

EQUIPMENT - BETWEEN PORTLAND AND SPOKANE

Over-Night Limited. Trains Nos. 1 and 2. All regularly assigned equipment is air-conditioned. Observation-club 8 section standard sleeping cars with lounge, buffet, etc., standard 1 drawing room and 8 section, 2 compartment, 1 drawing room sleeping cars, latest type tourist sleeping cars, and coaches with lounges for women and men, and individual, reclining seats. N. A. C. coach between Portland and Bend.

Columbia River Express. Day Trains Nos. 3 and 4. Air-conditioned observation reserved seat coaches, cafe meal service between Portland and Pasco, and A. C. equipment of similar character on connecting trains of Nor. Pac. Ry. between Pasco and Spokane, with reserved seat tickets issued locally, and between points east and west of Pasco, seat fare Portland-Spokane, 50c, plus tax. Non air conditioned coaches between Portland and Spokane via Pasco and N. P.

For Special Stops on Nos. 1 and 2. See left column, page 3, and under "References" below.

- References: a Will stop to discharge revenue passengers from Spokane.
- b Will stop on signal to receive revenue passengers for Bingen-White Salmon, Vancouver and Portland.
- c Will stop on signal to receive revenue passengers for Vancouver and Portland.
- f Stop on signal.
- g Will stop on signal to discharge revenue passengers from Portland and Vancouver.
- h Will stop to discharge revenue passengers from Portland, Vancouver and Bingen-White Salmon.
- k Stops daily except Sunday.
- t Telegraph stations. N.A.C. Non air-conditioned. A.C. Air conditioned.

SPOKANE, PORTLAND AND SEATTLE RAILWAY SYSTEM



PORTLAND - ST. HELENS RAINIER - ASTORIA - CLATSOP BEACH TRAINS

Westbound-Read Down		June 12, 1943		Eastbound-Read Up	
No. 21 Daily	Miles	S. P. & S. Ry. Pacific Time April 18, 1943	No. 24 Daily		
8.00	0.0	Lv. PORTLAND, Union Sta.	7.05		
8.15	7.3	Linnton	6.44		
8.38	19.9	Scappoose	6.22		
8.46	24.3	Warren	6.14		
8.53	27.6	ST. HELENS (Station)	6.09		
8.57	30.0	Columbia City	6.02		
9.04	33.2	Deer Island	5.57		
9.15	39.4	Goble	5.47		
9.20	42.2	Prescott	5.42		
9.30	45.8	Ar. RAINIER	5.36		
10.35		Ar. Longview	4.00		
8.00		Lv. By Direct Bus 30c	6.40		
9.30	45.8	Lv. RAINIER	5.36		
9.50	55.8	Mayer	5.18		
9.54	58.0	Loocda	5.14		
9.58	59.3	Quincy	5.11		
10.05	62.2	CLATSKANIE	5.05		
10.14	66.6	Marshland	4.55		
10.17	68.5	Woodson	4.52		
10.25	71.2	Westport	4.46		
10.30	73.5	Wauna	4.41		
10.36	76.8	Bradwood	4.35		
10.40	78.4	Clifton	4.31		
10.50	83.3	Brownmead	4.20		
10.55	84.9	Blind Slough	4.17		
10.59	86.5	Knappa	4.15		
11.05	88.5	Ivy	4.10		
11.09	90.2	Svensen	4.07		
11.20	95.4	Ar. ASTORIA	3.57		
11.35	99.7	Lv. ASTORIA	3.45		
11.40	99.7	Lv. ASTORIA	3.35		
11.41	100.3	11th Street, Astoria	3.34		
11.59	105.6	Warrenton	3.15		
		FT. STEVENS			
		Freight Service Only			
12.06	108.3	Camp Clatsop	3.08		
12.14	112.1	West	2.59		
12.22	115.7	Gearhart	2.50		
12.24	116.7	Neawanna	2.48		
12.30	118.0	Ar. SEASIDE	2.45		

TRAIN EQUIPMENT

Nos. 21 and 24, carry observation-reserved seat coaches and coaches between Portland, Astoria, Gearhart and Seaside.

Cafe dining service in reserved seat coaches, seat fare 30c (plus tax) between Portland and Astoria, Gearhart and Seaside.

WINNING THE WAR IS ALL THAT MATTERS!

Today, when America's vast war effort demands that every muscle be strained in the interests of Victory, Railway Express is trying to do its part.

RAILWAY EXPRESS
AGENCY INC.
NATION-WIDE SERVICE

Light face figures denote A. M. time. Bold face figures denote P. M. time. Ar. Arrive. Lv. Leave / Stop on signal. t Telegraph office.

OREGON ELECTRIC RY. PORTLAND-SALEM-ALBANY-EUGENE

Miles	Freight Service Only
27.6	Portland
32.1	Beaverton
36.1	Tigard
	Tualatin
43.0	Wilsonville
49.1	Donald
51.9	Broadacres
54.5	West Woodburn
57.4	St. Louis
64.1	Quinaby
71.2	Salem
79.9	Orville
97.8	Albany
124.2	Harrisburg
128.7	Junction City
142.8	Eugene

GREAT NORTHERN RY. BEND, KLAMATH FALLS, BIBBER


Daily Mix'd	M.	Gt. Northern Ry.	Daily Mix'd
0	Lv. Bend	Ar	
15	Ar. Lava Jet	Ar	
32	" La Pine	Ar	
45	" Fremont	Ar	
52	" Crescent	Ar	
58	" Chemult	Ar	
62	" Chilcoquin	Ar	
115	" Algoma	Ar	
133	" Klamath Falls	Ar	
144	" So. Klamath	Ar	
149	" Merrill	Ar	
163	" Malin	Ar	
210	" Scarface	Ar	
222	" Lookout	Ar	
234	Ar. Bieber	Lv	

UNITED RAILWAYS PORTLAND-NORTH PLAINS-VERNONIA

Miles	Freight Service Only
0.0	Portland
7.3	10th & Hoyt St. Sta.
	Linnton
	United Railways
7.3	Linnton
11.7	Burlington
15.5	Rockton
17.1	Bowers Jet.
17.6	Helvetia
19.1	Connell
20.2	Lincoln
21.9	North Plains
25.5	Christie
26.5	Wilkesboro
27.5	Banks
31.8	Manning
34.6	Buxton
38.8	Tophill
46.4	McPherson
48.6	Vernonia
57.0	Keasey

RESPONSIBILITY

Not Responsible - The Spokane, Portland and Seattle Railway Company is not responsible for errors in time tables, inconvenience or damage resulting from delayed trains or failure to make connections; schedules herein are subject to change without notice.



Giants of the Rails on the Empire Builder and North Coast Limited

These great, fast, powerful locomotives have recently been placed on the runs of the overnight limited trains of the Spokane, Portland and Seattle Railway between Portland and Spokane, in the through Portland-St. Paul-Chicago service of the famous Empire Builder via the Great Northern Railway and the North Coast Limited via the Northern Pacific Railway.

They embody every feature of superiority in motive power known to the famous Baldwin builder. A few dimensions will be of interest and show something of their size, elements for power and speed.

Length of engine and tender, 107 feet; weight 865,520 lbs.; diameter of driving wheels, 77 inches, boiler, 88 inches; steam pressure, 260 pounds per square inch; tractive power, 69,800 pounds; capacity of tender, 20,000 gallons of water, 6,000 of fuel oil; cylinders, 28 by 31 inches; all axles have roller bearings.

Light face figures denote A. M. time. Bold face figures denote P. M. time. Ar. Arrive. Lv. Leave / Stop on signal. t Telegraph office.



SPOKANE, PORTLAND AND SEATTLE RAILWAY SYSTEM CONNECTIONS AT PORTLAND

Table with columns for train numbers (313, 311, 347, 348), destinations (Portland, Spokane, Walla Walla, Pasco, etc.), and times. Includes sub-sections for 'PORTLAND - PUGET SOUND - BRITISH COLUMBIA' and 'NORTHERN PACIFIC RY. - GREAT NORTHERN RY. - UNION PACIFIC R. R.'.

† Daily except Sunday. b To and from Olympia by bus. k King Street Station. p Stops from Portland and beyond. u Union Station.

FOR VICTORY BUY UNITED STATES WAR BONDS AND STAMPS. Illustration of a soldier with a rifle.

CLATSOP BEACH SEASIDE - GEARHART PACIFIC OCEAN ALL-YEAR SEASHORE RESORT. Description of the resort and its facilities.

Light face figures denote A. M. time Bold face figures denote P. M. time. Ar. Arrive. Lv. Leave. f Stop on Signal.

SOUTHERN PACIFIC COMPANY

Table with columns for Southbound and Northbound trains, including destinations like Portland, Salem, Albany, Eugene, Marshfield, Klamath Falls, etc.

b By Bus. All coach seats reserved except trains 329-330 and trains 18 and 19 between Portland and Eugene only.

EQUIPMENT OF TRAINS

Train 23-24. Cascade. (Air Conditioned). Between Portland and San Francisco. Standard sleeping car with sections, drawing rooms, compartments, bedrooms. Dining car. First class tickets required.

SAN FRANCISCO-LOS ANGELES-COAST LINE

Table with columns for train numbers (38, 76, 70, 72, 98, M, 37, 99, 71, 69, 75) and times for August 1943.

SAN FRANCISCO-LOS ANGELES-VALLEY LINE

Table with columns for train numbers (56, 26, 52, M, 51, 25, 55) and times for September 5, 1943.

All coach seats reserved except trains 37-38 and 56.

UNION PACIFIC RAILROAD

Table with columns for Read Down and Read Up trains, including destinations like Portland, Hood River, The Dalles, Pendleton, Baker, Payette, Ontario, Nampa, Boise, Pocatello, Ogden, Salt Lake, Cheyenne, Denver.

Light face figures denote A. M. time Bold face figures denote P. M. time. Ar. Arrive. Lv. Leave. f Stop on Signal.

SPOKANE, PORTLAND AND SEATTLE RAILWAY SYSTEM



CONNECTIONS AT SPOKANE AND PASCO

Table with columns for train numbers (313, 311, 347, 348), destinations (Portland, Spokane, Walla Walla, Pasco, etc.), and times. Includes sub-sections for 'NORTHERN PACIFIC' and 'GREAT NORTHERN RY.'.

SAFETY FIRST - friendliness too! Illustration of a train crossing a bridge.



To CALIFORNIA

The trains of the S. P. & S. Ry., Spokane to Portland connect with Southern Pacific Co. trains at Portland, with coaches, tourist and standard sleeping cars.


Trains leave Spokane 7:00 A.M. (N. P. Station) and 9:45 P.M. (G. N. Station); arriving Portland, Union Station, 5:08 P.M. and 7:35 A.M. Southern Pacific Co. trains for California schedules on page 8.

Agents will supply fares, limits of tickets and other details.

Coach tickets honored in coaches and reserved seat coaches only; tourist tickets in tourist sleeping cars, reserved seat coaches, or coaches; standard tickets in standard sleeping cars or other equipment.

Consult your home ticket agent for details.

Light face figures denote A. M. time Bold face figures denote P. M. time. Ar. Arrive. Lv. Leave. f Stop on Signal.



Columbia River and Cascade Range

Between Portland and Spokane

Along the Columbia and Snake Rivers and Through the Heart of the Cascade Range

- BONNEVILLE DAM
BEACON ROCK
THE DALLES OF THE COLUMBIA
COLUMBIA RIVER GORGE



Light face figures denote A. M. time Bold face figures denote P. M. time. Ar. Arrive. Lv. Leave. f Stop on Signal.



SPOKANE, PORTLAND AND SEATTLE RAILWAY SYSTEM

Sleeping, Parlor Car and Reserved Seat Fares

Federal Tax Extra

For information only. Subject to change without notice

BETWEEN AND Effective April 1, 1942	PORTLAND		SPOKANE		Table basis for determining charges for Standard Upper Berths, Drawing Rooms and Compartments				
	Seat	Lower Berth Standard	Tourist	Lower Berth Standard	Tourist	Where Lower Berth rate is	Upper Berth rate will be	Drawing Room rate will be	Compartments rate will be
Astoria..... Ore.	*30								
Billings..... Mont.		\$ 8.45	\$ 5.65	\$ 5.25	\$ 3.55				
Bingen-W.H. Salmon, Wn.	*20			2.95	2.00				
Boston..... Mass.		25.15	22.30						
Bozeman..... Mont.		7.55	5.10	4.35	2.95	\$ 2.35	\$ 1.80	\$ 8.10	\$ 6.95
Buffalo..... N. Y.		22.30		19.65	2.65	2.00	9.25	7.55	
Butte..... Mont.		6.70	4.50	3.50	2.35	2.95	2.20	10.40	8.10
Camas..... Wash.	*15			3.20	2.15	3.20	2.45	11.55	9.25
Chicago..... Ill.		18.25	12.20	15.35	10.25	3.50	2.65	12.75	9.85
Cincinnati..... Ohio		20.25		17.35		4.35	3.30	16.20	12.20
Cleveland..... Ohio		20.80		18.25		4.65	3.55	16.20	13.35
Denver..... Colo.		12.20		11.30		4.95	3.75	17.35	13.90
Detroit..... Mich.		20.25		17.35		5.25	4.00	18.50	15.05
Duluth..... Minn.		15.35	10.25	12.75	8.50	5.80	4.40	20.80	16.20
Eugene..... Ore.	.80	2.35	1.55	4.65	3.10	6.15	4.65	21.95	17.35
Fargo..... N. D.		13.60	9.10	10.40	6.95	6.40	4.85	23.10	17.95
Gardiner..... Mont.		8.10		4.95		6.70	5.10	24.30	19.10
Glacier Park..... Mont.		6.40	4.30	3.20	2.15	7.55	5.75	26.60	21.40
Grants Pass..... Ore.		2.95	2.00	6.15	4.10	7.85	5.95	27.75	21.95
Great Falls..... Mont.		8.10		4.65		8.10	6.20	28.90	23.10
Havre..... Mont.		8.10	5.35	4.95	3.30	8.45	6.40	30.05	23.75
Helena..... Mont.		6.70	4.50	3.50	2.35	9.60	7.30	33.50	27.20
Kansas City..... Mo.		15.35		13.35		9.85	7.50	34.65	27.75
Klamath Falls..... Ore.	1.90	2.95	2.00	6.40	4.30	10.40	7.95	37.00	29.50
Livingston..... Mont.		7.85	5.25	4.65	3.10	11.30	8.60	40.45	31.80
Los Angeles..... Calif.		9.60	6.40	13.05	8.70	12.20	9.25	42.75	34.10
Louisville..... Ky.		20.25		17.35		12.75	9.70	45.05	35.85
Lyle..... Wash.	*20			2.95	2.00	13.05	9.90	46.20	36.45
Medford..... Ore.		2.95	2.00	6.40	4.30	13.35	10.15	47.40	37.60
Minneapolis..... Minn.		15.35	10.25	12.75	8.50	13.60	10.35	48.55	38.15
Missoula..... Mont.		5.80	3.85	2.95	2.00	14.75	11.25	52.00	41.60
New Orleans..... La.		21.95		20.25		15.35	11.70	54.30	43.35
New York..... N. Y.		25.15		22.30		17.35	13.20	61.25	48.55
Oakland..... Calif.		6.40	4.30	9.85	6.60	18.25	13.90	64.70	51.45
Omaha..... Neb.		15.35		12.75		18.85	14.30	65.85	52.60
Pasco..... Wash.	*35	2.95	2.00	2.35	1.55	20.95	15.00	69.30	55.45
Philadelphia..... Pa.		24.30		21.70		20.25	15.40	71.65	56.60
Pittsburgh..... Pa.		21.70		18.85		21.70	16.50	76.25	60.70
Portland..... Ore.				3.50	2.35				
Roseburg..... Ore.		2.65	1.80	5.25	3.55	21.95	16.75	77.40	61.85
St. Louis..... Mo.		17.35		14.75		22.30	16.95	78.55	62.40
St. Paul..... Minn.		15.35	10.25	12.75	8.50	24.30	18.50	85.50	68.15
Sacramento..... Calif.		6.15	4.10	9.60	6.40	25.15	19.15	88.95	70.50
San Antonio..... Texas		20.00	13.35						
San Francisco..... Calif.		6.40	4.30	9.85	6.60				
Seaside..... Ore.	*30			3.50	2.35				
Seattle..... Wash.	1.20	2.95	2.00						
Spokane..... Wash.	*50	3.50	2.35						
Stevenson..... Wash.	*20			2.95	2.00				
Tacoma..... Wash.	.90	2.95	2.00	3.50	2.35				
Vancouver..... Wash.	*15			3.50	2.35				
Washington..... D. C.		24.30		21.70					
Wishram..... Wash.	*25			2.95	2.00				

* Reserved Seat Coach fares on day trains.

The charge for upper berths in Tourist cars is approximately 75% of the charge made for lower Tourist berth.

① Applies for 2 or more passengers. When occupied by one passenger drawing room rate is 2 1/2 times Standard lower berth rate and compartment is two times Standard lower berth rates.

Rate for section when lower berth only is occupied will be quoted by ticket agents.

When both lower and upper berths are used, combination of fares will apply.

Through cars not operated in all trains; fare applies for continuous trip via direct connections. A compartment is a private room with lower and upper berths and toilet; a drawing room has a divan berth in addition. Occupancy of a drawing room requires 1 1/4 adult rail tickets, or their equivalent; requirement for compartment, one such ticket between S. P. & S.-N. P.-G. N. and connections. 1 1/2 between certain other lines; requirement for section, one such ticket.

BAGGAGE IN SLEEPING CARS.—Hand baggage in sleeping cars is restricted to what may conveniently be placed in berth or at seat occupied by passengers. All baggage should be marked with name and permanent address of owner.

GENERAL OFFICES

EXECUTIVE, TRAFFIC AND PURCHASING DEPARTMENTS
American Bank Building
621 S. W. Morrison Street

ACCOUNTING AND OPERATING DEPARTMENTS

N. W. Eleventh Avenue and N. W. Hoyt Streets
PORTLAND, OREGON

- F. J. GAVIN..... President..... St. Paul, Minn.
C. E. DENNEY..... Vice-President..... St. Paul, Minn.
T. F. DIXON..... Vice-President and General Manager, Portland 7, Oregon
ROBT. CROSBIE..... Comptroller..... Portland 7, Oregon
A. J. WITCHEL..... Secretary and Chief Engineer..... Portland 7, Oregon
T. L. PADDEN..... Treasurer..... Portland 7, Oregon
G. R. WILLIAMS..... Purchasing Agent..... Portland 7, Oregon
E. H. SHOWALTER..... Superintendent..... Portland 7, Oregon
J. C. MOORE..... General Freight and Passenger Agent Portland 7, Oregon
EDWARD BRITTON..... Assistant General Freight Agent..... Portland 7, Oregon
H. W. SHIELDS..... Assistant General Passenger Agent..... Portland 7, Oregon
GEO. F. EHLEN..... Asst. to the Gen. Frt. & Pass. Agt. Portland 7, Oregon
KENNETH C. MILLER..... Industrial, Agricultural and Livestock Agent..... Portland 7, Oregon

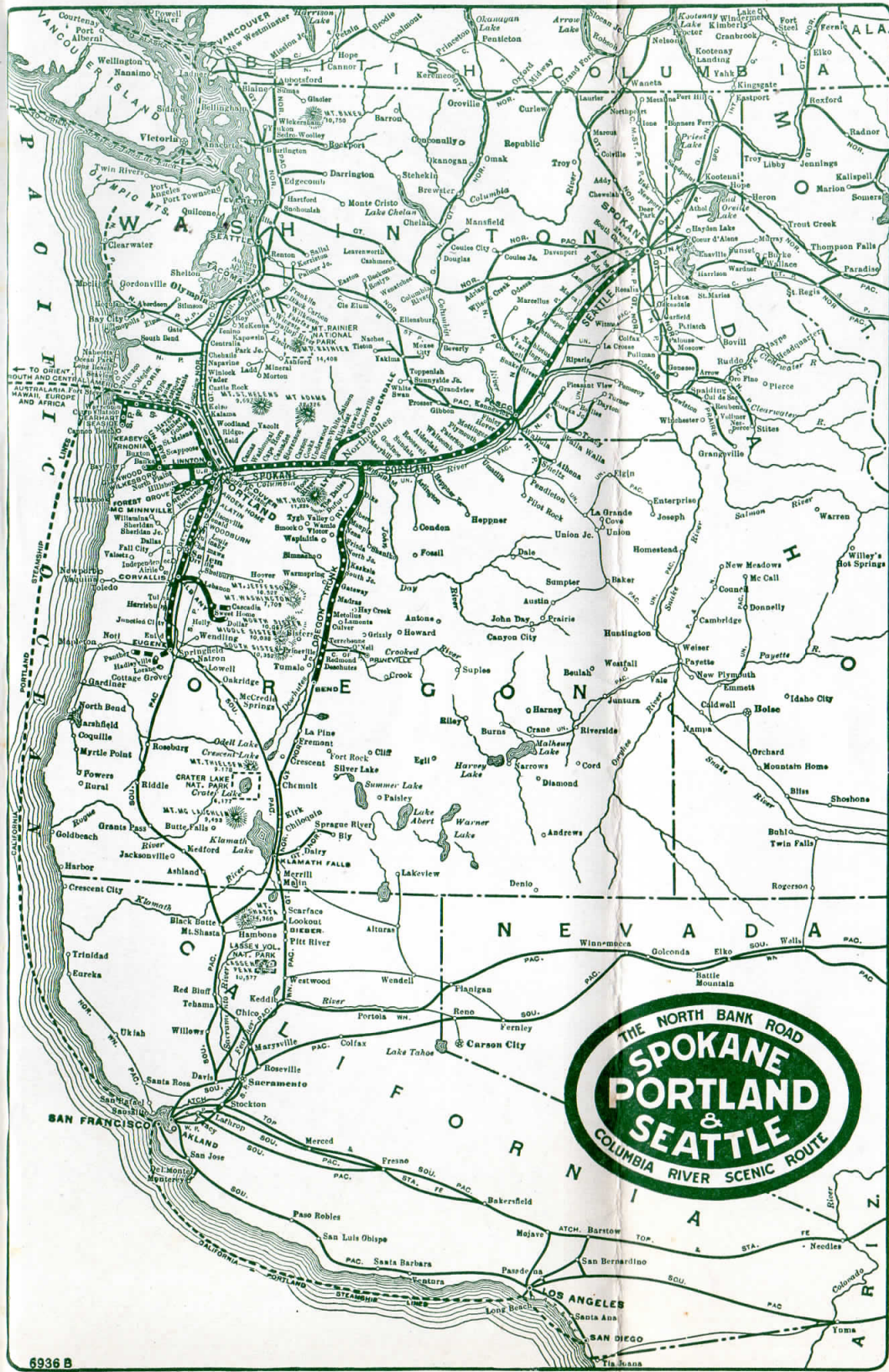
J. C. DARIES..... Right of Way and Tax Agent..... Portland 7, Oregon

- #### Representatives
- ALBANY, ORE..... E. V. GRAHAM (Phone M. 291)..... Agt., O. E. Ry. Sta.
ASTORIA, ORE..... R. C. BAKER..... Agt., O. E. Ry. Sta.
20th and Commercial (Phone 113)
M. O. GARDNER, City Passenger and Ticket Agent
BEND, ORE..... R. P. JEFFREY (Phone 454)..... Agent, Union Station
L. A. DUSENBERRY, Ticket Agent, Union Station
EUGENE, ORE..... B. P. GILBERT (Phone 438)..... Trav. Frt. & Pass. Agt.
S. A. SEXSMITH (Phone 140)..... Agt., O. E. Ry. Sta.
E. B. NELSON..... Traveling Freight Agent
HILLSBORO, ORE..... L. SHERMAN (Phone M. 541)..... Agt., O. E. Ry. Sta.
JUNCTION CITY, ORE..... L. W. MALLORY (Phone M. 382)..... Agt., O. E. Ry. Sta.
LOS ANGELES 14, CALIF.....

- Great Northern Railway, 919 Associated Realty Bldg., Phone Vandike 1201.
W. E. MCCORMICK..... General Agent
S. L. WILLIAMS..... City Passenger Agent
H. D. HANSCOM..... Trav. Freight & Pass. Agent
Northern Pacific Railway, 401 Associated Realty Bldg., Phone Trinity 2322.
J. C. SPACKLIN..... General Agent
J. E. BEATTY..... City Freight & Pass. Agent
J. A. MURPHY..... Traveling Freight & Passenger Agent
OAKLAND 12, CAL..... G. R. LALLY, Gen. Agent, Gt. Nor. Ry., 611 Central Bank Building, Phone Templebar 7672-73.
D. F. WALKER, Gen. Agt., Nor. Pac. Ry., 815 Central Bank Building, Phone Glencourt 8717.
PORTLAND, ORE..... A. F. LEE..... General Agent
Consolidated Ticket Office, S. W. Broadway and Morrison St. Telephone BRy. 5631.
J. L. MILLER, Ticket Agent, Union Station, Foot of N. W. 6th Avenue, Telephone Broadway 3421.
R. E. HENDERSHOT..... General Agent
R. A. LAWRENCE..... Trav. Freight and Pass. Agent
J. T. HARDY..... City Freight Agent
W. Z. MYERS..... City Freight Agent
C. J. LIVINGSTON..... District Passenger Agent
BEN E. LARKIN..... Traffic Representative
P. H. BRINGMANN, Local Freight Agent, N. W. 11th and Hoyt, Phone ATwater 9111.

- REDMOND, ORE..... G. W. SEXSMITH (Phone 13)..... Agt., Union Station
SACRAMENTO, CAL..... H. D. DAY, Gen. Agt., Gt. Nor. Ry., 223 Forum Bldg.
ST. HELENS, ORE..... M. RUTHERFORD (Phone 58) Agt., S. P. & S. Station
SALEM, ORE..... J. CONDRA (Phone 4763)..... O. E. Ry. Freight Depot
SAN FRANCISCO 5, CAL.....
Northern Pacific Railway, 657 Market St. (Palace Hotel), Phone Sutter 1078.
DANIEL TINNEY..... General Agent
H. E. PETERSEN..... Assistant General Agent
W. CEDERBERG..... Trav. Freight and Pass. Agt.
I. T. ORCHARD..... City Ticket Agent
C. H. GAARDSMOE..... Trav. Freight and Pass. Agent
B. L. YOUNGLOVE..... Trav. Freight Agent
Great Northern Railway, 679 Market Street, Phone Sutter 6051-52.
A. L. SCOTT..... General Agent, Passenger Dept.
F. E. HOWELL..... Traveling Passenger Agent
757-59 Monadnock Bldg. Phone Yukon 1246-7-8.
G. F. HARDY..... General Freight Agent
G. A. SORRELL..... General Agent, Freight Dept.
C. O. BUTLER (Phone 45), Agent, S. P. & S. Ry. Sta.
J. C. WRIGHT, General Agent, 925 Old National Bank Building, Phone Main 4238.
R. C. MURPHY, General Agent, Passenger Dept.
Davenport Hotel, Phone Main 5141.
E. F. BAIRD, City Passenger and Ticket Agent, Sprague Ave. and Wall St. Phone Main 5321.
H. W. GREEN..... Ticket Agent, Gt. Nor. Ry. Sta.
H. M. LAMBERT, Agent (Phone 2881), S. P. & S. Ry. Sta.
R. I. THOMPSON (Phone 735)..... Passenger Station

- #### PASSENGER STATIONS
- PORTLAND, ORE..... S. P. & S. Ry., Union Station, Foot of Sixth Avenue.
SPOKANE, WASH..... Great Northern Station, Trains Nos. 1 and 2.
Northern Pacific Station, Nor. Pac. trains Nos. 5 and 4, connecting at Pasco with S. P. & S. trains Nos. 3 and 4.



THE DAY TRIP

Between
PORTLAND AND SPOKANE
on the
COLUMBIA RIVER EXPRESS

Between Portland and Pasco, via S. P. & S. Ry., and directly connecting trains between Pasco and Spokane via Northern Pacific Ry., with similar service.


AIR-CONDITIONED RESERVED SEAT COACHES WITH CAFE SERVICE

This is the day train service between these important cities through a fascinating country.




Reserved Seats

Reserved seats (50c) are of the latest individual, adjustable type, and passengers may enjoy many club features, including observation section, magazines, card table, writing desk, etc., with the dining room for sixteen guests, offering a generous range of menu at moderate prices.



Dining Room

Mt. Hood and others of the Cascade Range, the great Bonneville dam, two crossings of the Columbia river with 220 miles along its north bank, with forests, waterfalls, etc.



Observation Section

Schedules and equipment of these trains and of the night limited trains are shown on page 8, and fares on page 10.