

### STAGE AND BOAT CONNECTIONS

To points in Oregon and Washington reached from stations on the Spokane, Portland and Seattle Ry. east of Portland and on Oregon Trunk Ry.

Destination	From	Conveyance	Days	Time	Fare	Free Baggage Lbs.
<b>Oregon:</b>						
*Arlington	Roosevelt	Ferry	Daily	Frequent	\$0.25	Hand
Ashwood	Madras	Stage	Ex. Sun.	7:00 AM	.50	Hand
Burns	Bend	Stage	Daily	8:00 AM	3.50	100
Chiloquin	Bend	Train	Daily	7:50 AM	2.53	150
Crescent	Bend	Train	Daily	1:45 PM	3.10	100
Criterion	Maupin	Stage	Daily	7:50 AM	1.10	150
		Stage	Daily	1:45 PM	1.45	100
		Stage	Tu., Fri.	9:30 AM	1.00	Hand
		Stage	Daily	10:15 AM	.35	100
		Stage	Daily	6:15 PM		
Fife	Prineville	Stage	Mo., Th.	9:00 AM	3.00	Hand
Ft. Klamath	Bend	Stage	Daily	1:45 PM	2.75	100
Fort Rock	Bend	Stage	Daily	1:45 PM	2.00	100
Geneva	Culver	Spl. Auto.			7.00	
Grandview	Culver	Spl. Auto.			5.00	
Grizzly	Madras	Stage	Ex. Sun.	8:00 AM		
Hay Creek	Madras	Stage	Ex. Sun.	8:00 AM		
Hood River	Bingen-Wh Sal	Stage	Daily	11:50 AM		
		Stage	Daily	1:50 PM	.35	
Klamath Falls	Bend	Train	Daily	7:50 AM	3.17	150
		Stage	Daily	1:45 PM	3.60	100
Lakeview	Bend	Stage	Daily	1:45 PM	5.00	100
Lamonts	Culver	Spl. Auto.			4.00	
La Pine	Bend	Train	Daily	7:50 AM	.69	150
		Stage	Daily	1:45 PM	.90	100
Millican	Bend	Stage	Daily	8:00 AM	.75	100
Mitchell	Prineville	Stage	Ex. Sun.	9:00 AM	2.50	Hand
Paisley	Bend	Stage	Daily	1:45 PM	3.50	100
Paulina	Prineville	Stage	Ex. Sun.	9:00 AM	3.00	Hand
Post	Prineville	Stage	Ex. Sun.	9:00 AM	2.00	25
Prineville	Redmond	Stage	Daily	8:35 AM		
	PrinevilleJet	Train	Daily	6:20 AM		
		Train	Daily	12:35 PM		
Riley	Bend	Stage	Daily	8:00 AM	3.25	100
Silver Lake	Bend	Stage	Daily	1:45 PM	2.50	100
Sisters	Redmond	Auto	Ex. Sun.	8:30 AM	2.00	
Summer Lake	Bend	Stage	Daily	1:45 PM	3.50	100
*The Dalles	Northdalles	Ferry	Meets all	Trains	.25	50
Tygh Valley	Maupin	Stage	Daily	8:15 PM	.30	100
Umatilla	Plymouth	Ferry	Daily (Day & Night)		.50	Hand
Wapinita	Maupin	Stage	Daily	10:10 AM	.35	100
Warm Springs	Gateway	Stage	Ex. Sun.	8:00 AM	1.50	Hand
<b>Washington:</b>						
Appleton	Lyle	Stage	Ex. Sun.	7:00 AM	1.50	Hand
Battle Ground	Vancouver	Stage	Daily	Frequent	.75	Hand
Bickleton	Roosevelt	Stage	Ex. Sun.	1:05 PM	3.00	Hand
Brush Prairie	Vancouver	Stage	Daily	Frequent	.50	Hand
Cheney	So. Cheney	Spl. Auto.				
Chenoweth	Underwood	Stage	Ex. Sun.	12:15 PM	.75	Hand
		Auto on ca ll.			2.50	Hand
Gilmer	Bingen-Wh Sal	Stage	Ex. Sun.	1:00 PM	1.00	Hand
Glenwood	Bingen-Wh Sal	Stage	Ex. Sun.	1:00 PM	1.50	Hand
Goldendale	Maryhill	Stage	Daily	12:15 PM		
		Stage	Daily	3:05 PM	.50	Hand
Govern't Spgs.	Carson	Spl. Auto				
Guler	Bingen-Wh Sal	Stage	Ex. Sun.	1:00 PM	1.50	Hand
Hanford	Kennewick	Stage	Daily	7:30 AM	2.50	Hand
Hartland	Lyle	Stage	Tu., Th, Sat	1:30 PM	1.00	Hand
Husum	Bingen W Sal	Stage	Ex. Sun.	1:00 PM	.50	Hand
La Center	Vancouver	Stage	Daily	See Note 1	.50	Hand
Laurel	Bingen-Wh Sal	Stage	Ex. Sun.	1:00 PM	1.00	Hand
Liberty Bond	Lyle	Stage	Ex. Sun.	7:00 AM	2.00	Hand
		Stage	Daily	AM PM		
Longview	Rainier	Stage	Daily	8:20 2:20	.30	50
		Stage	Daily	10:20 4:20		
		Stage	Daily	12:20 6:20		
		Stage	Daily	8:20		
Orchards	Vancouver	Stage	Daily	Frequent	.25	Hand
Richland	Kennewick	Stage	Daily	8:00 AM	.75	Hand
St. Martin's Spg.	Carson	Auto	Daily	All trains	.50	Hand
Snowden	Bingen-Wh Sal	Stage	Ex. Sun.	7:30 AM	1.50	Hand
The Cedars	Underwood	Auto on ca ll.			4.00	Hand
Trout Lake	Underwood	Auto on ca ll.			6.50	Hand
Trout Lake	Bingen-Wh Sal	Stage	Ex. Sun.	1:00 PM	1.50	Hand
White Bluffs	Kennewick	Stage	Ex. Sun.	8:00 AM	3.00	Hand
White Salmon	Bingen-Wh Sal	Auto	(Daily by a ppoint.)		.35	Hand
Yacolt	Vancouver	Stage	Daily		1.50	Hand

Note 1—12:35, hourly 7:40 A. M. to 4:40 P. M. incl. 6:40, 9:35 P. M.  
 \* Suspends only in case of heavy ice in river.  
 † 7:30 a. m. to 7:15 p. m. ‡ 7:30 a. m. and 4:30 p. m. Ex. Sun.—Except Sundays.  
 x Stage driver may be called by passengers from Trains Nos. 1 and 2. Fare \$1.00.  
 The information shown above is prepared from the best data obtainable, but it is subject to change without notice and neither service nor rates are guaranteed.



Spokane, Portland and Seattle Ry.  
 Oregon Trunk Ry.  
 Oregon Electric Ry.  
 United Railways Co.

# TIME TABLES



Columbia River and Mount Hood, 11,225 feet, from Bingen-White Salmon S. P. & S. Ry.

### SPOKANE, PORTLAND AND SEATTLE RAILWAY SYSTEM



#### TRAIN SERVICE—BETWEEN PORTLAND, SPOKANE AND THE EAST

##### VIA NORTHERN PACIFIC RY.

Eastbound, Read Down				Westbound, Read Up			
Daily No. 4	Daily No. 2	One Day Example	Miles	Daily No. 1	Daily No. 1	Daily No. 3	Miles
8.25	9.30	Su.	0	Lv. Portland, Union Station Ar.	7.35	7.35	7.00
11.55	12.17	Mo.	106	Ar. Wishram	4.35	4.35	3.20
3.20	3.10	"	231	Ar. Pasco	1.40	1.40	12.01
	7.00	"	380	Ar. Spokane, G. N. Station Lv.	9.45	9.45	8.00
7.35	"	"	378	Ar. Spokane, N. P. Station Lv.			
<b>Northern Pacific Ry.</b>				<b>No. 1 No. 3</b>			
9.30	7.30	Mo.	378	Lv. Spokane (N. P. Station) Ar.	9.30	6.25	
11.48	9.05	"	446	Ar. Sand Point	7.48	4.12	
7.00	3.05	"	687	" Missoula	3.45	11.20	
11.15	6.35	"	759	" Helena	12.10	7.10	
10.05	6.00	"	761	" Butte	12.55	7.35	
2.43	8.54	"	857	" Bozeman	9.50	4.00	
3.45	9.50	"	883	" Livingston	8.50	3.00	
x11.00	x11.00	Tu.	937	Ar. Gardiner (Yel. Nat'l Pk.) Lv.	x 7.15	x 7.15	
6.50	12.15	Tu.	998	Ar. Billings	5.55	11.20	
10.51	3.45	"	1137	" Miles City	2.17	7.12	
12.55	5.34	"	1216	" Glendive	12.24	6.04	
12.25	8.12	"	1330	" Dickinson	9.46	1.51	
5.33	12.03	"	1445	" Bismarck	7.50	11.13	
8.35	2.07	"	1539	" Jamestown	6.20	8.13	
11.35	4.20	"	1630	" Fargo	2.50	5.25	
z8.24	z11.18	Tu.	1886	Ar. Superior	z7.50	z7.42	
z8.40	z11.30	"	1890	" Duluth	z8.05	z7.30	
7.10	10.10	Tu.	1880	Ar. Minneapolis (Hennepin Ave. Sta.) Lv.	9.10	10.15	
7.45	10.45	"	1890	Ar. St. Paul (Union Station) Lv.	8.35	9.30	
<b>Burlington Route</b>				<b>No. 51 No. 45</b>			
9.00	11.00	Tu.	1890	Lv. St. Paul (Union Station) Ar.	8.20	9.15	
7.05	8.50	We.	z321	Ar. Chicago (Union Station) Lv.	10.30	11.00	
<b>Burlington Route</b>				<b>No. 43 No. 41</b>			
6.55	7.30	Tu.	998	Lv. Billings	5.40	7.00	
6.30	7.15	We.	1111	Ar. Denver	11.45	9.30	
8.15	8.10	We.	1894	Ar. Omaha	11.35	4.25	
7.15	1.35	"	2049	" Kansas City	8.35	10.30	
5.45	7.12	Th.	2311	Ar. St. Louis (via Hannibal) Lv.	7.50	11.45	

During Summer. z Motor

**EQUIPMENT**  
**EASTBOUND**  
 No. 2. North Coast Limited.—Observation club car\* with barber, valet, bath, fountain, library, radio, etc., and dining service\*, standard 10-section 1 compartment, 1 drawing room sleeping car Portland to Chicago via Pasco, and latest type tourist sleeping car Portland to Spokane via Pasco, Spokane to Chicago. Observation club car\*. Standard and latest type tourist sleeping car and coaches Portland to Pasco and Spokane. Coaches Pasco and Spokane to Chicago. Standard sleeping car, Spokane to Kansas City. Coach and dining service Billings to Kansas City.  
 \*Air conditioned.  
 No. 4-4. Columbia River Express—Alaskan, Reserved Seat Coach (Individual Chairs) and Coaches Portland to Spokane; standard sleeping car and cafe dining service and coaches Spokane to St. Paul.  
**WESTBOUND**  
 No. 1. North Coast Limited.—Observation club car\* with barber, valet, bath, fountain, library, radio, etc., and dining service\*, standard 10-section 1 compartment, 1 drawing room sleeping car Chicago to Portland via Pasco, and latest type tourist sleeping car Chicago to Spokane, Spokane to Portland, via Pasco. Coaches Chicago to Spokane and Pasco. Observation club car\*. Standard and latest type tourist sleeping car and coaches Spokane to Pasco and Portland. Standard sleeping car Kansas City to Spokane (No. 3 Billings to Butte); Denver to Billings. Coaches Kansas City to Billings. Dining car Lincoln to Billings.  
 \*Air conditioned.  
 No. 3-1. Alaskan—North Coast Limited.—Observation club car\* with barber, valet, bath, fountain, library, radio, etc., standard 12-section, 1 drawing room and latest type tourist sleeping cars and coaches Spokane to Portland. Cafe car and coaches, St. Paul to Spokane. Standard sleeping cars St. Paul to Spokane, Kansas City to Butte (No. 1 Butte to Spokane).

#### AIR CONDITIONED OBSERVATION AND DINING CARS BETWEEN PORTLAND, ST. PAUL AND CHICAGO

Light face figures denote A. M. time. Dark face figures denote P. M. time. Ar. Arrive. Lv. Leave.

##### VIA GREAT NORTHERN RY.

Eastbound, Read Down				Westbound, Read Up				
Daily No. 4	Daily No. 2	Daily No. 2	One Day Example	Miles	Daily No. 1	Daily No. 1	Daily No. 3	
8.25	9.30	9.30	Su.	0	Lv. Portland, Union Station Ar.	7.35	7.35	7.00
11.55	12.17	12.17	Mo.	106	Ar. Wishram	4.35	4.35	3.20
3.20	3.10	3.10	"	231	Ar. Pasco	1.40	1.40	12.01
7.35	"	"	"	378	Ar. Spokane, N. P. Station Lv.			8.00
	7.00	7.00	"	380	Ar. Spokane, G. N. Station Lv.	9.45	9.45	
<b>Great Northern Ry.</b>				<b>No. 1 No. 27</b>				
	12.01	7.45	Mo.	380	Lv. Spokane, G. N. Station Ar.	9.30	7.50	
	2.30	"	"	455	Ar. Sand Point		5.35	
	3.28	"	"	488	" Bonner's Ferry		4.45	
	10.55	4.45	"	676	" Kalispell		2.15	11.40
	10.55	4.45	"	678	" Belton		x 2.30	x 11.54
	1.08	6.53	"	734	" Glacier Park		x 12.40	x 10.02
	3.15	8.45	"	806	Lv. Shelby		10.35	7.58
		11.55	"	905	Ar. Great Falls		7.00	
		7.25	Tu.	1128	Ar. Billings		10.00	
	6.30	11.15	Mo.	910	Ar. Havre		8.00	4.50
		2.50	Tu.	1064	" Glasgow		4.25	
		10.10	"	1340	" Minot		10.50	
		8.15	"	1548	" Grand Forks		5.25	
		3.55	"	1573	" Fargo		3.20	
		7.25	We.	1838	Ar. Superior		8.30	
		7.40	"	1843	" Duluth		8.15	
		10.00	Tu.	1804	Ar. Minneapolis (Henn. Ave. Sta.) Lv.		9.25	
		10.30	"	1814	Ar. St. Paul (Union Station) Lv.		8.50	
<b>Burlington Route</b>				<b>No. 49 No. 45</b>				
	9.00	10.45	Tu.	1814	Lv. St. Paul (Union Station) Ar.	8.35	9.15	
	7.05	8.45	We.	2245	Ar. Chicago (Union Station) Lv.	10.45	11.00	
<b>Burlington Route</b>				<b>No. 41</b>				
		7.30	Tu.	1128	Lv. Billings		7.00	
		7.15	We.	1855	Ar. Denver		9.30	
		8.10	We.	2038	Ar. Omaha		4.25	
		1.35	"	2193	" Kansas City		10.30	
		7.12	Th.	2455	Ar. St. Louis		11.45	

xStops June 15 to Sept. 15.

**EQUIPMENT**  
**EASTBOUND**  
 No. 2. Empire Builder.—Observation club car\* with barber, valet, bath, library, fountain, radio, etc., and dining service\*, standard 8-section, 2-compartment 1 drawing room sleeping car Portland to Chicago, and latest type tourist sleeping car Portland to Spokane, Spokane to Chicago.  
 Coaches, Portland to Spokane, Spokane to Chicago. Standard sleeping cars, Shelby to Denver via Alliance, and coaches Shelby to Billings and Billings to Kansas City. Standard sleeping car Billings to Kansas City; Dining car service Billings to Kansas City.  
 No. 2-28. Observation club car\* with barber, valet, bath, library, fountain,



SPOKANE, PORTLAND AND SEATTLE RAILWAY SYSTEM OREGON TRUNK RY.

PORTLAND - WISHRAM - PASCO - SPOKANE

Table with columns for Eastbound, Read Down and Westbound, Read Up. Includes train numbers, times, and station names like Portland, Wishram, Pasco, and Spokane.

For equipment, Trains 1, 2, 3 and 4 see pages 1 and 2.

LOCAL STOPS ON TRAINS NOS. 1 AND 2

Under advance arrangements with agents Train No. 2 will stop at any station west of Pasco to receive passengers for Spokane, and at any station for passengers to points east of Spokane.

References: t Telegraph station. f Stops on signal. g No. 2 stops on signal to pick up passengers for east of Wishram and No. 1 to discharge passengers from east of Wishram.

for revenue passengers from Portland and Vancouver. †Stops to receive revenue passengers for Portland and Vancouver. ‡Stops 20 minutes for Luncheon.

EQUIPMENT—Nos. 2-102 and 103-1, Standard sleeping cars leave Portland Mon. Wed. and Fri. for Bend, and leave Bend Tues. Thur. and Sat. for Portland.

BAGGAGE IN SLEEPING CARS.—Hand baggage in sleeping cars is restricted to what may conveniently be placed in berth or seat occupied by passengers.

PORTLAND - REDMOND - BEND

Table with columns for Read Down and Read Up. Includes train numbers, times, and station names like Portland, Redmond, Bend, and Wishram.

CONNECTIONS AT BEND FOR KLAMATH FALLS G. N. Mixed Train Service operated on irregular schedules between Bend, La Pine and Klamath Falls.

LYLE - KLICKITAT - GOLDDALE

Table with columns for No. 220 Daily ex. Sun., Miles, S. P. & S. Ry., Ele-va-tion, and No. 221 Daily Ex. Sat.

MEALS—Luncheon stops are made at Pasco by No. 3 and Wishram by No. 4. Nos. 1 and 2, light buffet lunch in club cars.



SPOKANE, PORTLAND AND SEATTLE RAILWAY SYSTEM

PORTLAND - ST. HELENS RAINIER - ASTORIA - CLATSOP BEACH

Table with columns for Westbound, Read Down and Eastbound, Read Up. Includes train numbers, times, and station names like Portland, St. Helens, Rainier, Astoria, Clatsop Beach, and Seaside.

t Stops on signal. Ar. Arrive. Lv. Leave. t Telegraph office. k Stops on signal to discharge passengers from Portland and Rainier. m Stops on signal for passengers to Astoria and east thereof.

TRAIN EQUIPMENT

Nos. 21 and 24 carry observation-parlor-cafe cars, coaches and smoking cars between Portland, Astoria and Seaside.

Nos. 23 and 22 carry coaches and smoking cars daily, and observation-parlor-cafe cars on No. 23 Fridays, Saturdays and Sundays, and No. 22 Saturdays, Thursdays and Mondays.

Cafe dining service in observation cars on Nos. 21, 22, 23, 24 shown above.

Parlor car seat fare, 50c between Portland and Astoria, Gearhart and Seaside.

LOWER COLUMBIA RIVER STAGES

Superior motor stage service is maintained along the wonderful, scenic Lower Columbia River Highway by the S. P. & S. Transportation Co. between Portland St. Helens, Rainier, Astoria, Gearhart and Seaside.

OREGON ELECTRIC RY. PORTLAND - SALEM - ALBANY - EUGENE

Table with columns for Read Down and Read Up. Includes train numbers, times, and station names like Portland, Salem, Albany, Eugene, and Junction City.

t Telegraph office.

GREAT NORTHERN RY. BEND, KLAMATH FALLS, BIEBER

Table with columns for M., Gt. Northern Ry., and times. Includes station names like Bend, Lava Jct., La Pine, Fremont, Crescent, Chemult, Chiloquin, Algoma, Klamath Falls, Merrill, Malin, Scarface, Lookout, and Bieber.

t Telegraph Station.

UNITED RAILWAYS PORTLAND - NORTH PLAINS - VERNONIA

Table with columns for Read Down and Read Up. Includes train numbers, times, and station names like Portland, North Plains, Vernonia, and Linnton.

t Telegraph Station.



The Premier All-Year OCEAN RESORT



PACIFIC OCEAN SEASIDE & GEARHART

While thousands of people go to this ocean resort during the Summer, those who know it best find rare rest, recreation and pleasure at it during the Fall, Winter and Spring.

REDUCED ROUND-TRIP FARES

From Portland Gearhart \$4.65, Seaside \$4.75; Limit 10 days. Gearhart \$5.80, Seaside \$5.90; limit 6 months.

Descriptive folders, full information, etc., on request to R. H. CROZIER, General Passenger Agent, S. P. & S. Ry. Portland, Oregon



SPOKANE, PORTLAND AND SEATTLE RAILWAY SYSTEM CONNECTIONS AT PORTLAND

SPOKANE, PORTLAND and SEATTLE TRANSPORTATION COMPANY

Table with columns for Read Down, MOTOR STAGES, and Read Up. Lists train routes and times between Spokane, Portland, and Seattle.

Additional stages leave Portland at 10:15 A.M., 1:45 P.M., 6:15 P.M., 11:00 P.M. daily, arriving St. Helens 11:20 A.M., 2:50 P.M., 7:20 P.M. and 12:05 A.M. Also leave St. Helens 7:30 A.M., 9:00 A.M., 2:00 P.M. and 6:35 P.M. daily, arriving Portland 8:35 A.M., 10:05 A.M., 3:05 P.M., 7:40 P.M.

PORTLAND - PUGET SOUND - BRITISH COLUMBIA

Table for Northern Pacific Ry. - Great Northern Ry. - Union Pacific System. Columns for Northbound-Read Down and Southbound-Read Up. Lists routes to Vancouver, B.C., Seattle, Tacoma, etc.

BETTER HOUSING!

The United States Government, through the Federal Housing Administration, has made available methods by which owners of homes, stores, factories, warehouses, farm buildings, etc., may secure private credit through approved local banks, building and loan associations, etc., for use in repairing, altering and improving their properties.

The Federal Housing Administration has issued a twenty-four page illustrated pamphlet giving details of the plan, explaining the amounts of loans and the long-time repayments, suggesting benefits to be gained by making repairs, improvements, etc., now.

Copies may be had at banks, building and loan associations and similar financial institutions.



SOUTHERN PACIFIC COMPANY

Table for Southern Pacific Company. Columns for Southbound, Read Down and Northbound, Read Up. Lists routes to Eugene, Marshfield, Cottage Grove, Roseburg, Grants Pass, Medford, Ashland, Klamath Falls, Sacramento, Oakland (Pier), San Francisco, Los Angeles.

EQUIPMENT ON TRAINS

Trains 5 and 6 (Klamath)—10 section observation sleeping car, 10 section, 1 drawing room, 2 compartment sleeping car, tourist sleeping car, dining car and coach between Portland and San Francisco. Trains 7 and 8 (Shasta)—Cafe lounge car (Portland and Dunsuir), 10 section, 1 drawing room, 2 compartment sleeping car, tourist sleeping car and coaches between Portland and San Francisco.

SAN FRANCISCO-LOS ANGELES-COAST LINE

Table for San Francisco-Los Angeles-Coast Line. Columns for Daily Trains. Lists routes to San Francisco, San Jose, Del Monte, Paso Robles, San Luis Obispo, Santa Barbara, Los Angeles.

SAN FRANCISCO-LOS ANGELES-VALLEY LINE

Table for San Francisco-Los Angeles-Valley Line. Columns for Daily Trains. Lists routes to San Francisco, Oakland Pier, Sacramento, Fresno, Bakersfield, Los Angeles.

UNION PACIFIC SYSTEM

Table for Union Pacific System. Columns for Read Down and Read Up. Lists routes to Ogden, Salt Lake, Cheyenne, Denver, Kansas City, Omaha.




SPOKANE, PORTLAND AND SEATTLE RAILWAY SYSTEM CONNECTIONS AT SPOKANE AND PASCO

Table for Spokane, Portland and Seattle Railway System. Columns for Northern Pac., Great Northern Ry., and Spokane Int'l-Can. Pacific. Lists routes to Portland, Spokane, Spring Valley, Oakesdale, Colville, Palouse, Northport, So. Nelson, B.C., Grand Forks, Lewiston.

Table for Northern Pacific and Northern Pacific West of Pasco. Columns for Northern Pacific East of Pasco and Northern Pacific West of Pasco. Lists routes to Portland, Pasco, Eureka, Walla Walla, Waitsburg, Dayton, Ellensburg.

z Stops to discharge passengers from Portland. \* Daily except Sunday.



CALIFORNIA

Excursion Fares are in effect by the S. P. & S. Ry. every day to San Francisco, Los Angeles, San Diego, Santa Barbara, Del Monte, etc.,

with stopovers and liberal limits. Enjoy the delights of visits to Oregon and California.

S. P. & S. trains leave Spokane 8:00 A.M. and 9:45 P.M., and arrive Portland, Union Station, 7:00 P.M. and 7:35 A.M.,

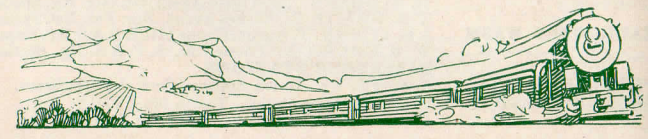
connecting with Southern Pacific trains for California,

Round Trip Fares From Spokane

Table for Round Trip Fares From Spokane. Columns for Coach-Tourist and Standard. Lists fares to San Francisco, Los Angeles, Santa Barbara.

AND UPWARDS

Round Trip Fares From Other Stations at Proportionate Figures



DELIGHTFUL TRAIN TRIPS BETWEEN PORTLAND AND SPOKANE

Along the Columbia and Snake Rivers and Through the Heart of the Cascade Range

The day express trains give passengers the pleasure of a rare panorama of plateau, river, mountain and forest scenery, from modern coaches or reserved seat coaches with individual chairs, wide windows and observation platforms which add greatly to the pleasure of the trip; seat fare fifty cents.

The night limited trains furnish every feature for comfort and pleasure in modern travel—observation club cars, with radio, barber, fountain, magazines, lounge chairs, etc., standard and latest type tourist sleeping cars and modern coaches.

Very low train fares are now in effect between Portland and Spokane—in reserved seat coaches, regular coaches and tourist sleeping cars, one way \$7.50, round trip \$13.50, with return limit 10 days and \$14.00 with return limit 25 days; in standard sleeping cars and other equipment, one way \$11.24, round trip \$15.00 with return limit 10 days, and \$18.75 with return limit 6 months.

Berth and reserved seat charges are additional; see page 11.



# SPOKANE, PORTLAND AND SEATTLE RAILWAY SYSTEM

## Sleeping and Parlor Car Fares

For information only. Subject to change without notice.

BETWEEN	AND	Seat	PORTLAND			SPOKANE		
			Lower Berth	Com-part-ment	Drawing Room	Lower Berth	Com-part-ment	Drawing Room
Astoria	Ore.	\$ .50						
Bend	Ore.	\$ 2.50	\$ 1.25	\$ 7.00	\$ 9.00			
Billings	Mont.	7.25	4.00	20.50	26.00	\$ 4.50	\$ 2.50	\$13.00
Bingen-Wa. Salm.	Wash.					2.50	1.25	7.00
Bozeman	Mont.	6.50	3.00	18.50	23.00	3.75	2.00	10.50
Butte	Mont.							
Camas	Wash.	5.75	3.00	16.50	21.00	3.00	1.50	8.50
Chicago	Ill.	15.75	8.25	44.50	56.00	13.25	7.00	37.50
Denver	Colo.	10.50		29.50	37.00	9.75		27.50
Duluth	Minn.	13.25	7.25	37.50	47.00	11.00	5.75	31.00
Eugene	Ore.	.65	2.00	1.25	6.00	7.00	5.00	2.75
Fargo	N. D.	11.75	6.00	33.00	42.00	9.00	4.50	25.50
Gardiner	Mont.	7.00		20.00	25.00	4.25		12.00
Gearhart	Ore.	.50						
Glacier Park	Mont.	5.50	3.00	15.50	20.00	2.75	1.50	8.00
Grants Pass	Ore.	1.50	2.50	1.25	7.00	9.00	5.50	2.75
Great Falls	Mont.							
Havre	Mont.	7.00	3.75	20.00	25.00	4.25	2.25	12.00
Helena	Mont.	5.75	3.00	16.50	21.00	3.00	1.50	8.50
Kansas City	Mo.	13.25		37.50	47.00	11.50		32.50
Klamath Falls	Ore.	1.60	2.50	1.50	7.00	9.00	5.50	3.00
Livingston	Mont.	6.75	3.75	19.00	24.00	4.00	2.25	11.50
Los Angeles	Calif.	8.25	4.25	23.50	29.00	11.25	5.75	32.00
Lyle	Wash.					2.50	1.25	7.00
Medford	Ore.	1.65	2.50	1.50	7.00	9.00	5.50	3.00
Minneapolis	Minn.	13.25	7.25	37.50	47.00	11.00	5.75	31.00
Missoula	Mont.	5.00	2.75	14.00	18.00	2.50	1.25	7.00
New Orleans	La.	19.00	10.00	53.50	67.00	17.50		49.00
Northdallas	Wash.					2.50	1.25	7.00
Oakland	Calif.	5.50	3.00	15.50	20.00	8.50	4.50	24.00
Omaha	Neb.	13.25		37.50	47.00	11.00		31.00
Pasco	Wash.	2.50	1.25	7.00	9.00	2.00	1.25	6.00
Portland	Ore.					3.00	1.50	8.50
Roseburg	Ore.	1.00	2.25	1.25	6.50	8.00	5.25	2.75
St. Louis	Mo.	15.00		42.00	53.00	12.75		36.00
St. Paul	Minn.	13.25	7.25	37.50	47.00	11.00	5.75	31.00
Sacramento	Calif.	5.25	2.75	15.00	19.00	8.25	4.25	23.50
San Antonio	Tex.	17.50	9.00	49.00	62.00			
San Francisco	Calif.	5.50	3.00	15.50	20.00	8.50	4.50	24.00
Seaside	Ore.	.50						
Seattle	Wash.	1.00	2.50	1.25	7.00	9.00		
Spokane	Wash.	3.00	1.50	8.50	11.00			
Stevenson	Wash.	.75	2.50	1.25	7.00	9.00	2.50	1.25
Tacoma	Wash.					3.00	1.50	8.50
Vancouver	Wash.					2.50	1.25	7.00
Wishram	Wash.	2.00	1.25	6.00	7.00			

Through cars not operated in all trains; fare applies for continuous trip via direct connections. The fare for a section is the combined fare of an upper and a lower berth. The fare for an upper berth is 80% of the lower berth fare. Single occupancy of one section is lower berth rate plus 40%. A compartment is a private room with lower and upper berths and toilet; a drawing room has a divan berth in addition. Occupancy of a drawing room requires two adult rail tickets, or their equivalent; requirement for compartment one such ticket between certain points, 1 1/2 between others; requirement for section one such ticket.

## AIR CONDITIONED!

The observation-club cars and dining cars of these famous trains, the North Coast Limited and Empire Builder, between Portland, Spokane, Minneapolis, St. Paul and Chicago, are now air-conditioned—fresh, clean, quiet and restful. Beginning this summer all their equipment, observation-club standard and tourist sleeping cars, dining cars and coaches will be air-conditioned, adding to the comfort and delight of travel on these premier trains.

**GENERAL OFFICES**  
**EXECUTIVE DEPARTMENT**  
 1110 AMERICAN BANK BUILDING  
**FREIGHT AND PASSENGER TRAFFIC DEPARTMENTS**  
 1101 AMERICAN BANK BUILDING  
 S. W. Morrison Street, between Broadway and S. W. Sixth Avenue  
**OPERATING DEPARTMENT**  
 N. W. Eleventh Avenue and N. W. Hoyt Street  
**PORTLAND, OREGON**

**OFFICERS**  
**CHARLES DONNELLY**, President, St. Paul, Minn.  
**W. P. KENNEY**, Vice-President, St. Paul, Minn.  
**W. E. CLOAN**, Assistant to President, Portland, Oregon

**OPERATING DEPARTMENT**  
**W. C. SLOAN**, General Manager, Portland, Oregon  
**R. H. LABERTEW**, Superintendent, Portland, Oregon  
**A. J. WITCHEL**, Assistant Superintendent, Portland, Oregon

**PASSENGER AND FREIGHT TRAFFIC DEPARTMENTS**  
**R. H. CROZIER**, General Passenger Agent, Portland, Oregon  
**G. L. WILLIAMS**, Assistant to General Passenger Agent, Portland, Oregon  
**R. W. PICKARD**, General Freight Agent, Portland, Oregon  
**J. M. BALLINGALL**, Assistant to General Freight Agent, Portland, Oregon  
**KENNETH C. MILLER**, Agricultural and Livestock Agent, Portland, Oregon

**Representatives**  
**ALBANY, ORE.**..... H. C. REEVES (Phone M. 291), Agent, O. E. Ry. Sta.  
**ASTORIA, ORE.**..... J. C. WRIGHT, General Agent  
 Telephone 113, S. P. & S. Ry. Station, 20th and Commercial Sts.

**BEND, ORE.**..... H. M. LABERTEW (Phone 454).... Agent, Union Station  
 G. C. PENDERGAST, Trav. Freight and Pass. Agent

**EUGENE, ORE.**..... S. A. SEXSMITH (Phone 140).... Agent, O. E. Ry. Sta.  
**HILLSBORO, ORE.**..... L. SHERMAN (Phone M. 541).... Agt., O. E. Ry. Sta.  
**JUNCTION CITY, ORE.**..... L. W. MALLORY (Phone M. 382).... Agt., O. E. Ry. Sta.  
**LOS ANGELES, CALIF.**

Great Northern Railway, 605 Central Bldg. Phone Vandike 8421.  
 W. E. McCORMICK, General Agent  
 S. L. WILLIAMS, City Passenger Agent  
 H. D. DAY, Trav. Freight and Pass. Agent  
 Northern Pacific Railway, 510 Central Bldg. Phone Trinity 2322.  
 J. C. SPRACKLIN, General Agent  
 City Freight & Pass. Agent

**PORTLAND, ORE.**..... J. E. BEATY, Traveling Passenger Agent  
 F. J. McSHATKO, City Passenger & Ticket Agent  
 Consolidated Ticket Office, S. W. Broadway and Morrison St. Telephone BRy. 5631.  
 J. L. MILLER, Ticket Agent, Union Station, Foot of N. W. 6th Avenue. Telephone Broadway 3421.  
 J. C. MOORE, General Agent, Freight Department, Phone Atwater 9111.

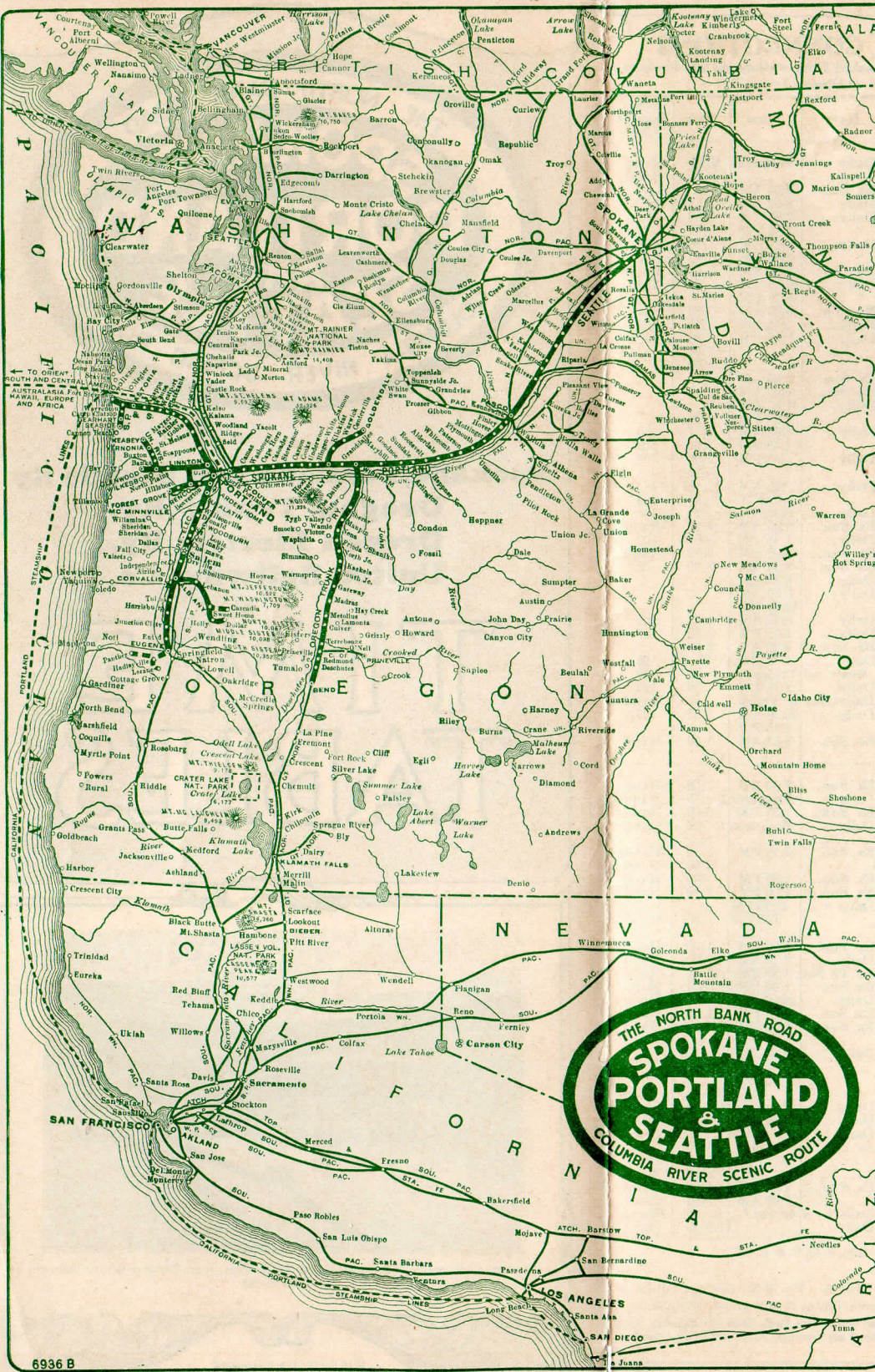
1101 American Bank Building  
 G. F. EHLEN, Traveling Freight and Passenger Agent, Phone Atwater 9111.  
 H. J. TURNER, Traffic Representative, Phone Atwater 9111.  
 H. SHEDDY, Local Freight Agent, N. W. 11th and Hoyt, Phone Atwater 9111.

**REDMOND, ORE.**..... A. P. MEYERS (Phone Black 79), Agent, Union Station  
**ST. HELENS, ORE.**..... E. G. VOSS (Phone 58)..... Agent, S. P. & S. Station  
**SALEM, ORE.**..... J. W. RITCHIE (Phone 4763), O. E. Ry. Freight Depot  
**SAN FRANCISCO CAL.**

Northern Pacific Railway, 657 Market St. (Palace Hotel), Phone Sutter 1078.  
 R. J. TOZER, General Agent  
 H. E. PETERSON, City Passenger Agent  
 H. T. CONKLING, Traveling Passenger Agent  
 DANIEL TINNEY, Traveling Freight Agent  
 W. R. GLANVILLE, Traveling Freight Agent  
 L. W. PRADA, City Ticket Agent

Great Northern Railway, 679 Market Street, Phone Sutter 6051.  
 A. L. SCOTT, General Agent, Passenger Dept.  
 F. E. HOWELL, Traveling Passenger Agent  
 RAY G. DeGUIRE, City Passenger Agent  
 707 Monadnock Bldg. Phone Douglas 3892.  
 C. A. GERKEN, General Agent, Freight Dept.  
 C. O. BUTLER (Phone 45) Agent, (S. P. & S. Ry. Sta.)  
**SEASIDE, ORE.**..... H. W. SHIELDS, General Agent, 925 Old National Bank Building, Phone Main 4238.  
**SPOKANE, WASH.**..... E. F. BAIRD, City Passenger and Ticket Agent, Sprague Ave. and Wall St. Phone Main 5321.  
 N. D. KELLER, City Passenger and Ticket Agent, Davenport Hotel, Phone Main 5141.  
 H. W. GREEN, Ticket Agent, Gt. Nor. Ry. Station  
 T. A. BRADY, Ticket Agent, Nor. Pac. Ry. Station  
 J. H. CORBETT, Agent (Phone 571), S. P. & S. Ry. Depot.  
 W. R. EMERSON, (Phone 735), S. P. & S. Ry. Station.


**PASSENGER STATIONS**  
**PORTLAND, ORE.**..... S. P. & S. Ry., Union Station, Foot of Sixth Street.  
**SPOKANE, WASH.**..... Great Northern Station. Trains No. 1 and 2.  
 Northern Pacific Station. Trains No. 3 and 4.



## SCENIC ROUTE between Portland and Spokane

No trip in western America presents passengers a more fascinating panorama of mountain, river, forest and canyon scenery than on the Spokane, Portland and Seattle Railway between Portland and Spokane.

The mighty Columbia River is followed for 220 miles between Vancouver and Pasco, through the heart of the Cascade Range clothed with forests of evergreen. Beautiful snow-capped Mt. Hood is seen to advantage from many points. East of Pasco the Snake River is followed for many miles, with its colorful canyon walls, which the rails climb by easy grades. Splendidly equipped trains pass over this route. For service and schedules see pages 1, 2, 3, 4.



## A Great System of Western Railways

The Spokane, Portland and Seattle, Oregon Trunk and Oregon Electric Ry. are affiliated with the Great Northern, Northern Pacific and Chicago, Burlington & Quincy Ry. Representatives and agents of these lines, and others throughout the East and West, will supply full information regarding these lines, quote passenger fares and freight rates, arrange trips, etc., or communications may be addressed to

**R. H. CROZIER**, General Passenger Agent  
**R. W. PICKARD**, General Freight Agent  
 S. P. & S. Ry. Co.  
**PORTLAND, OREGON**