

GREAT NORTHERN GENERAL OFFICES

NEW YORK, NEW YORK 10005
40 Wall Street
(Financial Office)

175 EAST 4th ST., ST. PAUL, MINNESOTA 55101
Telephone 224-5588 (Area Code 612)

SEATTLE, WASHINGTON 98104
(Operating) King St. Station.
SEATTLE, WASHINGTON 98101
(Traffic) Great Northern Bldg.
Fourth Ave. at Union St.

TRAFFIC DEPARTMENT OFFICERS

M. M. SCANLAN, Vice President

R. L. MERKLIN, Asst. to Vice President, Sales

M. H. KARL, Asst. to Vice President, Staff

V. P. BROWN, Asst. Vice President

E. M. BRADY, Passenger Traffic Manager
R. J. CLASS, Assistant Passenger Traffic Manager
F. L. STRECKER, Assistant Passenger Traffic Manager
D. B. SCHULTZ, Assistant General Passenger Agent

Passenger Traffic

St. Paul, Minn.
St. Paul, Minn.
St. Paul, Minn.
St. Paul, Minn.

S. T. THORSON, General Passenger Agent
J. L. TIERNY, Assistant General Passenger Agent
E. H. BECKFORD, Assistant to Passenger Traffic Manager

Seattle, Wash.
Chicago, Ill.
St. Paul, Minn.

Sales

G. D. JOHNSON—General Sales Manager
R. W. WEST—Director of Sales
A. T. SIMS—Director of Sales
A. H. ENGELHART—Regional Sales Manager
M. V. SCHOONOVER—Regional Sales Manager
R. C. WENTZ—Regional Sales Manager
W. C. HAGEMAN—Regional Sales Manager
G. W. PLOUDRE—Regional Sales Manager
J. J. HEIMES—Regional Sales Manager
T. P. HELLER—Director—Market Research
C. D. MERK—Manager—Service & Equipment
R. W. MORRISON—Manager—Iron Ore, Coal & Coke
N. A. SAVAGE—Manager—Petroleum, Chemicals and Fertilizers
A. N. TEIN—Manager—Grain & Grain Products
K. G. HEIMBACH—Manager—T.O.F.C. Service, Motor Carrier Sales
J. F. GERMSCHIED—Manager—Livestock, Meats & Packing House Prod.
F. J. LOUGHNEY—District Sales Manager

Freight Traffic

St. Paul, Minn.

A. L. STROM—District Sales Manager
M. A. UNGER—District Sales Manager
G. W. STONE—District Sales Manager
R. F. ANDERSON—District Sales Manager
M. A. KNOS—District Sales Manager
C. L. HAND—District Sales Manager

Pricing

E. W. BERGSTROM—Manager of Pricing—Transcontinental & Montana
C. J. HOCKADAY—Manager of Pricing—East of Montana
E. F. McGUIRE—Manager of Pricing—West of Montana
J. F. FALLON—Assistant Manager of Pricing
D. M. EICHTEN—Assistant Manager of Pricing
R. J. STRECKER—Assistant Manager of Pricing
L. O. HALVORSEN—Pricing Supervisor
J. E. CASEY—Divisions Officer
J. F. DEXTER—Commerce Agent
C. J. EHRKE—Commerce Agent

Foreign Department

W. E. MURRAY, Manager, Export & Import Traffic, 327 South La Salle Bldg., Chicago, Ill.

Industrial and Agricultural Development Department

E. N. DUNCAN, Director
W. L. TILTON, Assistant Director, Industrial Development
B. D. RASMUSSEN, Industrial Development Agent
A. L. NELSON, Industrial and Agricultural Development Agent
N. BLAZOVICH, Industrial and Agricultural Development Agent
J. E. BRADLEY, Industrial and Agricultural Development Agent

Mineral Research and Development Department

R. A. WATSON, Director
H. E. REED, Asst. Director
T. P. WOLLENZIEN, Geologist

Mail, Baggage and Express Traffic

H. R. LAVIK, Manager, Mail, Baggage and Express Traffic
J. A. VOELLER, District Mail, Baggage and Express Agent

Public Relations—Advertising Department

C. W. MOORE, Exec. Asst., Public Relations—Advertising

PASSENGER AND FREIGHT OFFICES

Atlanta, Georgia 30303
708 Atlanta Federal Savings Bldg., 22 Marietta St., Phone 525-4766,
E. J. Kubicki, Sales Manager

Bellingham, Washington 98225
Great Northern Station,
L. W. Larson, Phone 734-2110, Sales Manager
R. D. Ely, Phone 734-7830, Depot Ticket Agent

Billings, Montana 59101
301 Electric Bldg., Phone 259-5541,
H. E. Johnson, Sales Manager

Boston, Massachusetts 02116
Rooms 1006-07, Little Bldg., 80 Boylston St., Phone Liberty 2-1406
H. E. Evans, Sales Manager
J. P. Connolly, New England Traveling Sales Representative

Bremerton, Washington 98310
Doug Fox Travel Service, 102 Pacific Ave., Phone Essex 7-3791, Agents

Buffalo, New York 14203
620 Ellicott Square Bldg., Phone 854-1020,
R. A. Cory, Sales Manager
M. M. Cynkar, Sales Representative

Butte, Montana 59701
G. N. Passenger Station, 818 So. Arizona Street,
R. R. Hunter, Phone 792-2366, Sales Manager
E. A. Farrington, Phone 792-8660, Ticket Agent

Chicago, Illinois 60602
80 East Madison St., Phone WEbster 9-2944,
J. L. Tierney, Assistant General Passenger Agent
E. D. Whittemore, General Agent Passenger Department
H. L. Gibson, District Passenger Agent
J. O. Pendleton, Traveling Passenger Agent
R. J. Buster, City Passenger Agent
J. N. Supple, City Passenger Agent
327 South La Salle Bldg., (60604) WEbster 9-2944,
F. J. Loughney, District Sales Manager
W. E. Murray, Sales Manager

Cincinnati, Ohio 45202
1008 Tri-State Bldg., Phone 621-3643
B. J. Shriner, Sales Manager
E. J. Cornelius, Traveling Sales Representative

CONTINUED ON INSIDE BACK COVER

time table

Effective
June 1967



GREAT NORTHERN

time table

Effective
June 1967



GREAT NORTHERN

route of the Western Star

route of the Empire Builder

The schedules in this time table conform with the "Uniform Time Act of 1966", which provides that the standard time of each time zone shall be advanced one hour from the last Sunday in April until the last Sunday in October each year. The Uniform Time Act of 1966 is in effect in states in which Great Northern operates passenger services. Advanced Summer Standard Time is observed in all states served by Great Northern. These states are: Minnesota, North Dakota, Montana, Idaho, Washington, Oregon and Wisconsin.

Arrival and departure times for Canadian provinces are shown in Canadian Daylight Time, which is the same as American Advanced Summer Standard Time.

TABLE OF CONTENTS

Table with 2 columns: Item and Page. Includes Baggage Handling Information, Bus Schedules, Condensed Schedules of Principal Passenger Trains, Connecting Rail and Air Lines, Elevation of Stations, Equipment of Passenger Trains, Free Baggage Cart Service, Passenger Information, Great Northern Passenger and Freight Traffic Offices and Representatives, Index to Stations, Job Opportunities, Mail Boxes at Stations, Map—Great Northern System and Connections, Passenger Train Schedules—Detailed, Rail—Credit Plans, Railroad and Pullman Fares, One-way and Round-Trip Rail Fares, Pullman Sleeping Car Fares, Parlor Car and Pullman Seat Fares, Coach Seat Charge—(Empire Builder), Rent-A-Car Service, Time Zones, Transfer Service in Chicago.

SUGGESTIONS TO HELP YOU READ THIS TIME FOLDER

Locate your destination in STATION INDEX contained on pages 2 and 3. The numbers shown opposite each station indicate the TIME TABLES in which the train service to each station is shown.

Numbers shown opposite station names in certain time tables, as, for example, "Duluth 16, 19" refer to other time tables which show connecting or additional train service to such stations.

Time from 12:01 midnight to 12:00 noon is shown by LIGHT FACE figures; time from 12:01 noon to 12:00 midnight by BOLD FACE figures.

Connecting line train and bus schedules appear on pages 13, 16, 17, 18, 19 and 20.

STATIONS IN THIS INDEX APPEAR IN TIME TABLES PRINTED IN THIS FOLDER, BUT DO NOT COMPRISE ALL THE GREAT NORTHERN RAILWAY STATIONS. Mixed train branch line service is not shown in this folder. For these schedules, consult the nearest Great Northern Agent or the Official Guide.

Large alphabetical index table of stations with columns for Table No., Elevations, and Station Name. Includes sections for A, B, C, D, E, H, and S.

*Bus and Freight Service only.

*Bus Service only.

Large alphabetical index table of stations with columns for Table No., Elevations, and Station Name. Includes sections for E, F, G, H, I, J, K, L, M, N, O, P, Q, R, S, T, U, V, W, and Z.

*Bus and Freight Service only.

*Bus Service only.

EMPIRE BUILDER

Detailed Schedules Begin on Page 6, Table 1

West—Read Down East—Read Up

Table with columns: Example by days, Empire Builder 31 Daily, Miles, Central Standard Time, Empire Builder 32 Daily, Example by days. Includes routes like Burlington Route and Great Northern.

*Conditional stop. See Tables 6 and 8.
#Westbound Empire Builder and Western Star will stop to discharge revenue passengers.
@Eastbound Empire Builder and Western Star will stop to receive revenue passengers.
@—Connecting GN Bus Service Between Havre, Mont. and Great Falls, Mont.
★Equipment for these trains shown on page 25.

For connections to and from California see Table 15.

WESTERN STAR

Detailed Schedules Begin on Pages 6 and 7, Tables 1 and 2

West—Read Down East—Read Up

Table with columns: Example by days, Western Star 47 Daily, Central Standard Time, Western Star 48 Daily, C.B.&Q. Zephyr 24 Daily, Example by days. Includes routes like Burlington Route and Great Northern.

COACH SEAT CHARGE ON GREAT NORTHERN

*The Western Star stops at Glacier Park and Belton, eastern and western rail entrances to Glacier National Park, mid June thru mid September.
f—Flag stop for revenue passengers.
@—Thursday AM arrival—based on example by days at right-hand column.
★Equipment for these trains shown on page 25.

Time from 12:01 midnight to 12:00 noon shown in light face type; time from 12:01 noon to 12:00 midnight shown in heavy face type.

RED RIVER

BETWEEN ST. PAUL-MINNEAPOLIS-FARGO

Detailed Schedule on Pages 6 and 7, Table 1 and 2

Read Down Read Up

Table with columns: 11 Daily, Central Standard Time, 14 Daily. Includes times for St. Paul, Minneapolis, Fergus Falls, etc.

WINNIPEG LIMITED

BETWEEN ST. PAUL-MINNEAPOLIS-WINNIPEG

Detailed Schedule on Page 7, Tables 2 and 3

Read Down Read Up

Table with columns: 7 Daily, Central Standard Time, 8 Daily. Includes times for St. Paul, Minneapolis, Winnipeg, etc.

Canadian Daylight Saving Time.

PACIFIC COAST LINE TRAINS

BETWEEN SEATTLE, TACOMA AND PORTLAND

Read Down Detailed Schedule on Page 12, Table 12 Read Up

Table with columns: U.P. 458 Daily, N.P. 408 Daily, G.N. 460 Daily, Pacific Standard Time, U.P. 457 Daily, G.N. 459 Daily, N.P. 407 Daily. Includes times for Seattle, Tacoma, Portland, etc.

Time from 12:01 midnight to 12:00 noon shown in light face type; time from 12:01 noon to 12:00 midnight shown in heavy face type.

GOPHER AND THE BADGER

BETWEEN ST. PAUL-MINNEAPOLIS-SUPERIOR-DULUTH

Detailed Schedule on Page 16, Table 16

Read Down Read Up

Table with columns: Gopher 20 Daily, Badger 24 Daily, Central Standard Time, Badger 23 Daily, Gopher 19 Daily. Includes times for St. Paul, Minneapolis, Duluth, etc.

INTERNATIONALS

BETWEEN VANCOUVER, B. C., AND SEATTLE, WASH.

Detailed Schedule on Page 12, Table 11

Read Down Read Up

Table with columns: Streamlined Internationals 360 Daily, Pacific Standard Time, Streamlined Internationals 358 Daily, 357 Daily, 359 Daily. Includes times for Seattle, Vancouver, etc.

Canadian Daylight Saving Time.

TRAINS 3 and 4

BETWEEN ST. PAUL-MINNEAPOLIS-MINOT AND HAVRE-GREAT FALLS-SHELBY

Detailed Schedules Begin on Page 7, Table 2

West—Read Down East—Read Up

Table with columns: C.B.&Q. 47 Daily, Central Standard Time, C.B.&Q. 48 Daily, Burlington Route, Great Northern, Dakotan 3 Daily, Dakotan 4 Daily. Includes times for St. Paul, Minneapolis, Havre, etc.

f—Flag stop for revenue passengers.
▲—Conditional stop.
Equipment for trains on this page shown on page 25.

CHICAGO, TWIN CITIES AND PACIFIC NORTHWEST VIA WILLMAR

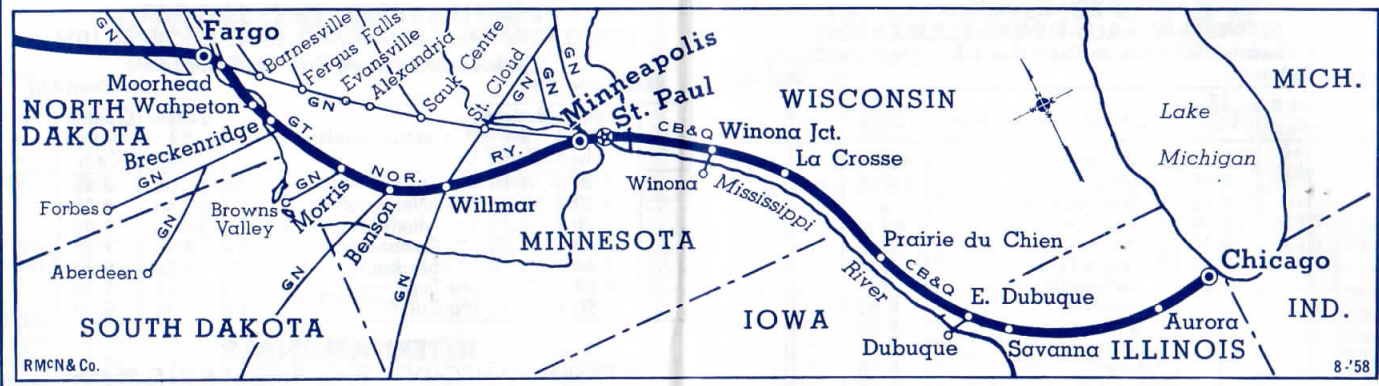


Table 1: Train schedule for Chicago, Twin Cities and Pacific Northwest via Willmar. Includes Westbound and Eastbound sections with columns for The Western Star, Empire Builder, and C.B.&Q. Zephyr. Includes a 'Great Northern Ry.' section and a 'Continued—Table 4 Page 8' note.

American Advanced Summer Standard Time is observed in all states served by Great Northern. Arrival and departure times for Canadian provinces are shown in Canadian Daylight Saving Time, which is the same as American Advanced Summer Standard Time.

- ①—Stops to receive or discharge revenue passengers to or from Fargo, N. D., and west thereof.
②—Miles via Chester, New Rockford and Willmar.
③—Stops to discharge revenue passengers from west of Minneapolis.
④—Stops at La Grange Road westbound to receive revenue passengers to St. Paul and beyond, and eastbound to discharge revenue passengers from St. Paul and beyond.
⑤—Bus transfer to and from Winona.
⑥—Stops to receive revenue passengers for Fargo or beyond when notified at Savanna.

TWIN CITIES AND PACIFIC NORTHWEST VIA ST. CLOUD ST. PAUL—WINNIPEG

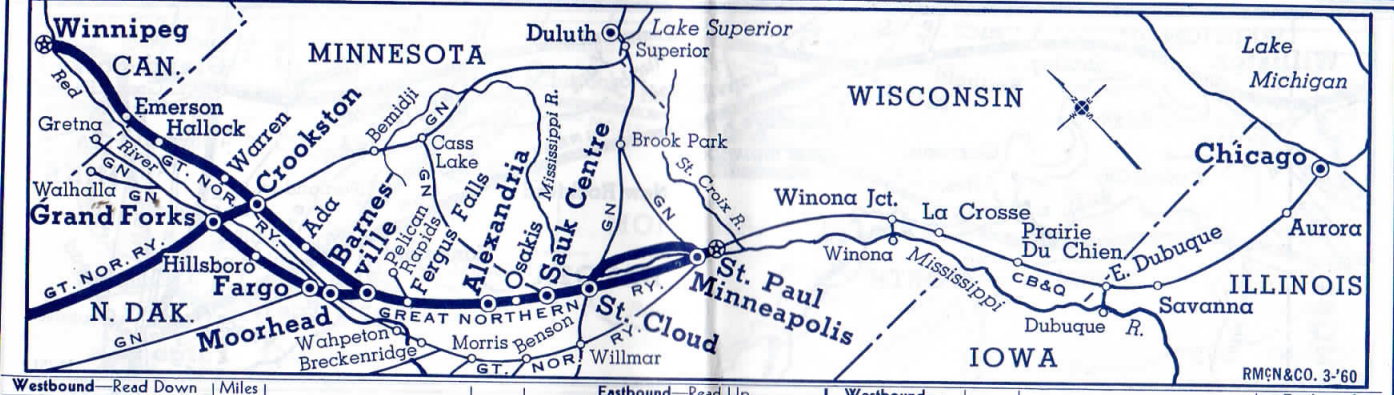
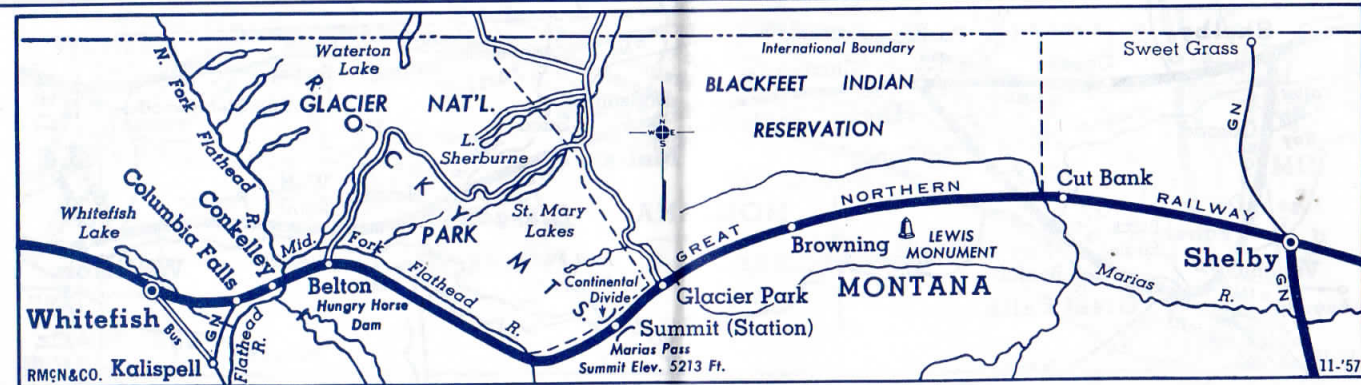


Table 2 and Table 3: Train schedules for Twin Cities and Pacific Northwest via St. Cloud St. Paul—Winnipeg. Table 2 covers the Burlington Route and Great Northern. Table 3 covers the Great Northern. Includes Westbound and Eastbound sections with columns for C.B.&Q., Western Star, and Winnipeg Limited. Includes a 'Continued from Table 2' section and a '24 Blackfoot Indian Portraits' advertisement.

American Advanced Summer Standard Time is observed in all states served by Great Northern. Arrival and departure times for Canadian provinces are shown in Canadian Daylight Saving Time, which is the same as American Advanced Summer Standard Time.

- f—Flag stop for revenue passengers.
g—Stops to discharge revenue passengers from Chicago and East and to receive revenue passengers destined scheduled stops Fargo and West.
h—Stops to discharge revenue passengers from Fargo and West and to receive revenue passengers destined Chicago and East.
♦—Restaurant, Coffee Shop and Fountain Lunch in Station.
Ⓜ—Rail-Auto service available at this point.

24 BLACKFOOT INDIAN PORTRAITS IN NEW FULL-COLOR PORTFOLIO. Carefully selected from famous paintings by the late Winold Reiss. Vividly portray the dress the character of this great tribe on 9"x12" sheets suitable for framing. Portfolio includes 12-page Blackfoot tribal history by Dr. Claude E. Schaeffer, noted authority on American Indians - - - \$2.00. ST. PAUL BOOK & STATIONERY CO. Corner Sixth & Cedar • St. Paul, Minnesota 55101



FUN? See GLACIER National Park in the Montana Rockies
WESTERN STAR stops daily
 Mid-June thru Mid-September each way
 Between Chicago and Seattle-Portland

Westbound—Read Down		
Western Star	Empire Builder	Miles from St. Paul
27 Daily	31 Daily	
5 00	2 10	1028
5 35	2 48	1041
5 40	2 48	1053
6 25	—	1062
7 00	—	1079
7 55	—	1086
8 40	—	1092
8 50	—	1099
9 07	—	1105
9 25	—	1111
9 25	—	1118
9 25	—	1125
9 25	—	1129
9 25	—	1135
9 25	—	1145
9 25	—	1156
9 25	—	1164
9 25	—	1168
9 25	—	1171
9 25	—	1178

TABLE 8
 Mountain Standard Time

Eastbound—Read Up		
Miles from Seattle	Empire Builder	Western Star
753	10 02	6 55
740	—	6 30
729	—	6 25
719	—	—
709	—	—
695	—	5 43
690	—	—
682	—	5 15
677	—	—
670	—	—
663	—	—
656	—	—
652	—	4 11
646	—	—
636	—	3 28
625	—	—
618	—	3 08
613	—	—
610	—	2 55
603	—	2 40

TABLE 8
 Mountain Standard Time

Ar Shelby 6, 7 (Oil fields north)
 Ar Ethridge
 Ar Cut Bank (County Seat) (Center of Oil Fields)
 Ar Cut Bank
 Ar Sundance
 Blackfoot (Chief Mtn. to northwest)
 Brownings (Blackfoot Indian Agency)
 Triple Divide
 Ar Glacier Park (Glacier Park Lodge)
 Lv Bison
 Summit (Continental Divide, John F. Stevens Statue)
 Blacktail (Horseshoe Curve)
 Nimrod (Flathead River)
 Essex (Scallock Mtn.)
 Pinnacle (Mt. St. Nicholas 9,385 ft.)
 Red Eagle
 Belton (Belton Gateway) (Lake McDonald Hotel)
 Coram (Hungry Horse Dam)
 Conkelley
 Columbia Falls
 Ar Whitefish 9 (Whitfish Lake)

MORE Dome Seats! MORE Scenic Miles!
 on the **Incomparable EMPIRE BUILDER**
 Between Chicago-Seattle-Portland via St. Paul-Minneapolis-Spokane


f—Flag stop for revenue passengers.
 —Rail-Auto service available at this point.
 a—Stops to receive or discharge revenue passengers from Williston and east and Spokane and west where trains 31 and 32 are scheduled to stop.
 b—Stops at Glacier Park and Belton to receive or discharge revenue passengers. Havre and east or Spokane and west where scheduled to stop.
 c—Schedules for connecting bus service between Whitefish and Kalispell, Montana, shown below.
 *—Western Star only stops at Glacier Park and Belton daily during park season Mid June through Mid September.

BUS SERVICE BETWEEN WHITEFISH AND KALISPELL, MONTANA

Southbound—Read Down				Northbound—Read Up			
Railway tickets honored				Railway tickets honored			
Miles	6 05	2 45	9 45	6 25	0	6 05	9 15
13	6 30	3 10	10 10	6 50	13	5 30	8 40
						1 35	5 10

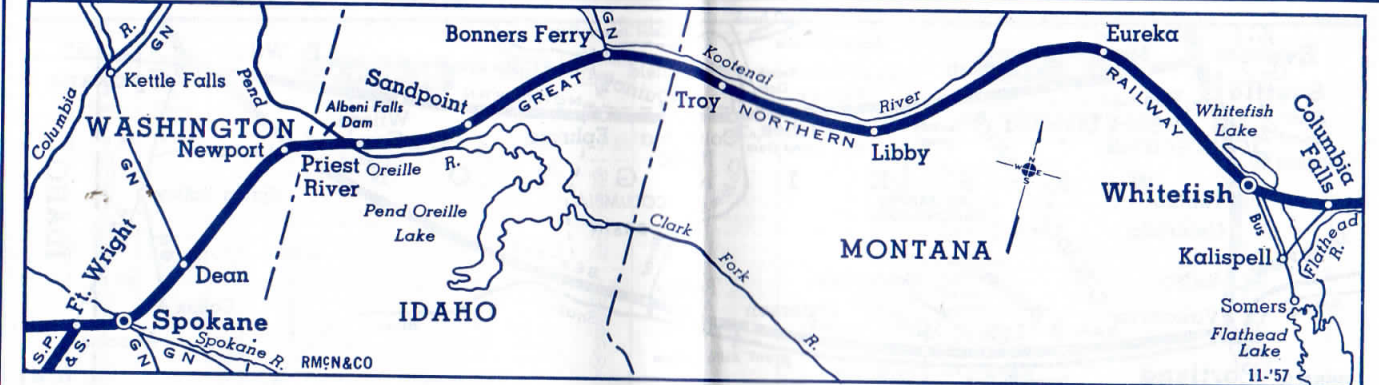


More people by far...use **HERTZ** Rent a car
 Take the train—rent a HERTZ car there!



In Seattle, visit the . . . **CENTURY 21 CENTER**

- Space Needle, 600 feet high. See lakes, mountains, Puget Sound. Restaurant and observation deck revolve in complete circle each hour.
- Pacific Science Center. Take a simulated space flight in the world's first "Spacearium".
- Monorail. Speeds from downtown to Century 21 Center in just 96 seconds.



STATION MAIL BOXES
 For Your Convenience

Listed below are stations where U. S. mail (drop letter) boxes are conveniently located. Each passing mail train picks up mail from these boxes.

Stations starred (*) have separate boxes for east and westbound mail.

Alexandria, Minn.
 Benson, Minn.
 Breckenridge, Minn.
 Ephrate, Wash.
 Everett, Wash.
 (On Upper Level)
 Fargo, N. D.
 Fergus Falls, Minn.
 Glacier Park, Mont. (In Park Season)
 Grand Forks, N. D.
 Great Falls, Mont.
 Hallock, Minn.
 Havre, Mont.
 Litchfield, Minn.
 Minot, N. D.
 Moorhead, Minn.
 Morris, Minn.
 New Rockford, N. D.
 St. Cloud, Minn.
 Sauk Centre, Minn.
 Seattle, Wash.
 Shelby, Mont.
 Spokane, Wash.
 Stephen, Minn.
 Warren, Minn.
 Wenatchee, Wash.
 Whitefish, Mont.
 Williston, N. D.
 Willmar, Minn.
 Wolf Point, Mont.

Above list subject to change without notice.

Westbound—Read Down		
Western Star	Empire Builder	Miles from St. Paul
27 Daily	31 Daily	
9 40	6 00	1178
10 03	—	1184
10 19	—	1190
10 25	—	1196
10 35	—	1201
10 51	—	1209
11 03	—	1215
12 08	—	1219
12 30	—	1225
12 30	—	1231
12 30	—	1240
12 30	—	1251
12 30	—	1262
12 30	—	1267
12 30	—	1274
12 30	—	1288
12 30	—	1295
12 30	—	1306
12 30	—	1313
12 30	—	1320
12 30	—	1326
12 30	—	1333
12 30	—	1340
12 30	—	1344
12 30	—	1356
12 30	—	1363
12 30	—	1370
12 30	—	1378
12 30	—	1392
12 30	—	1396
12 30	—	1400
12 30	—	1406
12 30	—	1410
12 30	—	1414
12 30	—	1421
12 30	—	1428
12 30	—	1438
12 30	—	1443
12 30	—	1448
12 30	—	1452

TABLE 9
 Mountain Standard Time

Eastbound—Read Up		
Miles from Seattle	Empire Builder	Western Star
603	6 15	2 25
597	—	—
591	—	—
585	—	1 58
579	—	1 40
567	—	1 30
556	—	1 22
550	—	—
541	—	1 05
531	—	12 50
519	—	—
515	—	—
507	—	—
494	—	—
486	—	—
475	—	—
468	—	—
468	—	—
461	—	—
455	—	—
448	—	—
441	—	—
437	—	—
425	—	—
418	—	—
411	—	—
403	—	—
390	—	—
385	—	—
381	—	—
375	—	—
371	—	—
367	—	—
360	—	—
353	—	—
343	—	—
338	—	—
334	—	—
329	—	—

TABLE 9
 Mountain Standard Time

Pacific Standard Time
 Westbound passengers set watches back, Eastbound ahead one hour

Ar Troy (Silver Mines)
 Ar Libby (Ft. Kootenay 1811)
 Ar Kootenai Falls
 Ar Rexford
 Ar Eureka
 Ar Tobacco
 Ar Fortine (State Fish Hatchery)
 Ar Stryker (Stillwater River)
 Ar Radnor (Wolf Mountains)
 Ar Olney
 Ar Lupfer
 Ar Vista
 Ar Stonehill
 Ar Ural
 Ar Volcour
 Ar Yarnell
 Ar Ripley
 Ar Libby (Ft. Kootenay 1811)
 Ar Kootenai Falls
 Ar Troy (Silver Mines)

New Indian Portraits!
Great Northern Playing Cards

Single Decks 80¢
 Bridge Sets \$1.60

REFERENCE MARKS

①—Schedule for connecting bus service between Whitefish and Kalispell shown on page 10.
 ②—Stops to receive and discharge revenue passengers from Minot and points east, and to Spokane and points west where these trains are scheduled to stop.
 f—Flag stop for revenue passengers.
 —Restaurant and news stand in station.
 —Rail-Auto Service available at this point.

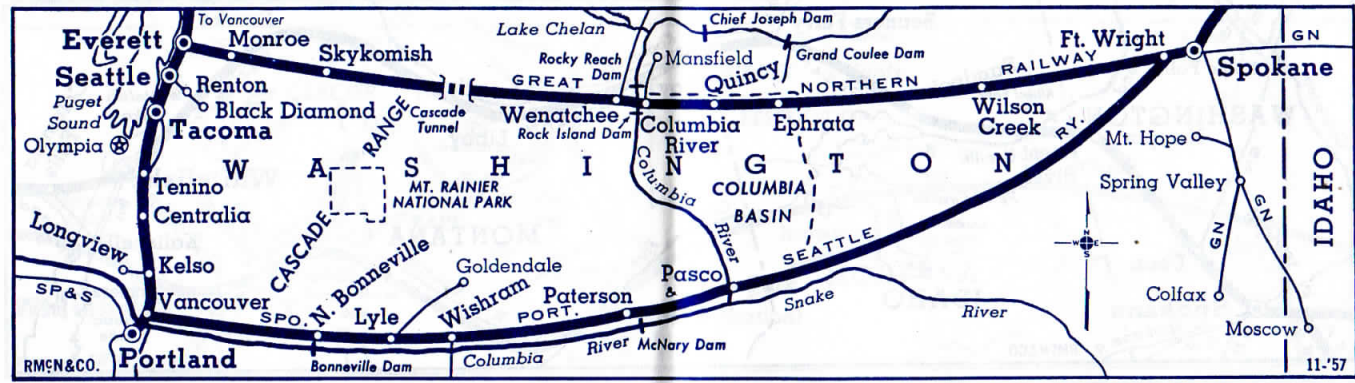


Table 10: SEATTLE-PORTLAND. Westbound—Read Down and Eastbound—Read Up. Includes train numbers, times, and distances.

Table 11: SEATTLE-EVERETT-BELLINGHAM-VANCOUVER. Streamlined Internationals. Includes train numbers, times, and distances.

Table 12: SEATTLE-TACOMA-PORTLAND. Union Station, King St. Station, King St. Station. Includes train numbers, times, and distances.

Table 13: SPOKANE TO PORTLAND. Western Star, Empire Builder, Pacific Standard Time. Includes train numbers, times, and distances.

FOOTNOTES FOR TABLES 10, 11 AND 12 WILL BE FOUND ON PAGE 13. Time from 12:01 midnight to 12:00 noon shown in light face type; time from 12:01 noon to 12:00 midnight shown in heavy face type.

Table 14: WISHRAM AND BEND OREGON TRUNK RAILWAY. Read Down, Read Up. Includes train numbers, times, and distances.

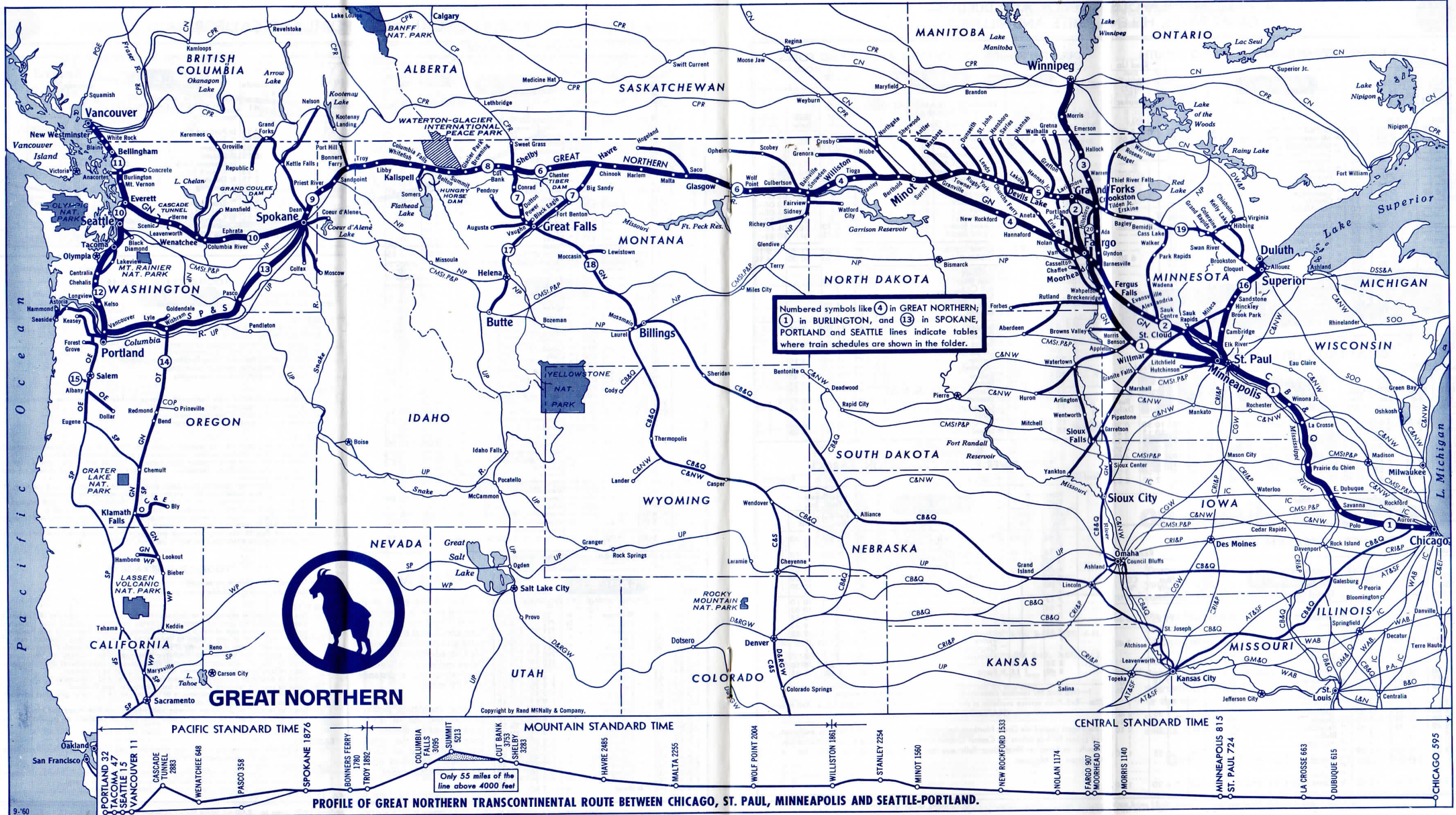
Table 15: CONNECTIONS AT PORTLAND. Cascade, Pacific Standard Time, SOUTHERN PACIFIC CO. Includes train numbers, times, and distances.

FOOTNOTES FOR PAGE 12 and FOOTNOTES FOR PAGE 13. Includes details about flag stops, revenue passengers, and service charges.

Table 14: WISHRAM AND BEND OREGON TRUNK RAILWAY. Read Down, Read Up. Includes train numbers, times, and distances.

CASCADE TUNNEL. One of the great engineering projects of all time, Great Northern Railway's Cascade Tunnel pierces the solid granite of the formidable Cascade Range between Berne and Scenic in Western Washington for a distance of 7.79 miles.

Time from 12:01 midnight to 12:00 noon shown in light face type; time from 12:01 noon to 12:00 midnight shown in heavy face type.



ST. PAUL, MINNEAPOLIS, SUPERIOR AND DULUTH
Read Down Read Up
TABLE 16
Central Standard Time
Daily 20 Gopher, Daily 24 Badger, Miles, Daily 23 Badger, Daily 19 Gopher

GREAT FALLS, HELENA AND BUTTE
Read Down Read Up
TABLE 17
Mountain Standard Time
IMT Bus Daily, CGL Bus Daily, IMT Bus Daily, CGL Bus Daily, Mls., IMT Bus Daily, CGL Bus Daily, IMT Bus Daily, CGL Bus Daily

IMT—Intermountain Transportation Company.
CGL—Central Greyhound Lines.
Buses arrive and leave from Bus Depots. Rail tickets honored.

BILLINGS, LEWISTOWN, GREAT FALLS
Read Down Read Up
TABLE 18
Central Greyhound Lines
CGL Bus Sunday, CGL Bus Daily, CGL Bus Ex. Sun., CGL Bus Daily, CGL Bus Ex. Sun., CGL Bus Sunday

DULUTH, BEMIDJI, CROOKSTON AND GRAND FORKS
Read Down Read Up
TABLE 19
TRIANGLE TRANSPORTATION COMPANY
Central Standard Time
BUS Daily, IBUS Daily, BUS Daily, IBUS Daily, BUS Daily, BUS Daily

THIEF RIVER FALLS, CROOKSTON, FARGO
Read Down Read Up
TABLE 20
Central Standard Time
Northwest Trails, Inc. Daily Bus, Northwest Trails, Inc. Daily Bus

f—Flag stop for revenue passengers. L—Lunchroom in station.
RA—Rail-Auto service available at this point. CG—Central Greyhound Lines. Rail tickets honored.
Passengers routed via Great Northern between Duluth and Grand Forks may exchange rail tickets via Central Greyhound Lines and Triangle Transportation Co. Transfer to Fargo or Thief River Falls may be made via Northwest Trails, Inc., at Crookston or Marcoux.

WILLISTON, CULBERTSON AND SCOBEEY
Read Down Read Up
TABLE 21
Mountain Time
GN Bus Ex. Sun., Miles, GN Bus Ex. Sun.

SPOKANE-COLFAKX AND MOSCOW
Operated by Western Greyhound Lines
Great Northern Rail Tickets Not Honored
TABLE 24
Pacific Standard Time
GN Bus Ex. Sun., Miles, GN Bus Ex. Sun.

SPOKANE - COLVILLE - KETTLE FALLS - NORTHPORT - TRAIL - NELSON
Operated by Western Greyhound Lines
Great Northern Rail Tickets Not Honored
Read Down Read Up
TABLE 25
Pacific Standard Time
Bus 2974 Daily Ex. Sun., Miles, Bus 2972 Daily, Bus 2973 Daily Ex. Sun., Bus 2971 Daily

WASHINGTON STATE FERRIES
BETWEEN SEATTLE AND BREMERTON
Lv. SEATTLE—5:45, 6:55, 8:10, 9:20, 10:35, 11:50, 1:00, 2:10, 3:00, 3:25, 4:45, 6:00, 7:10, 8:25, 9:30, 10:50, 1:15.
Lv. BREMERTON—5:45, 7:00, 8:10, 9:25, 10:40, 11:50, 1:00, 2:15, 3:25, 4:15, 4:45, 6:00, 7:15, 8:20, 9:40, 10:00, 12:05.
Operate from Coleman Ferry Terminal Seattle. Fare each way 85c.
Effective July 1, new ferry schedules will be available.

LAKE CHELAN BOAT COMPANY
One Round Trip Daily, Pacific Standard Time, One Round Trip Daily

FARGO—SIOUX FALLS—SIOUX CITY
Rail Tickets Not Honored
Jack Rabbit Lines Bus, Greyhound Lines Bus, Jack Rabbit Lines Bus

Thrifty tip from Rocky...



FAMILY FUN
AT LOW COST
on Family Fare Plans

Traveling together on Great Northern trains is fun. Make your trip a family adventure you all can enjoy in carefree comfort. And at money-saving fares to boot! Here's how:
On one-way trip one parent pays full fare, the other parent and children 12-21 each go for only 1/2 fare. Youngsters 5-12 pay 1/4 fare; under 5 go free!
On round-trip travel one parent is charged full fare . . . the other parent and children 12-21 each pay only the one-way adult fare for the round-trip! Children 5-12 travel at 1/2 the one-way adult fare. Under-5 small fry are free!
Your Great Northern agent will be happy to give you full details. See or call him.

Groups Travel For Less, Too!

CONNECTING RAIL LINES STANDARD TIME

Table with columns for various rail lines (Zep-hyr, West-ern Star, etc.) and times for connections at Minneapolis and St. Paul.

Table with columns for various rail lines (Panorama, Super Continental, etc.) and times for connections at Winnipeg.

Table with columns for various rail lines (Chicago, Milwaukee, etc.) and times for connections at Chicago, Rock Island & Pacific Railroad.

Table with columns for various rail lines (Expo Limited, The Canadian, etc.) and times for connections at North Vancouver, B. C.

Enjoy one-ticket travel to the Southwest or Alaska with our new...

RAIL-AIR PLAN

Now you can combine rail travel on Great Northern with air travel to and from California, Nevada and Mexico on Western Airlines and Alaska on Pacific Northern Airlines with a single ticket.

- WESTERN AIRLINES: Daily flights from Seattle to: San Francisco, Oakland, Los Angeles, San Diego, Mexico City, Acapulco, Reno, Las Vegas, Phoenix.
- PACIFIC NORTHERN AIRLINES: Daily flights from Seattle to: Ketchikan, Juneau, Yakutat, Cordova, Anchorage, Kodiak.

Table with columns for bus and rail services (Pacific Great Eastern Railway, etc.) and times for connections at North Vancouver, B. C.

All Coach Seats reserved at no extra charge for distances over 160 miles. Streamliner. Parlor car and coach accommodations. Streamliner. Pullman and coach accommodations. Coach seats reserved in advance.

Schedules on these pages are compiled from information furnished by railroads at time this folder was printed and are subject to change without notice.

BAGGAGE PROTECTION Like all valuables, your luggage should be protected. Insurance is your best safeguard. St. Paul Fire and Marine Insurance Company policies are available at principal Great Northern Railway ticket offices.

Time from 12:01 midnight to 12:00 noon shown in light face type; time from 12:01 noon to 12:00 midnight shown in heavy face type.

CONNECTING RAIL LINES STANDARD TIME

Large table with columns for various rail lines (The Chicagoan, 20th Century, etc.) and times for connections at Chicago.

Seats reserved at nominal charge. Operate between Chicago and Orland Park. Operates odd dates April, May and Aug.; even dates June, July, Sept. and Oct.

AVIS RENT-A-CAR SYSTEM World-wide reservation service. Package tours available in all Avis cities. Honors credit cards of all major transportation systems.

AT CHICAGO... TRAIN TO TRAIN BAGGAGE TRANSFER is available to EMPIRE BUILDER Pullman passengers transferring to connecting Pennsylvania Broadway Limited and General; New York Central Twentieth Century; and Baltimore & Ohio Capitol Limited.



Time from 12:01 midnight to 12:00 noon shown in light face type; time from 12:01 noon to 12:00 midnight shown in heavy face type.

Table with columns for City of New Orleans Coach Str'm-liner, City of New Orleans Coach Str'm-liner, Green Diamond, and City of New Orleans Coach Str'm-liner. Includes routes to Chicago, Memphis, and New Orleans.

Table with columns for City of Miami, Seminoles, and City of Miami. Includes routes to Chicago, Birmingham, Columbus, Jacksonville, and Miami.

Table with columns for Sportsman, Geo. Washington, Chesapeake & Ohio Railway, and Geo. Washington. Includes routes to Chicago, Indianapolis, Cincinnati, Cincinnati, White Sulphur Spgs., Hot Springs, Washington, Richmond, and Norfolk.

Table with columns for Ex. Sat. Night, Chesapeake & Ohio Railway, and Sundays Only. Includes routes to Chicago, Holland, Muskegon, and Grand Rapids.

Table with columns for Note* Powhatan Arrow, Poca-hontas, Norfolk & Western Railway, Poca-hontas, Note* Powhatan Arrow, and Poca-hontas. Includes routes to Chicago, Cincinnati, Cincinnati, Bluefield, Roanoke, Lynchburg, Petersburg, and Norfolk.

Table with columns for Mo-hawk, International, Maple Leaf, Grand Trunk-Canadian National, Mo-hawk, International, and Maple Leaf. Includes routes to Chicago, Detroit, Toronto, Montreal, Quebec, and Halifax.

*—Daily. †—Daily except Sunday Nite. ‡—Ex. Saturday.
Coach seats reserved at nominal charge.
Operates even dates in June and July. Odd dates in August and even dates in September.
All coach seats reserved.
Limousine service between Covington, Va., and Hot Springs will be provided without additional charge to passengers holding tickets reading to or from Hot Springs.
Consult agent for connection to Miami.
Except Monday.

Schedules on this page are compiled from information furnished by railroads at the time this folder was printed and are subject to change without notice.

SAVE! SAVE! SAVE!

Reduced One-Way and Round-Trip Coach Fares*

*Between these and all intermediate GN stations

ONE-WAY — 3 day limit
Seattle and Vancouver, B. C. \$ 3.90
Minneapolis-St. Paul and Duluth-Superior 3.90
Minneapolis-St. Paul and Winnipeg, Manitoba 11.95

ROUND-TRIP — 15 day limit
Seattle and Vancouver, B. C. \$ 6.60
Minneapolis-St. Paul and Duluth-Superior 6.60
Minneapolis and Winnipeg, Manitoba 18.75
St. Paul and Winnipeg, Manitoba 19.20

Good for travel any day of the week

there's new excitement for COLLEGE GRADUATES in railroading!

WE'RE INTERESTED IN THESE MAJORS:

- ENGINEERING
MECHANICAL
ELECTRICAL
CIVIL
INDUSTRIAL
ELECTRONICS
BUSINESS ADMIN.
ECONOMICS
STATISTICS
TRANSPORTATION
ACCOUNTING
MATHEMATICS
LAW

For further information — Send your resumé and transcript of grades, indicating the career field in which you are interested to:

Mr. Earle D. Adamson, Manager
Personnel Development
Great Northern 175 E. 4th Street St. Paul, Minnesota 55101
An Equal Opportunity Employer

GREAT NORTHERN HONORS THESE CREDIT CARDS

- American Express
BankAmerica Card
Seattle FirstBank Card
Rail Travel Credit

These credit cards are accepted at all Great Northern ticket offices for rail and Pullman transportation, on trains for food and beverages.

FOR FURTHER INFORMATION
ASK YOUR RAILROAD TICKET OR TRAVEL AGENT

ONE-WAY AND ROUND-TRIP RAILWAY FARES

Large table with columns for City, First Class, and Coach Class. Includes routes to Chicago, Fargo, N. D., Grand Forks, N. D., Havre, Minot, Pasco, Portland, San Francisco, Seattle, Spokane, Tacoma, Vancouver, Wenatchee, Whitefish, Williston, and Winnipeg, Man. Includes sub-sections for ST. PAUL, MINN., MINNEAPOLIS, MINN., DULUTH, MINN., and GREAT FALLS, MONT.

① Lower fares via other routes also available. ② Fare applies via St. Paul or Minneapolis. *Special reduced Coach Fares available with shorter limits—Consult Great Northern Agent.

ONE-WAY AND ROUND-TRIP RAILWAY FARES—Continued

(Subject to Change)

Consult your ticket or travel agent for further information about fares.

Table with columns for destination (e.g., SEATTLE, TACOMA, WASH. to; PORTLAND, ORE. to; VANCOUVER, B. C. to; EVERETT, WASH. to) and fare classes (FIRST CLASS, COACH CLASS) with sub-columns for One Way and 6 Months Round Trip.

- ① Lower fares via other routes also available.
② Lower fare with shorter limit also available.
③ Fare applies via S. P. & S., Spokane and G. N., via G. N. (via Seattle) fare \$29.97, First Class and \$23.60 Coach Class.
④ Fare applies via S.P.&S. Spokane and G.N.
★ Special reduced Coach Fares available with shorter limits—Consult Great Northern Agent.

Free Baggage Cart Service

is available at stations Great Northern utilizes in the following cities:

- Fargo, N. D.
Grand Forks, N. D.
Havre, Mont.
Minot, N. D.
Portland, Ore.
Seattle, Wash.
Spokane, Wash.
Whitefish, Mont.

PULLMAN SLEEPING CAR FARES

(See Page 24 for charges covering all types of sleeping car accommodations.)

Sleeping car fares are compiled from Pullman Company tariffs, are published for information only, and are subject to change without notice.

Table with columns for 'BETWEEN' destinations (e.g., Chicago, Ill., St. Paul-Minneapolis, Duluth-Superior, Fargo, Grand Forks, Minot, Great Falls, Glacier Park, Spokane, Seattle-Tacoma, Portland, Vancouver, B. C.) and 'Standard Lower Berth' fares.

- ① Tacoma, 80c less.
② Tacoma, 45c less.
③ Tacoma, 50c higher.
④ Via Seattle or Portland.
⑤ Via St. Paul and Portland or Seattle.
⑥ Via St. Paul.
⑦ Via S. P. & S.

PARLOR SEAT FARES

Great Northern Railway

All Rail Tickets honored on payment of Parlor Car charge between Seattle or Everett and Vancouver, B. C., and between St. Paul or Minneapolis and Duluth.

- Between Seattle or Everett and Vancouver, B. C. \$1.15
St. Paul or Minneapolis and Duluth 1.15

PARLOR SEAT FARE

Between Seattle and Portland \$1.60
(First class rail tickets required with parlor seat ticket between Seattle and Portland.)

SEAT FARES IN PULLMAN SLEEPING CARS

- Between St. Paul or Minneapolis and Willmar \$1.15
St. Paul and Morris 1.65
Minneapolis and Morris 1.50
St. Paul or Minneapolis and Breckenridge 2.00
St. Paul or Minneapolis and Moorhead or Fargo 2.00
St. Paul or Minneapolis and New Rockford 3.25
St. Paul or Minneapolis and Minot 3.80
Glacier Park and Spokane 3.05
Glacier Park and Seattle 5.55
Belton and Spokane 2.95
Belton and Seattle 5.05
Seattle and Spokane 2.95
Portland and Spokane 2.95
Seattle and Portland 2.00
Tacoma and Portland 1.50

We honor AMERICAN EXPRESS

CREDIT CARDS



RATES FOR UPPER BERTH, DUPLEX ROOMETTE, ROOMETTE, BEDROOM, COMPARTMENT AND DRAWING ROOM IN STANDARD SLEEPING CARS

Table with 16 columns for different car types (Upper Berth, Duplex Roomette, Roomette, Bedroom, etc.) and 16 rows of fare rates.

Exclusive Occupancy. For individual occupancy of a duplex-roomette, roomette, bedroom or a compartment, one railroad ticket is required. For a drawing-room one and one-fourth (1 1/4) railroad tickets are required on the Great Northern Railway.

COACH SEAT CHARGE—EMPIRE BUILDER

For charge between points not listed, consult Agent

Table with 16 columns for destination cities (Chicago, St. Paul, Willmar, etc.) and 16 rows of coach seat charges.

Note—Coach seat charge does not apply locally on CB&Q between Chicago and Minneapolis-St. Paul.

EMPIRE BUILDER

(Trains 31-32)†

Table with 3 columns: Coach Seat Charge, Reclining Seat Coaches, and Sleeping Cars. Includes sub-sections for Ranch Lounge, Dining Car, and Sleeping Cars.

WAGONS LIMITED (Trains 7-8)

between St. Paul-Minneapolis and Winnipeg

Table with 3 columns: Day-Nite Reclining Seat Coaches, Sleeping Cars, and Dining Car.

DAKOTAN (Trains 3-4)

between St. Paul-Minneapolis and Minot via St. Cloud, Fargo and Grand Forks

Table with 3 columns: Reclining Seat Coaches, Cafe-Diner-Coach, and Dining Car.

TRAINS 3-4

between Havre and Great Falls (Connects at Havre with Western Star, Trains 27-28)

Table with 3 columns: Reclining Seat Coach, Reclining Seat Coaches, and Cafe-Diner-Coach.

RED RIVER (Trains 11-14)

between St. Paul-Minneapolis and Fargo

Table with 3 columns: Reclining Seat Coaches, Cafe-Diner-Coach, and Dining Car.

GOPHER (Trains 19-20)

between St. Paul-Minneapolis and Duluth-Superior

Table with 3 columns: Reclining Seat Coaches, Parlor-Buffer Car, and Cafe-Diner-Coach.

BADGER (Trains 23-24)

between St. Paul-Minneapolis and Duluth-Superior

Table with 3 columns: Reclining Seat Coaches, Sandwiches and refreshments, and Tickets.

WESTERN STAR

(Trains 27-28)

Table with 3 columns: Radio, Day-Nite Reclining Seat Coaches, Dining Car, Coffee Shop, Sleeping Cars, Observation Lounge.

INTERNATIONALS (Trains 357-358-359-360)

Table with 3 columns: between Seattle, Wash. and Vancouver, B. C., Luxury Coaches, Parlor-Lounge Car.

TRAINS 407-408

Table with 3 columns: between Seattle, Tacoma and Portland, Reclining Seat Coaches, Dining Car, Parlor-Bar-Lounge Car.

TRAINS 457-458

Table with 3 columns: between Seattle, Tacoma and Portland, Reclining Seat Coaches, Dining Car, Club-Lounge Car.

TRAINS 459-460

Table with 3 columns: between Seattle, Tacoma and Portland, Reclining Seat Coaches, Sandwiches and refreshments.

OCCUPANCY OF SLEEPING CARS

Table with 4 columns: May be occupied, Must be vacated, May be occupied, Must be vacated. Includes times for Chicago, Portland, Spokane, Seattle.

PASSENGER INFORMATION

Train Schedules in this folder are subject to change without notice. The Great Northern Railway cannot be liable for missed connections caused by trains delayed by circumstances entirely beyond the railway's control.

Purchase Tickets before boarding trains. SAVE by purchasing Round Trip Tickets.

Children under five years of age, when accompanied by parent or guardian, will be carried free. Children five years of age and under twelve years of age will be charged one-half of the adult fares.

Adjustment of Fares. Should any misunderstanding arise with conductors or agents as to the proper fare or ticket privileges, please pay fare requested, take receipt and communicate with R. C. Langer, Manager Passenger Accounting, St. Paul, Minn. 55101.

Redemption of Tickets. Applications for redemption of unused portions of tickets issued by the Great Northern Railway should be addressed to Mr. R. C. Langer, Manager Passenger Accounting, St. Paul, Minn. 55101.

Invalids and Infirm Passengers. Wheelchair service is available at the following stations: Bellingham, Breckenridge, Chicago, Duluth, Edmonds, Everett, Fargo, Grand Forks, Great Falls, Havre, Minneapolis, Minot, New Westminster, B. C., Portland, St. Paul, Seattle, Spokane, Tacoma, Vancouver, B. C., Wenatchee, Whitefish, Williston, Willmar and Winnipeg.

Advance notice must be given for passengers requiring special handling and must be accompanied by attendant (s).

Examples of GN's Honoring, and Free Side-Trip, Arrangements:

Tickets reading from St. Paul or any other point up to Seattle, Wash. destined to Portland, Ore. will be honored via Great Northern to Seattle thence via GN-NP-UP pool train service to Portland.

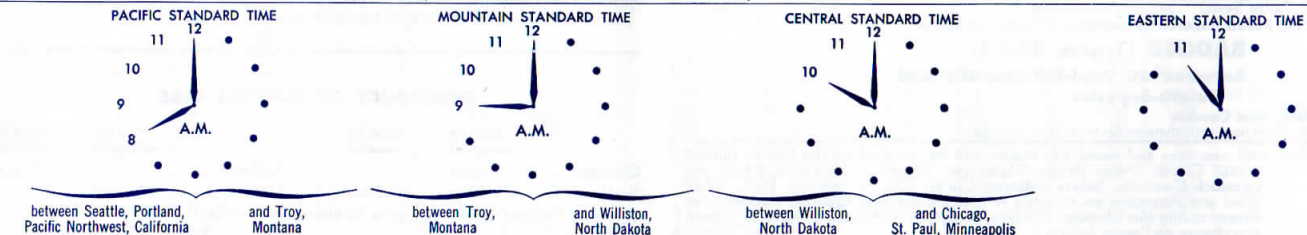
Tickets routed Great Northern and good for passage between Havre, Mont. and Cut Bank, Mont. will be honored westbound via Great Falls and Shelby, Mont. or eastbound via Shelby and Great Falls, Mont.

A free side trip to Great Falls, Mont. is available to holders of tickets reading in either direction between Williston, N. D. and east, and Glacier Park Station, Mont. and stations west. Side trip tickets may be secured on application and presentation of original ticket to Agent at side trip point, or coupons may be included in through ticket.

Consult agents for other honoring and free side-trip arrangements.

Consult any Great Northern Railway ticket agent or passenger representative or your local ticket agent or travel bureau for any additional information or details on your transportation requirements.

STANDARD TIME.—All time shown in Great Northern Railway published schedules of its lines east of Williston, North Dakota, is Central time; between Williston, North Dakota, and Troy, Montana, is Mountain time; west of Troy, Montana, is Pacific time. All Great Northern trains operate on STANDARD TIME.



BAGGAGE INFORMATION

Hand Baggage which passenger desires to retain possession of is restricted to an amount which can conveniently be handled in Pullman or coach accommodations purchased by the passenger. Passengers are urged for the convenience of themselves and other passengers to check all baggage except that actually needed for personal use enroute.

Marking for Identification. Mark or tag each piece with passenger's name and address and place similar information inside.

Definition of Checked Baggage. Baggage consisting of wearing apparel, toilet articles (except liquids) and personal effects necessary or appropriate for the wear, use, comfort and convenience of the passenger for the purpose of the journey and not intended for other persons nor for sale, may be checked in baggage service.

Service Charge. At time of checking, small luggage will be checked at a charge of 25c per piece, large objects (trunks, footlockers) at 50c each.

Table with 2 columns: Full Fare Ticket (150 Pounds, \$100.00 Valuation) and Family Fare Ticket (300 Pounds, \$200.00 Valuation).

Railroads will not accept responsibility for loss or damage to baggage of more than \$100.00 when checked on an adult fare ticket or \$200.00 on a family plan ticket.

To Protect Baggage Worth More Passengers May:

- 1. Buy baggage insurance
2. Buy excess value stamps

Inquire at baggage counters for further information and details.

Miscellaneous. Dogs, small household pets, bicycles, baby carriages, cribs, playpens, cartons (limited to gross weight 50 pounds), skis, and similar articles may be checked and transported in baggage cars within the weight and value allowance.

Remains. Consult ticket or baggage agent.

Forwarding. Passengers are urged to check baggage in advance. Every effort will be made to facilitate the handling of baggage, but the Railway cannot guarantee to always forward baggage on the same train with the owner.

Lost or Misplaced Articles. Contact the Manager, Mail, Baggage and Express Traffic, Great Northern Railway, St. Paul, Minnesota 55101, or District Mail, Baggage and Express Agent, Great Northern Railway, Seattle, Washington 98104, concerning any lost or misplaced baggage or other articles.

The railway assumes no responsibility for unchecked articles left in stations or passenger cars.

- Fargo, North Dakota 58102
Grand Forks, North Dakota 58201
Great Falls, Montana 59401
Havre, Montana 59501
Helena, Montana 59601
Kalispell, Montana 59901
Kansas City, Missouri 64105
Klamath Falls, Oregon 97601
Los Angeles, California 90014
Milwaukee, Wisconsin 53203
Minneapolis, Minnesota 55402
Minot, North Dakota 58701
Nelson, B. C.
New Westminster, B. C.
New York, New York 10020
Oakland, California 94612
Philadelphia, Pennsylvania 19103
Pittsburgh, Pennsylvania 15222
Portland, Oregon 97205
Rochester, Minnesota 55901
Sacramento, California 95814

- St. Louis, Missouri 63102
St. Paul, Minnesota 55102
San Francisco, California 94105
Seattle, Washington 98101
Sioux Falls, South Dakota 57102
Spokane, Washington 99201
Superior, Wisconsin 54881
Tacoma, Washington 98402
Toronto, 1, Ont.
Vancouver, 4, B. C.
Victoria, B. C.
Washington, District of Columbia 20004
Wenatchee, Washington 98801
Winnipeg, 2, Man.
Winston-Salem, North Carolina 27101