

## GREAT NORTHERN RAILWAY GENERAL OFFICES

NEW YORK, NEW YORK 10005  
40 Wall Street  
(Financial Office)

175 EAST 4th ST., ST. PAUL, MINNESOTA 55101  
Telephone 224-5588 (Area Code 612)

SEATTLE, WASHINGTON 98104  
(Operating) King St. Station.  
SEATTLE, WASHINGTON 98101  
(Traffic) Great Northern Bldg.  
Fourth Ave. at Union St.

### TRAFFIC DEPARTMENT OFFICERS

M. M. SCANLAN, Vice President

V. P. BROWN, Asst. Vice President

C. J. HOCKADAY, Asst. to Vice President, Staff

R. L. MERKLIN, Asst. to Vice President, Sales

#### Passenger Traffic

E. M. BRADY, Passenger Traffic Manager..... St. Paul, Minn.	S. T. THORSON, General Passenger Agent..... Seattle, Wash.	J. L. TIERNEY, Assistant General Passenger Agent..... Chicago, Ill.
R. J. CLASS, Assistant Passenger Traffic Manager..... St. Paul, Minn.	E. H. BECKFORD, Assistant to Passenger Traffic Manager..... St. Paul, Minn.	
F. L. STRECKER, Assistant Passenger Traffic Manager..... St. Paul, Minn.		
D. B. SCHULTZ, Assistant General Passenger Agent..... St. Paul, Minn.		

#### Freight Traffic

G. D. JOHNSON—General Sales Manager..... St. Paul, Minn.	W. C. HAGEMAN—District Sales Manager..... Minneapolis, Minn.	M. A. LINGER—District Sales Manager..... New York, N. Y.
R. W. WEST—Director of Sales..... Seattle, Wash.	G. W. STONE—District Sales Manager..... San Francisco, Cal.	R. F. ANDERSON—District Sales Manager..... Portland, Ore.
A. T. SIMS—Director of Sales..... New York, N. Y.	M. A. KNOS—District Sales Manager..... Pittsburgh, Pa.	C. L. HAND—District Sales Manager..... Kansas City, Mo.
A. H. ENGELHART—Regional Sales Manager..... St. Paul, Minn.		
R. P. REED—Regional Sales Manager..... St. Paul, Minn.		
M. H. GREENLEAF—Regional Sales Manager..... St. Paul, Minn.		
J. K. CUTFORTH—Regional Sales Manager..... Seattle, Wash.		
G. W. PLOUDRE—Regional Sales Manager..... Seattle, Wash.		
J. J. HEIMES—Regional Sales Manager..... Great Falls, Mont.		
T. P. HELLER—Director—Market Research..... St. Paul, Minn.		
V. A. OPSAHL—Manager—Service & Equipment..... St. Paul, Minn.		
M. V. SCHOONOVER—Manager—Coal & Coke..... St. Paul, Minn.		
N. A. SAVAGE—Manager—Petroleum, Chemicals and Fertilizers..... St. Paul, Minn.		
A. N. TEIN—Manager—Grain & Grain Products..... St. Paul, Minn.		
K. G. HEIMBACH—Manager—T.O.F.C. Service, Motor Carrier Sales..... St. Paul, Minn.		
J. F. GERMSCHIED—Manager—Livestock, Meats & Packing House Prod. St. Paul, Minn.		
F. J. LOUGHNEY—District Sales Manager..... Chicago, Ill.		

#### Pricing

E. W. BERGSTROM—Manager of Pricing—Transcontinental & Montana..... St. Paul, Minn.	T. N. HACKNEY—Manager of Pricing—East of Montana..... St. Paul, Minn.	E. F. MCGUIRE—Manager of Pricing—West of Montana..... Seattle, Wash.
J. F. FALLON—Assistant Manager of Pricing..... St. Paul, Minn.	D. M. EICHTEN—Assistant Manager of Pricing..... St. Paul, Minn.	R. J. STRECKER—Assistant Manager of Pricing..... Seattle, Wash.
L. O. HALVORSEN—Pricing Supervisor..... Seattle, Wash.	J. E. CASEY—Divisions Officer..... St. Paul, Minn.	J. F. DEXTER—Commerce Agent..... St. Paul, Minn.
C. J. EHRKE—Commerce Agent..... St. Paul, Minn.		

#### Foreign Department

W. E. MURRAY, Manager, Export & Import Traffic, 327 South La Salle Bldg., Chicago, Ill.

#### Industrial and Agricultural Development Department

E. N. DUNCAN, Director..... St. Paul, Minn.	C. E. JARRETT, Western Development Agent..... Seattle, Wash.	D. A. COWLES, Industrial Development Agent..... Seattle, Wash.
R. C. WENTZ, Assistant Director, Industrial Development..... St. Paul, Minn.	E. W. SHULTZ, Asst. to Industrial Development Agent..... Seattle, Wash.	E. H. THOMAS, Industrial and Agricultural Development Agent..... Great Falls, Mont.
W. L. TILTON, Industrial Development Agent..... St. Paul, Minn.	E. M. GREGORY, Industrial and Agricultural Development Agent..... Fargo, N. D.	
B. D. RASMUSSEN, Industrial and Agricultural Development Agent..... St. Paul, Minn.		
A. L. NELSON, Industrial and Agricultural Development Agent..... St. Paul, Minn.		
N. BLAZOVICH, Assistant to Director..... St. Paul, Minn.		

#### Mineral Research and Development Department

R. A. WATSON, Director..... St. Paul, Minn.	D. S. GLEASON, Metallurgist..... St. Paul, Minn.	E. C. BREDESON, Chemical Engineer..... St. Paul, Minn.
H. E. REED, Asst. Director..... Seattle, Wash.		
T. P. WOLLENZIEN, Geologist..... Williston, N. D.		

#### Mail, Baggage and Express Traffic

H. R. LAVIK, Manager, Mail, Baggage and Express Traffic..... St. Paul, Minn.	M. A. WAGNER, District Mail, Baggage and Express Agent..... Seattle, Wash.	J. A. VOELLER, District Mail, Baggage and Express Agent..... St. Paul, Minn.
--	--	--

#### Public Relations—Advertising Department

C. W. MOORE, Exec. Asst., Public Relations—Advertising..... St. Paul, Minn.

#### PASSENGER AND FREIGHT OFFICES

<p><b>Atlanta, Georgia 30303</b> 708 Atlanta Federal Savings Bldg., 22 Marietta St., Phone Jackson 5-1711, E. J. Kuticki..... Sales Manager</p> <p><b>Bellingham, Washington 98225</b> Great Northern Station, L. W. Larson, Phone 734-2110..... Sales Manager R. D. Ely, Phone 734-7830..... Depot Ticket Agent</p> <p><b>Billings, Montana 59101</b> 301 Electric Bldg., Phone 259-5541, H. E. Johnson..... Sales Manager</p> <p><b>Boston, Massachusetts 02116</b> Rooms 1006-07, Little Bldg., 80 Boylston St., Phone Liberty 2-1406 H. E. Evans..... Sales Manager J. P. Connolly..... New England Traveling Sales Representative</p> <p><b>Bremerton, Washington 98310</b> Doug Fox Travel Service, 102 Pacific Ave., Phone Essex 7-3791..... Agents</p> <p><b>Buffalo, New York 14203</b> 620 Ellicott Square Bldg., Phone 854-1020, R. A. Cory..... Sales Manager P. A. Callanan..... Sales Representative</p> <p><b>Butte, Montana 59701</b> G. N. Passenger Station, 818 So. Arizona Street, R. R. Hunter, Phone 792-9366..... Sales Manager E. A. Harrington, Phone 792-8660..... Ticket Agent</p> <p><b>Chicago, Illinois 60609</b> 80 East Madison St., Phone WEBster 9-2944, J. L. Tierney..... Assistant General Passenger Agent E. D. Whittemore..... General Agent Passenger Department R. F. Schwem..... District Passenger Agent H. L. Gibson..... District Passenger Agent R. J. Buster..... City Passenger Agent J. O. Pendleton..... City Passenger Agent 327 South La Salle Bldg., (60604) WEBster 9-2944, F. J. Loughney..... District Sales Manager W. E. Murray..... Sales Manager</p> <p><b>Cincinnati, Ohio 45202</b> 1008 Tri-State Bldg., Phone 621-3643 B. J. Shriner..... Sales Manager E. J. Cornelius..... Traveling Sales Representative</p>	<p><b>Cleveland, Ohio 44115</b> 1437 Union Commerce Bldg., Phone Cherry 1-7137, M. M. Cynkar..... Sales Manager J. N. Supple..... Traveling Sales Representative</p> <p><b>Dallas, Texas 75201</b> 1525 Kirby Bldg., Phone Riverside 8-3276, R. J. McBride..... Sales Manager</p> <p><b>Denver, Colorado 80202</b> 604 Railway Exchange Bldg., Phone 623-3148, H. T. McBride..... Sales Manager</p> <p><b>Des Moines, Iowa 50309</b> 305 Equitable Bldg., Phone 243-7025, W. H. Pfister..... District Passenger Agent L. W. Nelson..... Sales Manager</p> <p><b>Detroit, Michigan 48226</b> 726 Lafayette Bldg., 149 Michigan Ave., Phone 962-8398, A. L. Strom..... Sales Manager W. E. Myles..... Traveling Sales Representative</p> <p><b>Duluth, Minnesota 55802</b> 309 Alworth Bldg., Phone 727-6805, A. D. Phillippi, Jr..... City Passenger Agent J. E. Burns..... Sales Manager Union Depot, Phone 722-3517, S. L. Hudson..... Depot Ticket Agent</p> <p><b>Edmonds, Washington 98020</b> G. N. Passenger Station, Phone Prospect 8-2411 R. W. File..... Depot Ticket Agent</p> <p><b>Edmonton, Alberta</b> 511 Revillon Building, Phone Garden 4-4426, S. V. Yates..... Sales Manager</p> <p><b>Eugene, Oregon 97401</b> 115 Roberts Bldg., 338 West 11th Ave., Telephone 342-3318, B. E. Waugh..... Sales Manager</p> <p><b>Everett, Washington 98201</b> Freight and Passenger Station, 2900 Bond Street, Phone ALpine 9-7231, C. L. Carlson..... Sales Manager Passenger Station, Bond St., Phone ALpine 9-6153, L. J. Dierkhisning..... Depot Ticket Agent</p>
---	--


CONTINUED ON INSIDE BACK COVER

# GREAT NORTHERN RAILWAY

# SYSTEM TIME TABLE



October 30, 1966 - April 29, 1967



**EACH WAY, EVERY DAY BETWEEN  
CHICAGO AND THE PACIFIC NORTHWEST**

**INCOMPARABLE EMPIRE BUILDER  
AND MODERN WESTERN STAR**



# RAIL TRAVEL CARDS

QUICK AND EASY "CHARGE IT" SERVICE  
Your personal introduction wherever you travel!

Whether you travel for pleasure or business, you'll find a Rail Travel Credit Card convenient, easy-to-use, and there's no service charge.

Use your Rail Travel Card at all Great Northern ticket offices for rail and Pullman transportation, on trains for food and beverages.

FOR COMPLETE INFORMATION and application form WRITE  
**RAIL TRAVEL CREDIT AGENCY**  
436 Union Station,  
Chicago, Illinois 60606



## TABLE OF CONTENTS

Altitude of Stations.....	Page 2 and 3	Mail Boxes at Stations.....	Page 11
Baggage Handling Information.....	26	Map—Great Northern System and Connections.....	14 and 15
Bus Schedules (connecting service).....	16 and 17	Passenger Train Schedules—Detailed.....	6 thru 13
Condensed Schedules of Principal Passenger Trains.....	4 and 5	Rail—Credit Plan.....	2 and 23
Connecting Rail and Air Lines.....	18, 19 and 20	Railroad and Pullman Fares:	
Equipment of Passenger Trains.....	25	One-way and Round-Trip Rail Fares.....	20, 21 and 22
Free Baggage Cart Service.....	22	Pullman Sleeping Car Fares.....	23 and 24
Passenger Information.....	26	Parlor Car and Pullman Seat Fares.....	23
Great Northern Passenger and Freight Traffic Offices and Representatives.....	27 and 28	Coach Seat Charge—(Empire Builder).....	24
Index to Stations.....	2 and 3	Rent-A-Car Service.....	10 and 19
		Time Zones.....	26
		Transfer Service in Chicago.....	19

## SUGGESTIONS TO HELP YOU READ THIS TIME FOLDER

Locate your destination in STATION INDEX contained on pages 2 and 3. The numbers shown opposite each station indicate the TIME TABLES in which the train service to each station is shown.

Numbers shown opposite station names in certain time tables, as, for example, "Duluth 16, 19" refer to other time tables which show connecting or additional train service to such stations.

Time from 12:01 midnight to 12:00 noon is shown by LIGHT FACE figures; time from 12:01 noon to 12:00 midnight by BOLD FACE figures.

Connecting line train and bus schedules appear on pages 13, 16, 17, 18, 19 and 20.

STATIONS IN THIS INDEX APPEAR IN TIME TABLES PRINTED IN THIS FOLDER, BUT DO NOT COMPRISE ALL THE GREAT NORTHERN RAILWAY STATIONS  
Mixed train branch line service is not shown in this folder. For these schedules, consult the nearest Great Northern Agent or the Official Guide.

Table No.	Altitudes	Table No.	Altitudes	Table No.	Altitudes	Table No.	Altitudes	Table No.	Altitudes
<b>A</b>	Acme, Mont. 7 3617	Barnesville, Minn. 2 3 1025	Battle View, N. D. 5 1534	Bellingham, Wash. 13 15	Belton, Mont. 18 3574	Bemidji, Minn. 19 1351	Bena, Minn. 19 1311	Benghe, Wash. 18 14324	Bentley, Minn. 18 1471
	Aberdeen, S. D. 7 17	Bartlett, N. D. 3 1534	Battle View, N. D. 5 1534	Bellingham, Wash. 13 15	Belton, Mont. 18 3574	Bemidji, Minn. 19 1351	Bena, Minn. 19 1311	Benghe, Wash. 18 14324	Bentley, Minn. 18 1471
	Albany, Minn. 2 1201	Battle View, N. D. 5 1534	Bellingham, Wash. 13 15	Belton, Mont. 18 3574	Bemidji, Minn. 19 1351	Bena, Minn. 19 1311	Benghe, Wash. 18 14324	Bentley, Minn. 18 1471	Berthold, N. D. 4 5 2089
	Alderdale, Wash. 9 13	Battle View, N. D. 5 1534	Bellingham, Wash. 13 15	Belton, Mont. 18 3574	Bemidji, Minn. 19 1351	Bena, Minn. 19 1311	Benghe, Wash. 18 14324	Bentley, Minn. 18 1471	Berthold, N. D. 4 5 2089
	Alexandria, Minn. 9 1390	Battle View, N. D. 5 1534	Bellingham, Wash. 13 15	Belton, Mont. 18 3574	Bemidji, Minn. 19 1351	Bena, Minn. 19 1311	Benghe, Wash. 18 14324	Bentley, Minn. 18 1471	Berthold, N. D. 4 5 2089
	Amber, Wash. 13 13	Battle View, N. D. 5 1534	Bellingham, Wash. 13 15	Belton, Mont. 18 3574	Bemidji, Minn. 19 1351	Bena, Minn. 19 1311	Benghe, Wash. 18 14324	Bentley, Minn. 18 1471	Berthold, N. D. 4 5 2089
	Andover, Minn. 16 889	Battle View, N. D. 5 1534	Bellingham, Wash. 13 15	Belton, Mont. 18 3574	Bemidji, Minn. 19 1351	Bena, Minn. 19 1311	Benghe, Wash. 18 14324	Bentley, Minn. 18 1471	Berthold, N. D. 4 5 2089
	Angus, Minn. 3 875	Battle View, N. D. 5 1534	Bellingham, Wash. 13 15	Belton, Mont. 18 3574	Bemidji, Minn. 19 1351	Bena, Minn. 19 1311	Benghe, Wash. 18 14324	Bentley, Minn. 18 1471	Berthold, N. D. 4 5 2089
	Antelope, Mont. 21 2047	Battle View, N. D. 5 1534	Bellingham, Wash. 13 15	Belton, Mont. 18 3574	Bemidji, Minn. 19 1351	Bena, Minn. 19 1311	Benghe, Wash. 18 14324	Bentley, Minn. 18 1471	Berthold, N. D. 4 5 2089
	Argusville, N. D. 2 889	Battle View, N. D. 5 1534	Bellingham, Wash. 13 15	Belton, Mont. 18 3574	Bemidji, Minn. 19 1351	Bena, Minn. 19 1311	Benghe, Wash. 18 14324	Bentley, Minn. 18 1471	Berthold, N. D. 4 5 2089
	Argyle, Minn. 3 850	Battle View, N. D. 5 1534	Bellingham, Wash. 13 15	Belton, Mont. 18 3574	Bemidji, Minn. 19 1351	Bena, Minn. 19 1311	Benghe, Wash. 18 14324	Bentley, Minn. 18 1471	Berthold, N. D. 4 5 2089
	Armington, Mont. 18 3557	Battle View, N. D. 5 1534	Bellingham, Wash. 13 15	Belton, Mont. 18 3574	Bemidji, Minn. 19 1351	Bena, Minn. 19 1311	Benghe, Wash. 18 14324	Bentley, Minn. 18 1471	Berthold, N. D. 4 5 2089
	Arvilla, N. D. 5 1019	Battle View, N. D. 5 1534	Bellingham, Wash. 13 15	Belton, Mont. 18 3574	Bemidji, Minn. 19 1351	Bena, Minn. 19 1311	Benghe, Wash. 18 14324	Bentley, Minn. 18 1471	Berthold, N. D. 4 5 2089
	Asbury, Minn. 19 1045	Battle View, N. D. 5 1534	Bellingham, Wash. 13 15	Belton, Mont. 18 3574	Bemidji, Minn. 19 1351	Bena, Minn. 19 1311	Benghe, Wash. 18 14324	Bentley, Minn. 18 1471	Berthold, N. D. 4 5 2089
	Ashland, Ore. 15 15	Battle View, N. D. 5 1534	Bellingham, Wash. 13 15	Belton, Mont. 18 3574	Bemidji, Minn. 19 1351	Bena, Minn. 19 1311	Benghe, Wash. 18 14324	Bentley, Minn. 18 1471	Berthold, N. D. 4 5 2089
	Askov, Minn. 18 1163	Battle View, N. D. 5 1534	Bellingham, Wash. 13 15	Belton, Mont. 18 3574	Bemidji, Minn. 19 1351	Bena, Minn. 19 1311	Benghe, Wash. 18 14324	Bentley, Minn. 18 1471	Berthold, N. D. 4 5 2089
	Atwater, Minn. 11 1292	Battle View, N. D. 5 1534	Bellingham, Wash. 13 15	Belton, Mont. 18 3574	Bemidji, Minn. 19 1351	Bena, Minn. 19 1311	Benghe, Wash. 18 14324	Bentley, Minn. 18 1471	Berthold, N. D. 4 5 2089
	Auburn, Wash. 12 100	Battle View, N. D. 5 1534	Bellingham, Wash. 13 15	Belton, Mont. 18 3574	Bemidji, Minn. 19 1351	Bena, Minn. 19 1311	Benghe, Wash. 18 14324	Bentley, Minn. 18 1471	Berthold, N. D. 4 5 2089
	Aurora, Ill. 2 650	Battle View, N. D. 5 1534	Bellingham, Wash. 13 15	Belton, Mont. 18 3574	Bemidji, Minn. 19 1351	Bena, Minn. 19 1311	Benghe, Wash. 18 14324	Bentley, Minn. 18 1471	Berthold, N. D. 4 5 2089
	Avery, Wash. 13 13	Battle View, N. D. 5 1534	Bellingham, Wash. 13 15	Belton, Mont. 18 3574	Bemidji, Minn. 19 1351	Bena, Minn. 19 1311	Benghe, Wash. 18 14324	Bentley, Minn. 18 1471	Berthold, N. D. 4 5 2089
	Avon, Minn. 2 1132	Battle View, N. D. 5 1534	Bellingham, Wash. 13 15	Belton, Mont. 18 3574	Bemidji, Minn. 19 1351	Bena, Minn. 19 1311	Benghe, Wash. 18 14324	Bentley, Minn. 18 1471	Berthold, N. D. 4 5 2089
	Aylmer, N. D. 4 1582	Battle View, N. D. 5 1534	Bellingham, Wash. 13 15	Belton, Mont. 18 3574	Bemidji, Minn. 19 1351	Bena, Minn. 19 1311	Benghe, Wash. 18 14324	Bentley, Minn. 18 1471	Berthold, N. D. 4 5 2089
		Battle View, N. D. 5 1534	Bellingham, Wash. 13 15	Belton, Mont. 18 3574	Bemidji, Minn. 19 1351	Bena, Minn. 19 1311	Benghe, Wash. 18 14324	Bentley, Minn. 18 1471	Berthold, N. D. 4 5 2089
		Battle View, N. D. 5 1534	Bellingham, Wash. 13 15	Belton, Mont. 18 3574	Bemidji, Minn. 19 1351	Bena, Minn. 19 1311	Benghe, Wash. 18 14324	Bentley, Minn. 18 1471	Berthold, N. D. 4 5 2089
		Battle View, N. D. 5 1534	Bellingham, Wash. 13 15	Belton, Mont. 18 3574	Bemidji, Minn. 19 1351	Bena, Minn. 19 1311	Benghe, Wash. 18 14324	Bentley, Minn. 18 1471	Berthold, N. D. 4 5 2089
		Battle View, N. D. 5 1534	Bellingham, Wash. 13 15	Belton, Mont. 18 3574	Bemidji, Minn. 19 1351	Bena, Minn. 19 1311	Benghe, Wash. 18 14324	Bentley, Minn. 18 1471	Berthold, N. D. 4 5 2089
		Battle View, N. D. 5 1534	Bellingham, Wash. 13 15	Belton, Mont. 18 3574	Bemidji, Minn. 19 1351	Bena, Minn. 19 1311	Benghe, Wash. 18 14324	Bentley, Minn. 18 1471	Berthold, N. D. 4 5 2089
		Battle View, N. D. 5 1534	Bellingham, Wash. 13 15	Belton, Mont. 18 3574	Bemidji, Minn. 19 1351	Bena, Minn. 19 1311	Benghe, Wash. 18 14324	Bentley, Minn. 18 1471	Berthold, N. D. 4 5 2089
		Battle View, N. D. 5 1534	Bellingham, Wash. 13 15	Belton, Mont. 18 3574	Bemidji, Minn. 19 1351	Bena, Minn. 19 1311	Benghe, Wash. 18 14324	Bentley, Minn. 18 1471	Berthold, N. D. 4 5 2089
		Battle View, N. D. 5 1534	Bellingham, Wash. 13 15	Belton, Mont. 18 3574	Bemidji, Minn. 19 1351	Bena, Minn. 19 1311	Benghe, Wash. 18 14324	Bentley, Minn. 18 1471	Berthold, N. D. 4 5 2089
		Battle View, N. D. 5 1534	Bellingham, Wash. 13 15	Belton, Mont. 18 3574	Bemidji, Minn. 19 1351	Bena, Minn. 19 1311	Benghe, Wash. 18 14324	Bentley, Minn. 18 1471	Berthold, N. D. 4 5 2089
		Battle View, N. D. 5 1534	Bellingham, Wash. 13 15	Belton, Mont. 18 3574	Bemidji, Minn. 19 1351	Bena, Minn. 19 1311	Benghe, Wash. 18 14324	Bentley, Minn. 18 1471	Berthold, N. D. 4 5 2089
		Battle View, N. D. 5 1534	Bellingham, Wash. 13 15	Belton, Mont. 18 3574	Bemidji, Minn. 19 1351	Bena, Minn. 19 1311	Benghe, Wash. 18 14324	Bentley, Minn. 18 1471	Berthold, N. D. 4 5 2089
		Battle View, N. D. 5 1534	Bellingham, Wash. 13 15	Belton, Mont. 18 3574	Bemidji, Minn. 19 1351	Bena, Minn. 19 1311	Benghe, Wash. 18 14324	Bentley, Minn. 18 1471	Berthold, N. D. 4 5 2089
		Battle View, N. D. 5 1534	Bellingham, Wash. 13 15	Belton, Mont. 18 3574	Bemidji, Minn. 19 1351	Bena, Minn. 19 1311	Benghe, Wash. 18 14324	Bentley, Minn. 18 1471	Berthold, N. D. 4 5 2089
		Battle View, N. D. 5 1534	Bellingham, Wash. 13 15	Belton, Mont. 18 3574	Bemidji, Minn. 19 1351	Bena, Minn. 19 1311	Benghe, Wash. 18 14324	Bentley, Minn. 18 1471	Berthold, N. D. 4 5 2089
		Battle View, N. D. 5 1534	Bellingham, Wash. 13 15	Belton, Mont. 18 3574	Bemidji, Minn. 19 1351	Bena, Minn. 19 1311	Benghe, Wash. 18 14324	Bentley, Minn. 18 1471	Berthold, N. D. 4 5 2089
		Battle View, N. D. 5 1534	Bellingham, Wash. 13 15	Belton, Mont. 18 3574	Bemidji, Minn. 19 1351	Bena, Minn. 19 1311	Benghe, Wash. 18 14324	Bentley, Minn. 18 1471	Berthold, N. D. 4 5 2089
		Battle View, N. D. 5 1534	Bellingham, Wash. 13 15	Belton, Mont. 18 3574	Bemidji, Minn. 19 1351	Bena, Minn. 19 1311	Benghe, Wash. 18 14324	Bentley, Minn. 18 1471	Berthold, N. D. 4 5 2089
		Battle View, N. D. 5 1534	Bellingham, Wash. 13 15	Belton, Mont. 18 3574	Bemidji, Minn. 19 1351	Bena, Minn. 19 1311	Benghe, Wash. 18 14324	Bentley, Minn. 18 1471	Berthold, N. D. 4 5 2089
		Battle View, N. D. 5 1534	Bellingham, Wash. 13 15	Belton, Mont. 18 3574	Bemidji, Minn. 19 1351	Bena, Minn. 19 1311	Benghe, Wash. 18 14324	Bentley, Minn. 18 1471	Berthold, N. D. 4 5 2089
		Battle View, N. D. 5 1534	Bellingham, Wash. 13 15	Belton, Mont. 18 3574	Bemidji, Minn. 19 1351	Bena, Minn. 19 1311	Benghe, Wash. 18 14324	Bentley, Minn. 18 1471	Berthold, N. D. 4 5 2089
		Battle View, N. D. 5 1534	Bellingham, Wash. 13 15	Belton, Mont. 18 3574	Bemidji, Minn. 19 1351	Bena, Minn. 19 1311	Benghe, Wash. 18 14324	Bentley, Minn. 18 1471	Berthold, N. D. 4 5 2089
		Battle View, N. D. 5 1534	Bellingham, Wash. 13 15	Belton, Mont. 18 3574	Bemidji, Minn. 19 1351	Bena, Minn. 19 1311	Benghe, Wash. 18 14324	Bentley, Minn. 18 1471	Berthold, N. D. 4 5 2089
		Battle View, N. D. 5 1534	Bellingham, Wash. 13 15	Belton, Mont. 18 3574	Bemidji, Minn. 19 1351	Bena, Minn. 19 1311	Benghe, Wash. 18 14324	Bentley, Minn. 18 1471	Berthold, N. D. 4 5 2089
		Battle View, N. D. 5 1534	Bellingham, Wash. 13 15	Belton, Mont. 18 3574	Bemidji, Minn. 19 1351	Bena, Minn. 19 1311	Benghe, Wash. 18 14324	Bentley, Minn. 18 1471	Berthold, N. D. 4 5 2089
		Battle View, N. D. 5 1534	Bellingham, Wash. 13 15	Belton, Mont. 18 3574	Bemidji, Minn. 19 1351	Bena, Minn. 19 1311	Benghe, Wash. 18 14324	Bentley, Minn. 18 1471	Berthold, N. D. 4 5 2089
		Battle View, N. D. 5 1534	Bellingham, Wash. 13 15	Belton, Mont. 18 3574	Bemidji, Minn. 19 1351	Bena, Minn. 19 1311	Benghe, Wash. 18 14324	Bentley, Minn. 18 1471	Berthold, N. D. 4 5 2089
		Battle View, N. D. 5 1534	Bellingham, Wash. 13 15	Belton, Mont. 18 3574	Bemidji, Minn. 19 1351	Bena, Minn. 19 1311	Benghe, Wash. 18 14324	Bentley, Minn. 18 1471	Berthold, N. D. 4 5 2089
		Battle View, N. D. 5 1534	Bellingham, Wash. 13 15	Belton, Mont. 18 3574	Bemidji, Minn. 19 1351	Bena, Minn. 19 1311	Benghe, Wash. 18 14324	Bentley, Minn. 18 1471	Berthold, N. D. 4 5 2089
		Battle View, N. D. 5 1534	Bellingham, Wash. 13 15	Belton, Mont. 18 3574	Bemidji, Minn. 19 1351	Bena, Minn. 19 1311	Benghe, Wash. 18 14324	Bentley, Minn. 18 1471	Berthold, N. D. 4 5 2089
		Battle View, N. D. 5 1534	Bellingham, Wash. 13 15	Belton, Mont. 18 3574	Bemidji, Minn. 19 1351	Bena, Minn. 19 1311	Benghe, Wash. 18 14324	Bentley, Minn. 18 1471	Berthold, N. D. 4 5 2089
		Battle View, N. D. 5 1534	Bellingham, Wash. 13 15	Belton, Mont. 18 3574	Bemidji, Minn. 19 1351	Bena, Minn. 19 1311	Benghe, Wash. 18 14324	Bentley, Minn. 18 1471	Berthold, N. D. 4 5 2089
		Battle View, N. D. 5 1534	Bellingham, Wash. 13 15	Belton, Mont. 18 3574	Bemidji, Minn. 19 1351	Bena, Minn. 19 1311	Benghe, Wash. 18 14324	Bentley, Minn. 18 1471	Berthold, N. D. 4 5 2089
		Battle View, N. D. 5 1534	Bellingham, Wash. 13 15	Belton, Mont. 18 3574	Bemidji, Minn. 19 1351	Bena, Minn. 19 1311	Benghe, Wash. 18 14324	Bentley, Minn. 18 1471	Berthold, N. D. 4 5 2089
		Battle View, N. D. 5 1534	Bellingham, Wash. 13 15	Belton, Mont. 18 3574	Bemidji, Minn. 19 1351	Bena, Minn. 19 1311	Benghe, Wash. 18 14324	Bentley, Minn. 18 1471	Berthold, N. D. 4 5 2089
		Battle View, N. D. 5 1534	Bellingham, Wash. 13 15	Belton, Mont. 18 3574	Bemidji, Minn. 19 1351	Bena, Minn. 19 1311	Benghe, Wash. 18 14324	Bentley, Minn. 18 1471	Berthold, N. D. 4 5 2089
		Battle View, N. D. 5 1534	Bellingham, Wash. 13 15	Belton, Mont. 18 3574	Bemidji, Minn. 19 1351	Bena, Minn. 19 1311	Benghe, Wash. 18 14324	Bentley, Minn. 18 1471	Berthold, N. D. 4 5 2089
		Battle View, N. D. 5 1534	Bellingham, Wash. 13 15	Belton, Mont. 18 3574	Bemidji, Minn. 19 1351	Bena, Minn. 19 1311	Benghe, Wash. 18 14324	Bentley, Minn. 18 1471	Berthold, N. D. 4 5 2089
		Battle View, N. D. 5 1534	Bellingham, Wash. 13 15	Belton, Mont. 18 3574	Bemidji, Minn				



Incomparable EMPIRE BUILDER

Detailed Schedules Begin on Page 6, Table 1

West—Read Down East—Read Up

Table with columns for Empire Builder 31 and 32, Miles, Central Standard Time, and Example by days. Includes routes like Burlington Route and Great Northern Railway.

\*Conditional stop. See Tables 6 and 8. †Westbound Empire Builder and Western Star will stop to discharge revenue passengers.

For connections to and from California see Table 15.

WESTERN STAR

Detailed Schedules Begin on Pages 6 and 7, Tables 1 and 2

West—Read Down East—Read Up

Table with columns for Western Star 47 and 48, C.B.&Q. Zephyr 24, and Example by days. Includes routes like Burlington Route and Great Northern Railway.

\*The Western Star stops at Glacier Park and Belton, eastern and western rail entrances to Glacier National Park, mid June thru mid September.

★Equipment for these trains shown on page 25.

The RED RIVER

BETWEEN ST. PAUL-MINNEAPOLIS-FARGO

Detailed Schedule on Pages 6 and 7, Table 1 and 2

Read Down Read Up

Table with columns for 11 Daily, Central Standard Time, and 14 Daily. Includes stations like St. Paul, Minneapolis, and Fargo.

The WINNIPEG LIMITED

BETWEEN ST. PAUL-MINNEAPOLIS-WINNIPEG

Detailed Schedule on Page 7, Tables 2 and 3

Read Down Read Up

Table with columns for 7 Daily, Central Standard Time, and 8 Daily. Includes stations like St. Paul, Minneapolis, and Winnipeg.

PACIFIC COAST LINE TRAINS

BETWEEN SEATTLE, TACOMA AND PORTLAND

Detailed Schedule on Page 12, Table 12

Read Down Read Up

Table with columns for U.P., G.N., N.P., Union Station, and Pacific Standard Time. Includes stations like Seattle, Tacoma, and Portland.

The GOPHER AND THE BADGER

BETWEEN ST. PAUL-MINNEAPOLIS-SUPERIOR-DULUTH

Detailed Schedule on Page 16, Table 16

Read Down Read Up

Table with columns for Gopher 20, Badger 24, Central Standard Time, Badger 23, and Gopher 19. Includes stations like St. Paul, Minneapolis, and Duluth.

The INTERNATIONALS

BETWEEN VANCOUVER, B. C., AND SEATTLE, WASH.

Detailed Schedule on Page 12, Table 11

Read Down Read Up

Table with columns for Streamlined Internationals 360 and 358, Pacific Standard Time, and Streamlined Internationals 357 and 359. Includes stations like Seattle and Vancouver.

TRAINS 3 and 4

BETWEEN ST. PAUL-MINNEAPOLIS-MINOT AND HAVRE-GREAT FALLS-SHELBY

Detailed Schedules Begin on Page 7, Table 2

West—Read Down East—Read Up

Table with columns for C.B.&Q. 47 and 48, Burlington Route, Great Northern Railway, and Mountain Standard Time. Includes stations like St. Paul, Minneapolis, and Great Falls.

f—Flag stop for revenue passengers. ▲—Conditional stop. Equipment for trains on this page shown on page 25.



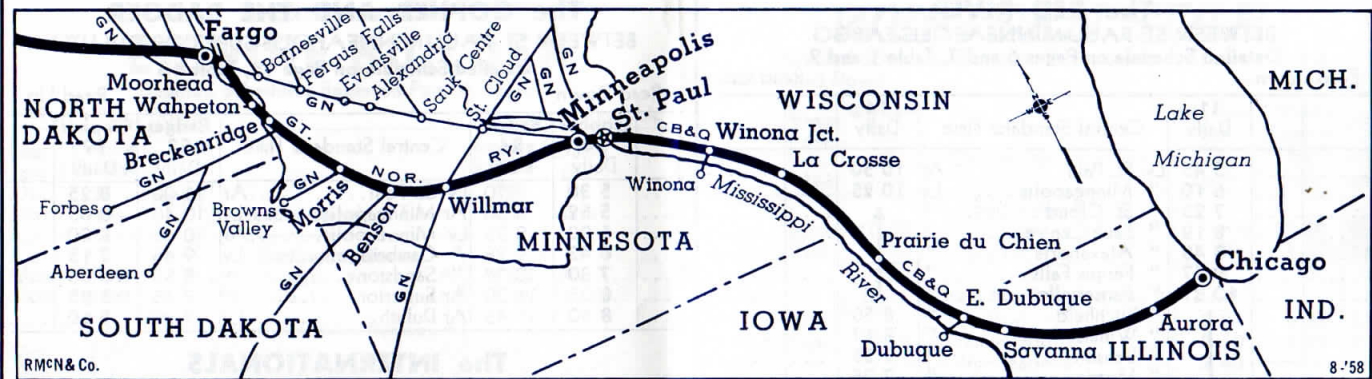


Table 1: Train schedule for Westbound and Eastbound routes. Includes columns for train names (e.g., Burlington Route, Great Northern Ry.), departure times, and distances. Includes footnotes for stops and services.

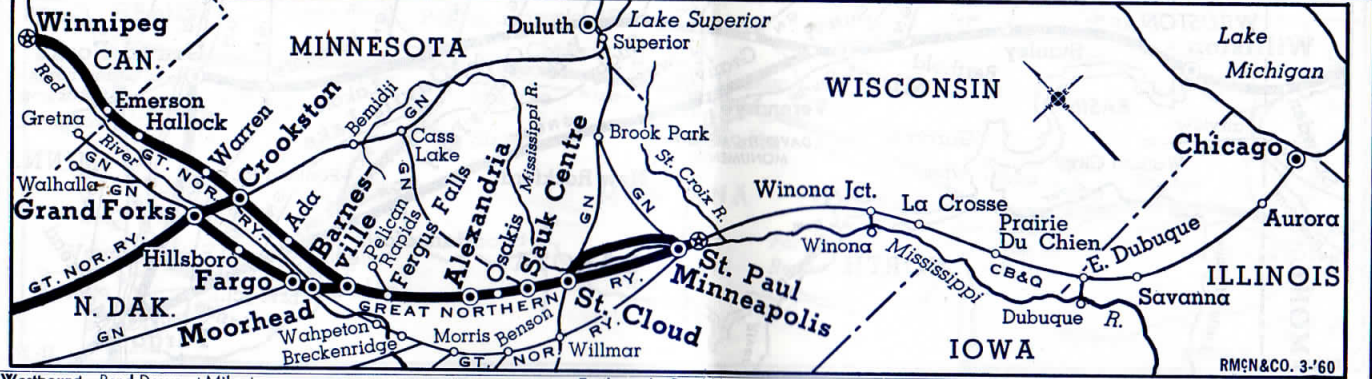


Table 2 and Table 3: Train schedules for routes via St. Cloud and St. Paul. Includes columns for train names, departure times, and distances. Includes footnotes for stops and services.

24 BLACKFOOT INDIAN PORTRAITS IN NEW FULL-COLOR PORTFOLIO. Carefully selected from famous paintings by the late Winold Reiss. Vividly portray the dress the character of this great tribe on 9"x12" sheets suitable for framing. Portfolio includes 12-page Blackfoot tribal history by Dr. Claude E. Schaeffer, noted authority on American Indians - - - \$2.00. ST. PAUL BOOK & STATIONERY CO. Corner Sixth & Cedar • St. Paul, Minnesota 55101



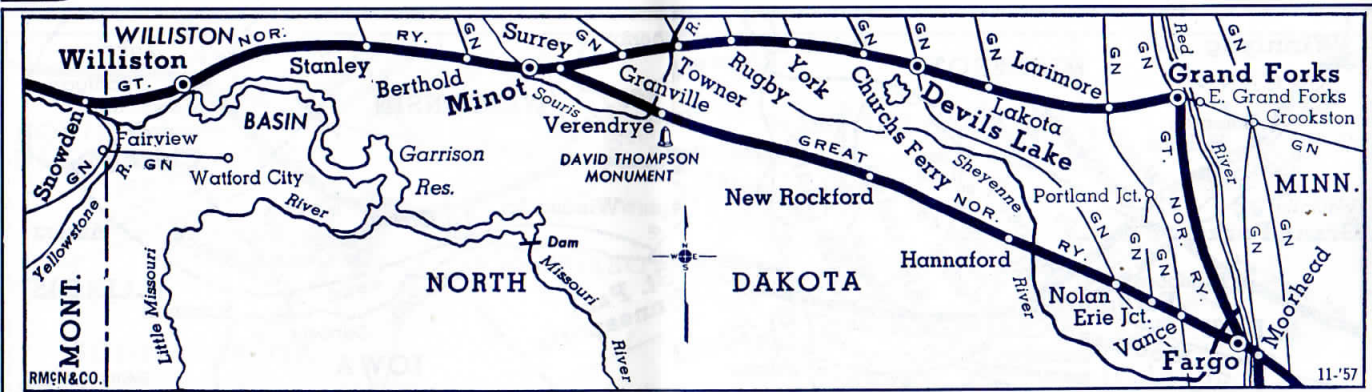


Table 4: Westbound—Read Down and Eastbound—Read Up schedules for the northern route. Includes columns for Western Star, Empire Builder, and Dakota lines with departure times and mileages.

Legend for Table 4: F—Flag stop for revenue passengers. Newsstand and Lunch Room in station. Conditional stop. David Thompson Monument. No checked baggage carried on Empire Builder to or from New Rockford, North Dakota. Interstate Transportation Bus Co. Railway tickets honored. Bus stops on U. S. Highway. To St. Paul see Table 2, page 7.

Time from 12:01 midnight to 12:00 noon shown in light face type; time from 12:01 noon to 12:00 midnight shown in heavy face type.

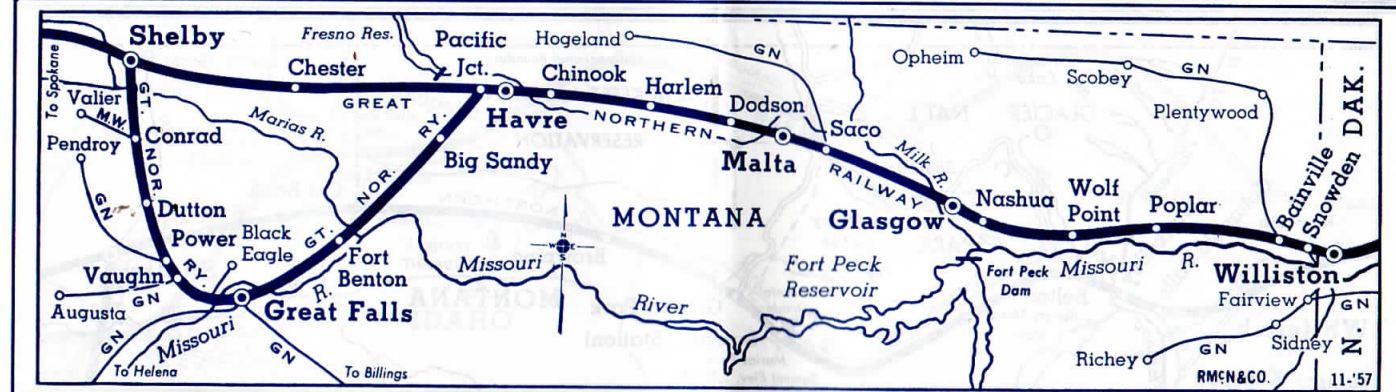


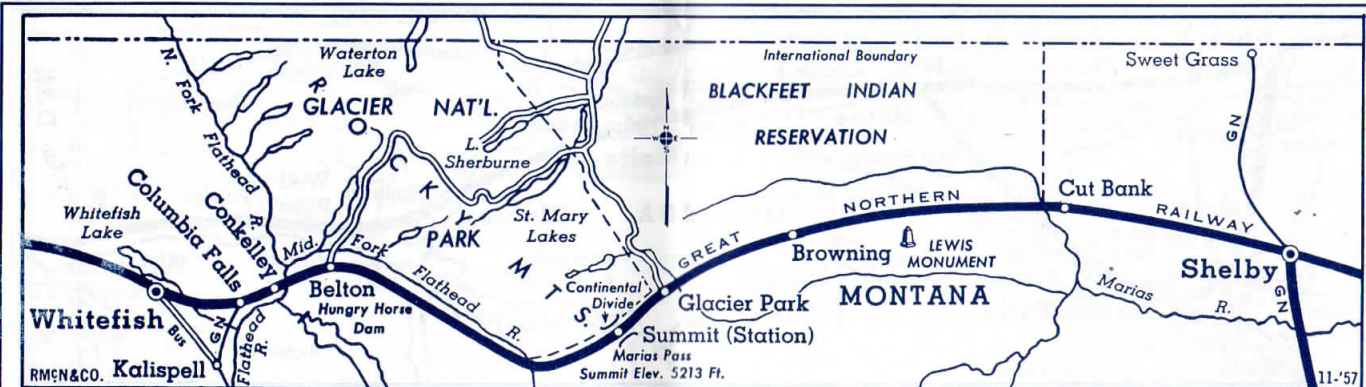
Table 6: Westbound—Read Down and Eastbound—Read Up schedules for the southern route. Includes columns for Western Star, Empire Builder, and Dakota lines with departure times and mileages.

Legend for Table 6: G. N. Motor Bus connection with Nos. 31 and 32 Empire Builder. See complete schedule on Table 7. No checked baggage carried on Empire Builder to or from Malta, Montana. Stops to receive or discharge revenue passengers to or from Minneapolis and East, and to or from Spokane and West. Stops to receive or discharge revenue passengers to or from Minot and East, and to or from Spokane and West. Station Lunch Room and News stand. Miles via Great Falls. Buses do not always arrive at or depart from G. N. Passenger Stations. Consult Agent. Railway tickets honored. Rail-Auto service available at this point. Intermountain Transportation Company. Railway tickets honored.

Time from 12:01 midnight to 12:00 noon shown in light face type; time from 12:01 noon to 12:00 midnight shown in heavy face type.







**FUN? See GLACIER National Park in the Montana Rockies**  
**WESTERN STAR** stops daily  
 Mid-June thru Mid-September each way  
 Between Chicago and Seattle-Portland

Westbound—Read Down				Eastbound—Read Up			
Western Star	Empire Builder	Miles from St. Paul		Empire Builder	Western Star	Miles from Seattle	
27 Daily	31 Daily			32 Daily	28 Daily		
5 10	2 38	1028	Lv Shelby 6, 7	754	9 45	6 06	
5 40	3 15	1041	Ar Ethridge	741			
5 45	3 15	1052	Ar Cut Bank	730	9 15	5 35	
		1052	Lv Cut Bank	730	9 15	5 30	
		1062	" Sundance	720			
		1079	" Blackfoot	703			
6 27		1086	" Browning	696		4 52	
		1092	" Triple Divide	690			
f 6 48		1100	Ar Glacier Park	682	f 4 29		
		1102	Lv Bison	680			
		1105	" Rising Wolf	677			
		1112	" Summit	670			
		1118	" Blacktail	664			
		1126	" Nimrod	656			
f 7 44		1130	" Essex	652	f 3 23		
		1135	" Pinnacle	647			
		1146	" Red Eagle	636			
f 8 25		1156	Ar Belton	626	f 2 40		
		1164	" Coram	618	f 2 27		
		1169	" Conkelly	613			
		1171	" Columbia Falls	611		2 15	
9 00	6 20	1179	Ar Whitefish 9	603		2 00	

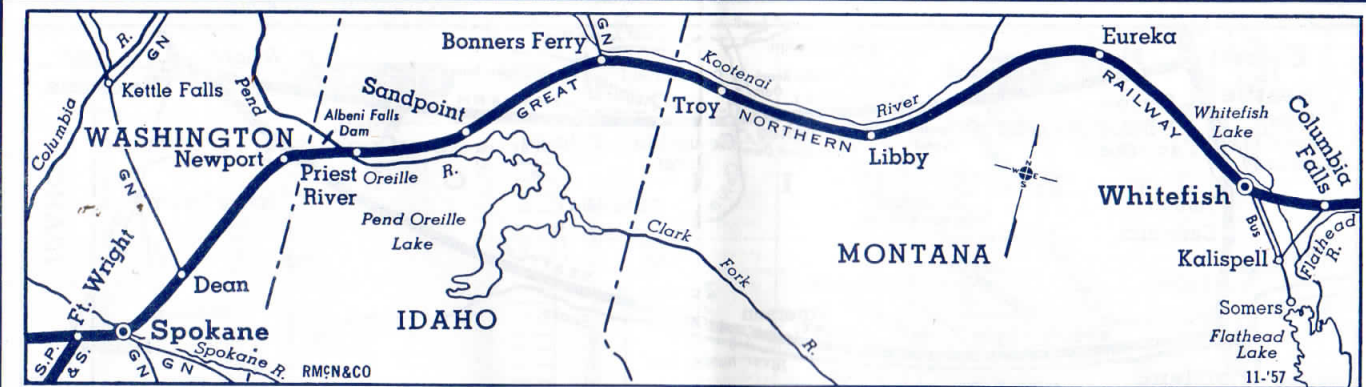
**MORE Dome Seats! MORE Scenic Miles! on the Incomparable EMPIRE BUILDER**  
 Between Chicago-Seattle-Portland via St. Paul-Minneapolis-Spokane

f—Flag stop for revenue passengers.  
 RA—Rail-Auto service available at this point.  
 a—Stops to receive or discharge revenue passengers from Williston and east and Spokane and west where trains 31 and 32 are scheduled to stop.  
 b—Stops at Glacier Park and Belton to receive or discharge revenue passengers. Havre and east or Spokane and west where scheduled to stop.  
 c—Western Star only stops at Glacier Park and Belton daily during park season Mid June through Mid September.  
 d—Schedules for connecting bus service between Whitefish and Kalispell, Montana, shown below.

BUS SERVICE BETWEEN WHITEFISH AND KALISPELL, MONTANA							
Southbound—Read Down				Northbound—Read Up			
6 30	1 55	9 20	6 10	Miles	Lv Whitefish	Ar	5 50
				0	8 55	1 30	6 10
				13	Ar Kalispell	Lv	5 15
					8 20	12 55	5 35

More people by far...use  
**HERTZ**  
 Rent a car  
 Take the train—rent a HERTZ car there!

**Ski... THE BIG MOUNTAIN at Whitefish, Montana**  
 Choose your action 20 minutes from trackside—a 3-mile dash from the top to a short schuss on the beginners' hill. Over 20 miles of open slopes and trails—lifts totaling nearly 3,500 vertical feet handle more than 1,200 skiers per hour. In-town, Lodge or Chalet lodging.  
**Go Great! Go Fast! Go Direct!**  
 Incomparable Empire Builder and Western Star



**STATION MAIL BOXES**  
 For Your Convenience  
 Listed below are stations where U. S. mail (drop letter) boxes are conveniently located. Each passing mail train picks up mail from these boxes.  
 Stations starred (\*) have separate boxes for east and westbound mail.

Westbound—Read Down				Eastbound—Read Up			
Western Star	Empire Builder	Miles from St. Paul		Empire Builder	Western Star	Miles from Seattle	
27 Daily	31 Daily			32 Daily	28 Daily		
9 10	6 25	1179	Lv Whitefish 8	603	6 00	1 45	
		1184	Lv Vista	598			
		1191	" Lupfer	591			
f 9 32		1196	" Olney	586	f 1 25		
		1202	" Radnor	580			
f 9 48		1209	" Stryker	573	f 1 07		
f 9 55		1215	" Trego	567	f 12 58		
f 10 05		1220	" Fortine	562	f 12 51		
		1226	" Tobacco	556			
10 23		1231	" Eureka	551	12 34		
f 10 35		1240	" Rexford	542	f 12 19		
		1251	" Stonehill	531			
		1262	" Ural	520			
		1267	" Volcour	515			
		1275	" Yarnell	507			
		1288	" Ripley	494			
11 40	8 42	1295	" Libby	487	11 12		
		1306	" Kootenai Falls	476			
12 01	9 05	1314	Ar Troy	468	10 43		

Pacific Standard Time  
 Westbound passengers set watches back, Eastbound ahead one hour  
 GREAT DOMESTIC—Coach Seat Charge on Great Northern  
 GREAT DOMESTIC—Coach Seat Charge on Great Northern  
 Pacific Standard Time  
 Westbound passengers set watches back, Eastbound ahead one hour  
 GREAT DOMESTIC—Coach Seat Charge on Great Northern  
 GREAT DOMESTIC—Coach Seat Charge on Great Northern

New Indian Portraits!  
**Great Northern Playing Cards**  
 Single Decks 80¢  
 Bridge Sets \$1.60

**REFERENCE MARKS**  
 ①—Schedule for connecting bus service between Whitefish and Kalispell shown on page 10.  
 ②—Stops to receive and discharge revenue passengers from Minot and points east, and to Spokane and points west where these trains are scheduled to stop.  
 f—Flag stop for revenue passengers.  
 RA—Restaurant and news stand in station.  
 RA—Rail-Auto Service available at this point.



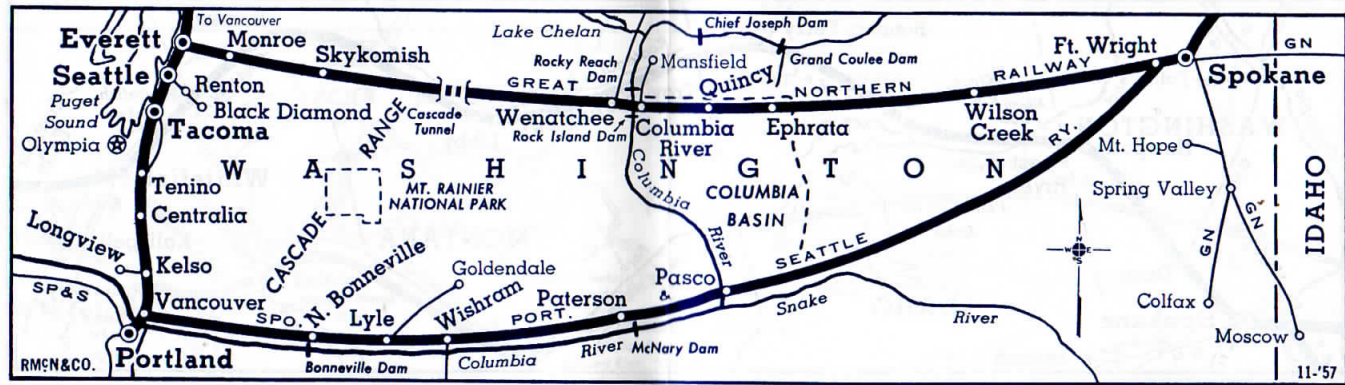


Table 10: Pacific Standard Time. Table 11: Pacific Standard Time. Table 12: Pacific Standard Time. Includes columns for Western Star, Empire Builder, and Miles from St. Paul.

Table 13: Pacific Standard Time. Table 14: Pacific Standard Time. Table 15: Pacific Standard Time. Includes columns for Western Star, Empire Builder, and Miles.

FOOTNOTES FOR TABLES 10, 11 AND 12 WILL BE FOUND ON PAGE 13.

Time from 12:01 midnight to 12:00 noon shown in light face type; time from 12:01 noon to 12:00 midnight shown in heavy face type.

Table 13: Pacific Standard Time. Table 14: Pacific Standard Time. Table 15: Pacific Standard Time. Includes columns for Western Star, Empire Builder, and Miles.

Table 15: Pacific Standard Time. Includes columns for Cascade, #9, @11, @12, and #10.

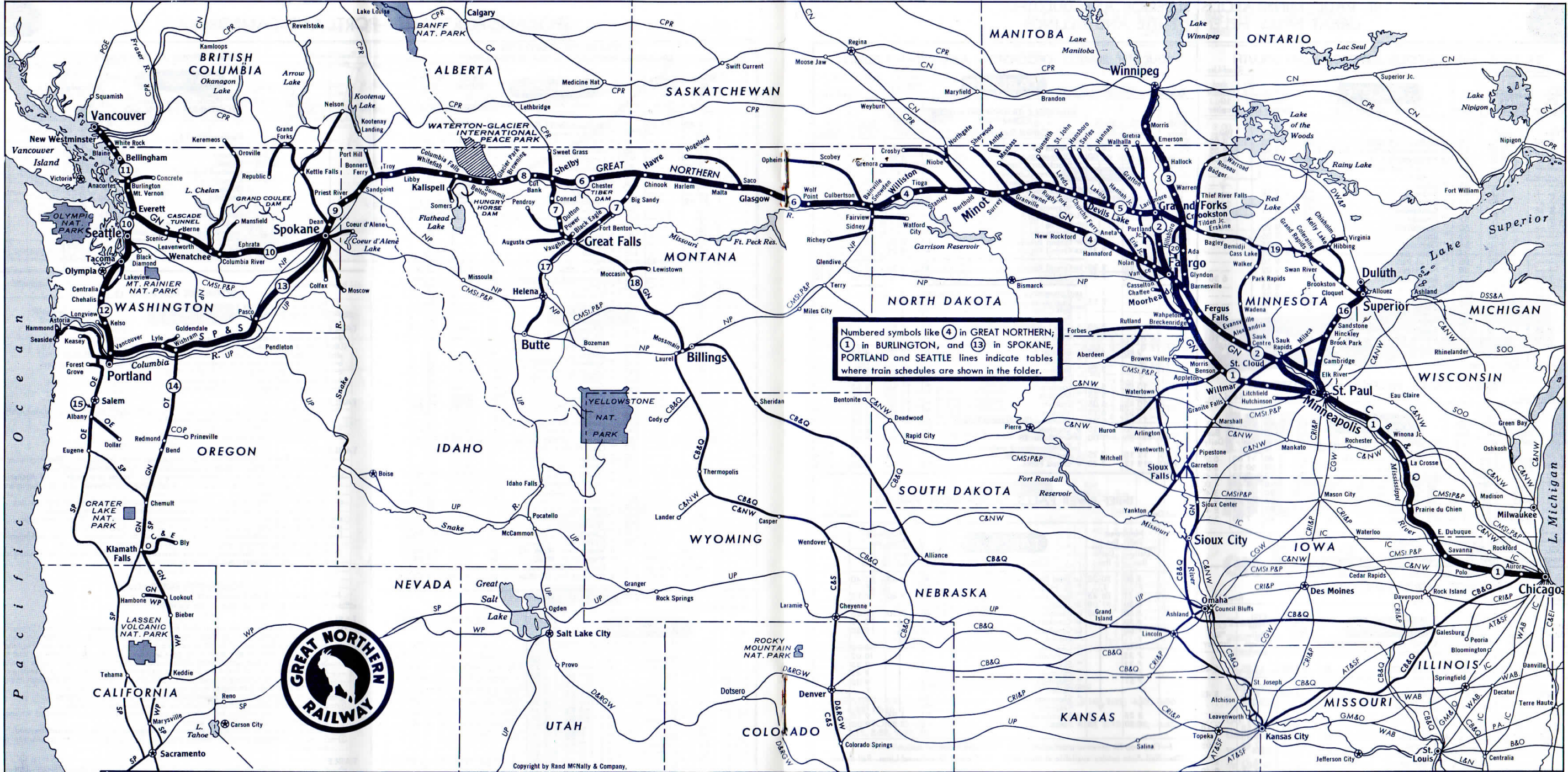
FOOTNOTES FOR PAGE 12 and FOOTNOTES FOR PAGE 13. Includes instructions for flag stops, revenue passengers, and connections.

Table 14: Pacific Standard Time. Table 15: Pacific Standard Time. Includes columns for Western Star, Empire Builder, and Miles.

FOOTNOTES FOR TABLES 14 AND 15 WILL BE FOUND ON PAGE 13.

Time from 12:01 midnight to 12:00 noon shown in light face type; time from 12:01 noon to 12:00 midnight shown in heavy face type.






Numbered symbols like ④ in GREAT NORTHERN; ① in BURLINGTON, and ⑬ in SPOKANE, PORTLAND and SEATTLE lines indicate tables where train schedules are shown in the folder.



Copyright by Rand McNally & Company.



PROFILE OF THE GREAT NORTHERN RAILWAY'S TRANSCONTINENTAL ROUTE BETWEEN CHICAGO, ST. PAUL, MINNEAPOLIS AND SEATTLE-PORTLAND.



ST. PAUL, MINNEAPOLIS, SUPERIOR AND DULUTH— GREAT FALLS, HELENA, BUTTE AND BILLINGS

ST. PAUL, MINNEAPOLIS, SUPERIOR AND DULUTH. TABLE 16. Central Standard Time. Daily 20 Gopher, Daily 24 Badger, Daily 23 Badger, Daily 19 Gopher.

GREAT FALLS, HELENA AND BUTTE. TABLE 17. Mountain Standard Time. IMT Bus Daily, CGL Bus Daily, IMT Bus Daily, CGL Bus Daily, IMT Bus Daily, CGL Bus Daily.

IMT—Intermountain Transportation Company. CGL—Central Greyhound Lines. Buses arrive and leave from Bus Depots. Rail tickets honored.

BILLINGS, LEWISTOWN, GREAT FALLS. TABLE 18. Central Greyhound Lines. CGL Bus Sunday, CGL Bus Daily, CGL Bus Ex. Sun., CGL Bus Daily, CGL Bus Ex. Sun., CGL Bus Sunday.

DULUTH, BEMIDJI, CROOKSTON AND GRAND FORKS. TABLE 19. Triangle Transportation Company. BUS Daily, IBUS Daily, IBUS Daily, BUS Daily, BUS Daily.

THIEF RIVER FALLS, CROOKSTON, FARGO. TABLE 20. Northwest Trails, Inc. Daily Bus, Daily Bus, Daily Bus, Daily Bus.

f—Flag stop for revenue passengers. L—Lunchroom in station. R—Rail-Auto service available at this point. C—Central Greyhound Lines. Rail tickets honored.

XPassengers routed via Great Northern between Duluth and Grand Forks may exchange rail tickets for bus tickets via Central Greyhound Lines and Triangle Transportation Co.

Time from 12:01 midnight to 12:00 noon shown in light face type; time from 12:01 noon to 12:00 midnight shown in heavy face type.

BUS SCHEDULES (CONNECTING SERVICE) STANDARD TIME

WILLISTON, CULBERTSON AND SCOBEY. TABLE 21. Mountain Time. GN Bus Ex. Sun., Miles, GN Bus Ex. Sun.

SPOKANE-COLFAX AND MOSCOW. Operated by Western Greyhound Lines. Great Northern Rail Tickets Not Honored.

TABLE 24. SPOKANE - COLVILLE - KETTLE FALLS - NORTHPORT - TRAIL - NELSON. Operated by Western Greyhound Lines. Great Northern Rail Tickets Not Honored.

TABLE 25. WASHINGTON STATE FERRIES BETWEEN SEATTLE AND BREMERTON. Bus 2974 Daily Ex. Sun., Bus 2972 Daily, Miles, Bus 2973 Daily Ex. Sun., Bus 2971 Daily.

LAKE CHELAN BOAT COMPANY. Sun., Mon., Wed., Fri., Pacific Standard Time, Sun., Mon., Wed., Fri.

NOTE: No Sunday service from November 1 to April 15.

Time from 12:01 midnight to 12:00 noon shown in light face type; time from 12:01 noon to 12:00 midnight shown in heavy face type.

FARGO—SIOUX FALLS—SIOUX CITY. Rail Tickets Not Honored. Jack Rabbit Lines Bus, Greyhound Lines Bus.

Thrifty tip from Rocky...



FAMILY FUN AT LOW COST on Family Fare Plans

Traveling together on Great Northern trains is fun. Make your trip a family adventure you all can enjoy in carefree comfort. And at money-saving fares to boot! Here's how:

On one-way trip one parent pays full fare, the other parent and children 12-21 each go for only 1/2 fare. Youngsters 5-12 pay 1/4 fare; under 5 go free!

On round-trip travel one parent is charged full fare... the other parent and children 12-21 each pay only the one-way adult fare for the round-trip! Children 5-12 travel at 1/2 the one-way adult fare. Under-5 small fry are free!

Your Great Northern agent will be happy to give you full details. See or call him.

Groups Travel For Less, Too!



Table with 12 columns and 10 rows showing connections at Minneapolis and St. Paul. Includes routes like West-ern Star, Empire Builder, and Chicago, Burlington & Quincy Railroad.

Table with 12 columns and 10 rows showing connections at Chicago, Rock Island & Pacific Railroad. Includes routes like Hiawatha, Pioneer Ltd., and Fast Mail.

Enjoy one-ticket travel to the Southwest or Alaska with our new...

RAIL-AIR PLAN

Now you can combine rail travel on Great Northern with air travel to and from California, Nevada and Mexico on Western Airlines and Alaska on Pacific Northern Airlines with a single ticket.

WESTERN AIRLINES

Daily flights from Seattle to:

- San Francisco, Oakland, Los Angeles, San Diego, Mexico City, Acapulco, Reno, Las Vegas, Phoenix

PACIFIC NORTHERN AIRLINES

Daily flights from Seattle to:

- Ketchikan, Juneau, Yakutat, Cordova, Anchorage, Kodiak

Table with 12 columns and 10 rows showing connections at Winnipeg. Includes routes like Pano-rama, Super Continental, and Canadian National Railways.

Table with 12 columns and 10 rows showing connections at North Vancouver, B.C. Includes routes like Pacific Great Eastern Railway and BUS.

Table with 12 columns and 10 rows showing connections at North Vancouver, B.C. Includes routes like Pacific Great Eastern Railway and BUS.

Streamliner. Parlor car and coach accommodations. Streamliner. Pullman and coach accommodations. Coach seats reserved in advance. Daily. Conditional Stop. Schedules on these pages are compiled from information furnished by railroads at time this folder was printed and are subject to change without notice.

BAGGAGE PROTECTION

Like all valuables, your luggage should be protected. Insurance is your best safeguard.

St. Paul Fire and Marine Insurance Company policies are available at principal Great Northern Railway ticket offices. One small premium buys peace-of-mind for your whole trip.

Large table with multiple columns and rows showing connections at Chicago. Includes routes like New York Central System, Pennsylvania Railroad, and Chicago & Eastern Illinois Railroad.

Seats reserved at nominal charge. Operate between Chicago and Orland Park. Operate odd dates Oct., Jan. and April; even dates Nov., Dec., Feb. and March. Operate even dates Oct., Jan. and April; odd dates Nov., Dec., Feb. and March. Connecting train. Passengers, change trains at Harrisburg and Baltimore. No connection on Dec. 25 and Jan. 1. On Sats. and Dec. 25 and Jan. 1 Leaves at 4:30 p.m. Operates Daily except Nov. 24, Dec. 24, 25 and 31. Arrives } Pennsylvania Station—30th Street. Leaves } Except Sundays, Mondays and Nov. 25, Dec. 27 and Jan. 3. Runs Sundays, Mondays and Nov. 25, Dec. 27 and Jan. 3.



RENT - a - CAR SYSTEM

- World-wide reservation service, Package tours available in all Avis cities, Honors credit cards of all major transportation systems

AT CHICAGO... TRAIN TO TRAIN BAGGAGE TRANSFER

is available to EMPIRE BUILDER Pullman passengers transferring to connecting Pennsylvania Broadway Limited and General; New York Central Twentieth Century; and Baltimore & Ohio Capital Limited, upon application to Pullman porter for special luggage check. This special baggage transfer is also available from these trains to the Empire Builder. Charge \$1.00 per bag.



Table with columns for City of New Orleans Coach Str'm-liner, City of New Orleans Coach Str'm-liner, City of New Orleans Coach Str'm-liner, and City of New Orleans Coach Str'm-liner. Includes routes to Chicago, Memphis, and New Orleans.

Table with columns for City of Miami, Seminoles, City of Miami, and City of Miami. Includes routes to Chicago, Birmingham, Columbus, and Jacksonville.

Table with columns for Sportsman, Geo. Washington, Chesapeake & Ohio Railway, Chesapeake & Ohio Railway, Chesapeake & Ohio Railway, Chesapeake & Ohio Railway, Chesapeake & Ohio Railway, Chesapeake & Ohio Railway, Chesapeake & Ohio Railway, Chesapeake & Ohio Railway.

Table with columns for Ex. Sat. Night, Chesapeake & Ohio Railway, Chesapeake & Ohio Railway, Chesapeake & Ohio Railway, Chesapeake & Ohio Railway, Chesapeake & Ohio Railway, Chesapeake & Ohio Railway, Chesapeake & Ohio Railway, Chesapeake & Ohio Railway, Chesapeake & Ohio Railway.

Table with columns for Note\* Powhatan Arrow, Poca-hontas, NORFOLK & WESTERN RAILWAY, Poca-hontas, Poca-hontas, Poca-hontas, Poca-hontas, Poca-hontas, Poca-hontas, Poca-hontas.

Table with columns for Inter-City Ltd., Inter-national, Maple Leaf, GRAND TRUNK-CANADIAN NATIONAL Dearborn Station, The La-Salle, Inter-national, Maple Leaf.

\*—Daily. †—Daily except Sunday Nite. ‡—Ex. Saturday.
Coach seats reserved at nominal charge.
Operates even dates in November and December. Odd dates in January and even dates in February.
All coach seats reserved.
Limousine service between Covington, Va., and Hot Springs will be provided without additional charge to passengers holding tickets reading to or from Hot Springs.
Consult agent for connection to Miami.
Schedules on this page are compiled from information furnished by railroads at time this folder was printed and are subject to change without notice.

Time from 12:01 midnight to 12:00 noon shown in light face type; time from 12:01 noon to 12:00 midnight shown in heavy face type.

SAVE! SAVE! SAVE!

Reduced One-Way and Round-Trip Coach Fares\*

\*Between these and all intermediate GN stations


ONE-WAY — 3 day limit

Seattle and Vancouver, B. C. \$ 3.90
Minneapolis-St. Paul and Duluth-Superior 3.90
Minneapolis-St. Paul and Winnipeg, Manitoba 10.20

ROUND-TRIP — 15 day limit

Seattle and Vancouver, B. C. \$ 6.60
Minneapolis-St. Paul and Duluth-Superior 6.60
Minneapolis and Winnipeg, Manitoba 18.75
St. Paul and Winnipeg, Manitoba 19.20

Good for travel any day of the week



In Seattle, visit the . . .

CENTURY 21 CENTER

- Space Needle, 600 feet high. See lakes, mountains, Puget Sound. Restaurant and observation deck revolve in complete circle each hour.
• Pacific Science Center. Take a simulated space flight in the world's first "Spacearium".
• Monorail. Speeds from downtown to Century 21 Center in just 96 seconds.

EMPIRE BUILDER COACH SEAT CHARGE

To assure coach passengers adequate seating, a nominal coach seat charge will be made for each passenger from and to points on Great Northern Railway. See page 24.

Large table of railway fares with columns for First Class, Coach Class, and various routes including Chicago, St. Paul, Minneapolis, Duluth, and various locations in the West and South.

① Lower fares via other routes also available. ② Fare applies via St. Paul or Minneapolis. \*Special reduced Coach Fares available with shorter limits—Consult Great Northern Agent.



ONE-WAY AND ROUND-TRIP RAILWAY FARES—Continued

(Subject to Change)

Consult your ticket or travel agent for further information about fares.

	FIRST CLASS		COACH CLASS			FIRST CLASS		COACH CLASS	
	One Way	6 Months Round Trip	One Way	6 Months Round Trip		One Way	6 Months Round Trip	One Way	6 Months Round Trip
<b>HELENA, BUTTE, MONT. to</b>					<b>SEATTLE, TACOMA, WASH. to</b>				
Chicago, Ill.	\$57.45	\$103.45	\$45.22	\$ 81.40	Chicago, Ill.	\$ 82.75	\$126.80	\$65.16	\$ 99.75
Duluth, Minn.	43.21	77.80	34.04	61.30	Duluth, Minn.	67.87	106.35	53.45	83.70
Minneapolis, Minn.	41.70	75.10	32.84	59.15	Fargo, N. D.	58.14	92.35	45.79	78.10
New York, N. Y.	①124.83	①231.55	① 85.23	①153.12	Glacier Park, Mont.	25.70	46.30	20.25	36.45
St. Paul, Minn.	42.14	75.90	33.18	59.75	Grand Forks, N. D.	57.11	92.35	44.97	78.10
Washington, D. C.	①114.65	①212.13	① 78.82	①142.29	Great Falls, Mont.	29.79	53.65	23.46	42.25
<b>SPOKANE, WASH. to</b>					Minneapolis, Minn.	67.04	106.35	52.91	83.70
Chicago, Ill.	70.56	107.00	55.56	89.25	Montreal, Que.	①130.29	①216.38	① 97.15	①167.09
Duluth, Minn.	55.64	87.80	43.82	70.85	New York, N. Y.	①150.13	①254.90	①104.22	①171.47
Everett, Wash.	11.42	20.60	9.00	16.20	Portland, Ore., from Seattle	7.06	12.75	② 5.56	② 10.05
Fargo, N. D.	45.93	79.10	36.16	62.55	do from Tacoma	5.58	10.35	② 4.40	② 7.95
Glacier Park, Mont.	13.49	24.30	10.63	19.15	St. Paul, Minn.	67.47	106.35	53.14	83.70
Grand Forks, N. D.	44.91	73.10	35.34	62.55	Spokane, Wash.	12.20	22.00	① 9.63	① 17.35
Great Falls, Mont.	17.59	31.70	13.86	24.95	Toronto, Ont.	①114.84	①188.58	① 84.35	①142.79
Minneapolis, Minn.	54.84	87.80	43.20	70.85	★Vancouver, B. C., from Seattle	6.24	11.25	② 5.16	② 9.30
New York, N. Y.	①137.94	①235.10	① 95.08	①160.97	do from Tacoma	7.71	13.90	② 6.35	② 11.45
Portland, Ore.	16.47	29.65	12.98	23.40	Washington, D. C.	①139.95	①245.36	① 97.81	①166.18
St. Paul, Minn.	55.26	87.80	43.51	70.85	Whitefish, Mont.	22.55	40.60	17.77	32.00
Seattle, Wash.	12.20	22.00	9.63	17.35	Williston, N. D.	44.42	80.00	34.98	63.00
Tacoma, Wash.	12.20	22.00	9.63	17.35	Winnipeg, Man.	63.04	95.10	50.06	82.25
Vancouver, B. C.	16.40	29.55	13.19	23.75	<b>PORTLAND, ORE. to</b>				
Washington, D. C.	①127.76	①225.56	① 88.67	①155.68	Chicago, Ill.	82.75	126.80	65.16	99.75
Wenatchee, Wash.	6.74	12.15	5.29	9.55	Duluth, Minn.	70.10	106.35	55.24	83.70
Whitefish, Mont.	10.36	18.65	8.18	14.75	Fargo, N. D.	60.40	95.90	47.57	81.95
Williston, N. D.	32.92	58.00	25.39	45.75	Glacier Park, Mont.	②27.95	②50.35	②22.04	②39.70
Winnipeg, Man.	50.84	80.70	40.45	69.10	Grand Forks, N. D.	59.37	95.90	46.76	81.95
<b>WENATCHEE, WASH. to</b>					Great Falls, Mont.	32.04	57.70	25.24	45.45
Chicago, Ill.	77.30	119.15	60.84	98.80	Los Angeles, Cal.	52.70	94.90	② 41.53	② 74.80
Duluth, Minn.	62.38	99.95	49.12	80.40	Minneapolis, Minn.	69.30	106.35	54.50	83.70
Everett, Wash.	4.69	8.45	3.70	6.70	New York, N. Y.	①150.13	①254.90	①104.22	①171.47
Fargo, N. D.	53.68	85.25	41.47	72.10	St. Paul, Minn.	69.71	106.35	54.90	83.70
Glacier Park, Mont.	20.23	36.45	15.94	28.70	San Francisco, Cal.	34.65	62.40	② 27.32	② 49.20
Grand Forks, N. D.	51.65	34.50	40.64	72.10	Seattle, Wash.	7.06	12.75	② 5.56	② 10.05
Great Falls, Mont.	24.32	43.80	19.15	34.50	Spokane, Wash.	16.47	29.65	② 12.98	② 23.40
Minneapolis, Minn.	61.58	99.95	48.51	80.40	Tacoma, Wash.	5.58	10.05	② 4.40	② 7.95
New York, N. Y.	①144.68	①247.25	①100.37	①170.52	Vancouver, B. C.	13.29	23.95	② 10.74	② 19.35
Portland, Ore.	12.98	23.40	10.21	18.40	Washington, D. C.	①139.95	①245.36	① 97.81	①166.18
St. Paul, Minn.	61.99	99.95	48.84	80.40	Whitefish, Mont.	④24.81	44.70	④19.59	④35.30
Seattle, Wash.	5.93	10.70	4.75	8.55	Williston, N. D.	46.68	84.05	36.77	66.20
Spokane, Wash.	6.74	12.15	5.29	9.55	Winnipeg, Man.	65.28	103.45	51.85	83.70
Tacoma, Wash.	7.40	13.35	5.91	10.65	<b>VANCOUVER, B. C. to</b>				
Vancouver, B. C., Via Everett	9.68	17.45	7.92	14.30	Chicago, Ill.	82.75	126.80	65.16	99.75
do Via Seattle	12.17	21.95	9.92	17.90	Duluth, Minn.	67.87	106.35	53.45	83.70
Washington, D. C.	①134.50	①237.71	① 93.71	①165.23	Fargo, N. D.	58.14	92.35	45.79	78.10
Whitefish, Mont.	17.10	30.80	13.45	24.25	Glacier Park, Mont.	29.90	53.85	23.82	42.90
Williston, N. D.	38.97	70.15	30.67	55.25	Grand Forks, N. D.	57.11	92.35	44.97	78.10
<b>EVERETT, WASH. to</b>					Great Falls, Mont.	33.99	61.20	27.03	48.70
Chicago, Ill.	81.97	126.80	64.56	99.75	Minneapolis, Minn.	67.04	106.35	52.81	83.70
Duluth, Minn.	67.08	106.35	52.83	83.70	Montreal, Que.	①130.29	①216.38	① 97.15	①167.09
Fargo, N. D.	57.35	92.35	45.16	78.10	New York, N. Y.	①150.13	①254.90	①104.22	①171.47
Glacier Park, Mont.	24.92	44.90	19.64	35.40	Ottawa, Ont.	①127.19	①209.98	① 94.25	①161.49
Grand Forks, N. D.	56.32	92.35	44.35	78.10	★Portland, Ore.	13.29	23.95	② 10.74	② 19.35
Great Falls, Mont.	29.01	52.25	22.84	41.15	Quebec, Que.	①137.69	①229.73	①103.30	①178.79
Minneapolis, Minn.	66.27	106.35	52.20	83.70	St. Paul, Minn.	67.47	106.35	53.14	83.70
New York, N. Y.	①149.35	①254.90	①103.65	①171.47	Spokane, Wash.	6.24	11.25	② 5.16	② 9.30
★Portland, Ore.	8.33	15.00	② 6.58	② 11.85	Tacoma, Wash.	16.40	29.55	② 13.19	② 23.75
St. Paul, Minn.	66.68	106.35	52.51	83.70	Toronto, Ont.	①114.84	①188.58	① 84.35	①142.79
Spokane, Wash.	11.42	20.60	9.00	16.20	Washington, D. C.	①139.95	①245.36	① 97.81	①166.18
★Vancouver, B. C.	4.99	9.00	② 4.19	② 7.55	Whitefish, Mont.	26.76	48.20	21.35	38.45
Washington, D. C.	①139.17	①245.36	① 97.18	①166.18	Williston, N. D.	44.42	80.00	34.98	63.00
Whitefish, Mont.	21.78	39.25	17.17	30.95	Winnipeg, Man.	63.04	95.10	50.06	82.25
Williston, N. D.	43.64	78.60	34.37	61.90					
Winnipeg, Man.	62.25	95.10	49.46	82.25					

- ① Lower fares via other routes also available.
- ② Lower fare with shorter limit also available.
- ③ Fare applies via S. P. & S., Spokane and G. N. Ry., via G. N. (via Seattle) fare \$29.97, First Class and \$23.60 Coach Class.
- ④ Fare applies via S.P.&S. Spokane and G.N. Ry.
- ★ Special reduced Coach Fares available with shorter limits—Consult Great Northern Agent.

Free Baggage Cart Service

is available at stations Great Northern utilizes in the following cities:

- Fargo, N. D.
- Grand Forks, N. D.
- Hayre, Mont.
- Minot, N. D.
- Portland, Ore.
- Seattle, Wash.
- Spokane, Wash.
- Whitefish, Mont.

PULLMAN SLEEPING CAR FARES

(See Page 24 for charges covering all types of sleeping car accommodations.)

Sleeping car fares are compiled from Pullman Company tariffs, are published for information only, and are subject to change without notice.

BETWEEN	Chicago, Ill.	St. Paul-Minneapolis	Duluth-Superior	Fargo	Grand Forks	Minot	Great Falls	Glacier Park	Spokane	Seattle-Tacoma	Portland	Vancouver, B. C.
	Standard Lower Berth	Standard Lower Berth	Standard Lower Berth	Standard Lower Berth	Standard Lower Berth	Standard Lower Berth	Standard Lower Berth	Standard Lower Berth	Standard Lower Berth	Standard Lower Berth	Standard Lower Berth	Standard Berth
Alexandria, Minn.	\$ 7.55						\$11.45	\$12.25	\$16.20	\$20.15	\$20.15	\$20.15
Baltimore, Md.		\$16.80				\$21.20	27.70	28.70	31.80	34.92	34.92	34.92
Bellingham, Wash.	24.20	20.80	\$20.80	\$18.85	\$18.85	16.20			5.80	9.50	5.80	9.50
Belton, Mont.	17.70	14.05	14.05	11.75	11.45	9.20	5.80		5.80	9.50	7	9.50
Boston, Mass.		19.00		21.90	21.90	23.40	29.90	30.90	34.00	37.40	37.40	37.40
Buffalo, N. Y.		13.56		8.70	8.70	17.96	24.46	25.46	28.56	31.96	31.96	31.96
Chicago, Ill.		5.80		8.70	8.70	10.20	16.70	17.70	20.80	24.20	24.20	24.20
Cincinnati, O.		12.51		15.41	15.41	16.91	23.41	24.41	26.86	29.86	29.86	29.86
Cleveland, O.		12.51		15.41	15.41	16.91	23.41	24.41	27.51	30.91	30.91	30.91
Columbia Falls, Mont.	18.10	14.50		12.25	11.45	9.20	5.80		5.80	9.20	9.20	9.20
Crookston, Minn.	8.70	5.80										
Des Moines, Ia.		5.80		11.60	11.60	12.50	15.50	19.10	19.10	22.20	22.20	22.20
Devils Lake, N. D.	9.50	5.80					8.70	9.95	13.75	18.10	18.10	18.10
Duluth, Minn.		5.80					13.25	14.05	17.70	20.80	20.80	20.80
Ephrata, Wash.	22.20	18.85		16.20	15.50	13.75	8.70	6.70	5.80	5.80	5.80	5.80
Everett, Wash.	24.20	20.80	20.80	18.85	18.10	16.20	11.00	9.50	5.80	5.80	5.80	5.80
Fargo, N. D.	8.70	5.80					10.20	11.00	14.70	18.85	18.85	19.85
Fergus Falls, Minn.	7.55						11.00	11.75	15.90	19.45	19.45	19.45
Glacier Park, Mont.	17.70	14.05	14.05	11.00	11.00	8.70	5.80	5.80	5.80	9.50	9.50	9.50
Glasgow, Mont.	13.75	9.95	9.95	7.55	6.70	5.80	5.80	5.80	9.50	13.25	13.75	13.75
Grand Forks, N. D.	8.70	5.80					9.95	11.00	14.70	18.85	18.85	18.85
Great Falls, Mont.	16.70	13.25	13.25	10.20	9.95	7.55		5.80	7.05	11.00	11.75	11.75
Havre, Mont.	15.50	11.75	11.75	9.50	8.70	6.30		5.80	7.55	11.75	11.75	11.75
Duluth, Minn.	17.70	14.05	14.05	11.00	11.00	8.70	5.80	5.80	5.80	9.50	9.50	9.50
Los Angeles, Cal.	⑤ 34.20	④ 30.90	④ 30.90	④ 30.90	④ 30.90	④ 30.90	④ 21.50	④ 21.50	④ 21.50	④ 21.50	④ 21.50	④ 21.50
Minneapolis, Minn.	5.80			5.80	5.80	6.70						



RATES FOR UPPER BERTH, DUPLEX ROOMETTE, ROOMETTE, BEDROOM, COMPARTMENT AND DRAWING ROOM IN STANDARD SLEEPING CARS

Table with 16 columns for different car types (Where Lower Berth Is, Upper Berth Is, Duplex Roomette For One Person, Roomette For One Person, Bedroom For One or More Persons, Bedroom Suite 2 or More Persons, Compartment For One or More Persons, Drawing Room For One or More Persons) and 16 rows of fare rates.

Exclusive Occupancy. For individual occupancy of a duplex-roomette, roomette, bedroom or a compartment, one railroad ticket is required. For a drawing-room one and one-fourth (1 1/4) railroad tickets are required on the Great Northern Railway. Prices and accommodations subject to change without notice.

COACH SEAT CHARGE—EMPIRE BUILDER

For charge between points not listed, consult Agent

Table with 17 columns for destination points (Chicago, St. Paul-Minneapolis, Willmar, Breckenridge, Fargo, Minot, Williston, Wolf Point, Glasgow, Malta, Havre, Chester, Shelby, Cut Bank, Whitefish, Spokane, Wenatchee) and 17 rows of seat charges.

Note—Coach seat charge does not apply locally on CB&Q between Chicago and Minneapolis-St. Paul.

EMPIRE BUILDER

(Trains 31-32)†

Table for Empire Builder equipment with columns for Coach Seat Charge, Reclining 60-Seat Coach, Reclining-Seat Coaches, Ranch Lounge, Dining Car, and Sleeping Cars. Includes sub-tables for West and North vs East and South.

WINNIPEG LIMITED (Trains 7-8) between St. Paul-Minneapolis and Winnipeg

Table for Winnipeg Limited equipment including Day-Nite Reclining Seat Coaches, Sleeping Cars, and Sleeper-Buffer Lounge.

DAKOTAN (Trains 3-4) between St. Paul-Minneapolis and Minot via St. Cloud, Fargo and Grand Forks

Table for Dakotan equipment including Reclining Seat Coaches and Cafe-Diner-Coach.

TRAINS 3-4 between Havre and Great Falls (Connects at Havre with Western Star, Trains 27-28)

Table for Trains 3-4 equipment including Reclining Seat Coach.

RED RIVER (Trains 11-14) between St. Paul-Minneapolis and Fargo Train 11 via St. Cloud Train 14 via Willmar

Table for Red River equipment including Reclining Seat Coaches and Cafe-Diner-Coach.

GOPHER (Trains 19-20) between St. Paul-Minneapolis and Duluth-Superior

Table for Gopher equipment including Reclining Seat Coaches, Parlor-Buffer Car, and occupancy notes.

BADGER (Trains 23-24) between St. Paul-Minneapolis and Duluth-Superior

Table for Badger equipment including Reclining Seat Coaches and occupancy notes.

WESTERN STAR

(Trains 27-28)

Table for Western Star equipment including Radio-Coach Porter Service, Day-Nite Reclining Seat Coaches, Reclining Seat Coaches, and Diner-Lounge Car.

\*Sleeping Cars Chicago-Seattle—16 Dup. Rmt., 4 Dbl. Bdrm. 273 Seattle-St. Paul—16 Dup. Rmt., 4 Dbl. Bdrm. 283 Seattle to Spokane (Ex. Sat.)—16 Dup. Rmt., 4 Dbl. Bdrm. 280

INTERNATIONALS (Trains 357-358-359-360) between Seattle, Wash. and Vancouver, B. C.

Table for International equipment including Luxury Coaches, Parlor-Lounge Car, and occupancy notes.

TRAINS 407-408 between Seattle, Tacoma and Portland

Table for Trains 407-408 equipment including Reclining Seat Coaches, Dining Car, and Parlor-Bar-Lounge Car.

TRAINS 457-458 between Seattle, Tacoma and Portland

Table for Trains 457-458 equipment including Reclining Seat Coaches, Dining Car, and Club-Lounge Car.

TRAINS 459-460 between Seattle, Tacoma and Portland

Table for Trains 459-460 equipment including Reclining Seat Coaches and occupancy notes.

OCCUPANCY OF SLEEPING CARS

Table showing occupancy status for Chicago, Spokane, and Portland at different times of day.



PASSENGER INFORMATION

Train Schedules in this folder are subject to change without notice. The Great Northern Railway cannot be liable for missed connections caused by trains delayed by circumstances entirely beyond the railway's control.

Purchase Tickets before boarding trains. SAVE by purchasing Round Trip Tickets.

Children under five years of age, when accompanied by parent or guardian, will be carried free. Children five years of age and under twelve years of age will be charged one-half of the adult fares.

Adjustment of Fares. Should any misunderstanding arise with conductors or agents as to the proper fare or ticket privileges, please pay fare requested, take receipt and communicate with R. C. Langer, Manager Passenger Accounting, St. Paul, Minn. 55101.

Redemption of Tickets. Applications for redemption of unused portions of tickets issued by the Great Northern Railway should be addressed to Mr. R. C. Langer, Manager Passenger Accounting, St. Paul, Minn. 55101.

Invalids and Infirm Passengers. Wheelchair service is available at the following stations: Bellingham, Breckenridge, Chicago, Duluth, Edmonds, Everett, Fargo, Grand Forks, Great Falls, Havre, Minneapolis, Minot, New Westminster, B. C., Portland, St. Paul, Seattle, Spokane, Tacoma, Vancouver, B. C., Wenatchee, Whitefish, Williston, Willmar and Winnipeg.

Advance notice must be given for passengers requiring special handling and must be accompanied by attendant (s).

Examples of GN's Honoring, and Free Side-Trip, Arrangements:

Tickets reading from St. Paul or any other point up to Seattle, Wash. destined to Portland, Ore. will be honored via Great Northern to Seattle thence via GN-NP-UP pool train service to Portland.


Tickets routed Great Northern and good for passage between Havre, Mont. and Cut Bank, Mont. will be honored westbound via Great Falls and Shelby, Mont. or eastbound via Shelby and Great Falls, Mont.

A free side trip to Great Falls, Mont. is available to holders of tickets reading in either direction between Williston, N. D. and east, and Glacier Park Station, Mont. and stations west. Side trip tickets may be secured on application and presentation of original ticket to Agent at side trip point, or coupons may be included in through ticket.

Consult agents for other honoring and free side-trip arrangements.

Consult any Great Northern Railway ticket agent or passenger representative or your local ticket agent or travel bureau for any additional information or details on your transportation requirements.

STANDARD TIME.—All time shown in Great Northern Railway published schedules of its lines east of Williston, North Dakota, is Central time; between Williston, North Dakota, and Troy, Montana, is Mountain time; west of Troy, Montana, is Pacific time. All Great Northern trains operate on STANDARD TIME.



BAGGAGE INFORMATION

Hand Baggage which passenger desires to retain possession of is restricted to an amount which can conveniently be placed in the berth, seat or other accommodations purchased by the passenger. Passengers are urged for the convenience of themselves and other passengers to check all baggage except that actually needed for personal use enroute.

Marking for Identification. Mark or tag each piece with Passenger's name and address and place similar information inside.

Definition of Checked Baggage. Baggage consisting of wearing apparel, toilet articles (except liquids) and personal effects necessary or appropriate for the wear, use, comfort and convenience of the passenger for the purpose of the journey and not intended for other persons nor for sale, may be checked in baggage service.

Checking Allowance. Baggage weighing 150 pounds, and not exceeding \$100.00 in value, is allowed on each adult ticket; on each half-fare ticket, 75 pounds of baggage not exceeding \$50.00 in value may be checked. Family-fare-plan tickets provide for checking of 300 pounds of baggage, not exceeding \$200.00 in value, regardless of number of passengers for which the ticket is issued.

Local baggage service will be performed under Form 175 check, wherein no signed Declaration of Value is necessary and baggage will be delivered via "self-service" at principal points. This procedure carries the normal baggage allowances.

No single piece of baggage exceeding 300 pounds in weight, or exceeding \$2500.00 in value, will be checked.

Service Charge. At time of checking, small luggage will be checked at a charge of 25c per piece, large objects (trunks, footlockers) at 50c each. (Contact Baggage Agent for Exceptions.)

Miscellaneous. Dogs, small household pets, bicycles, baby carriages, cribs, playpens and similar articles may be checked and transported in baggage cars within the weight and value allowance subject to tariff regulations. Consult baggage or ticket agent.

Remains. Consult ticket or baggage agent.

Forwarding. Passengers are urged to check baggage in advance. Every effort will be made to facilitate the handling of baggage, but the Railway cannot guarantee to always forward baggage on the same train with the owner. Baggage should be claimed immediately upon arrival at destination to eliminate any possible assessment of storage charges.

Lost or Misplaced Articles. Contact the Manager, Mail, Baggage and Express Traffic, Great Northern Railway, St. Paul, Minnesota 55101, or District Mail, Baggage and Express Agent, Great Northern Railway, Seattle, Washington 98104, concerning any lost or misplaced baggage or other articles.

The railway assumes no responsibility for unchecked articles left in stations or passenger cars.

- Fargo, North Dakota 58102
Grand Forks, North Dakota 58901
Great Falls, Montana 59401
Havre, Montana 59501
Helena, Montana 59601
Kalispell, Montana 59901
Kansas City, Missouri 64105
Klamath Falls, Oregon 97601
Los Angeles, California 90014
Milwaukee, Wisconsin 53203
Minneapolis, Minnesota 55402
Minot, North Dakota 58701
Nelson, B. C.
New Westminster, B. C.
New York, New York 10020
Oakland, California 94612
Philadelphia, Pennsylvania 19103
Pittsburgh, Pennsylvania 15222
Portland, Oregon 97205
Renton, Washington 98055
Rochester, Minnesota 55901
Sacramento, California 95814

- St. Louis, Missouri 63102
St. Paul, Minnesota 55102
San Francisco, California 94105
Seattle, Washington 98101
Sioux City, Iowa 51101
Sioux Falls, South Dakota 57102
Spokane, Washington 99204
Superior, Wisconsin 54881
Tacoma, Washington 98402
Toronto, 1, Ont.
Vancouver, 4, B. C.
Victoria, B. C.
Washington, District of Columbia 20004
Wenatchee, Washington 98801
Winnipeg, 2, Man.
Winston-Salem, North Carolina 27101