

ISSUED MAY 1, 1962

Rio Grande TIME TABLES

ROYAL GORGE ROUTE



Royal Gorge of the Arkansas River

DENVER & RIO GRANDE WESTERN RAILROAD

MAIN LINE THRU THE ROCKIES

ISSUED MAY 1, 1962

Rio Grande TIME TABLES

MOFFAT TUNNEL ROUTE



California Zephyr—Glenwood Canyon, Colorado River

DENVER & RIO GRANDE WESTERN RAILROAD

MAIN LINE THRU THE ROCKIES

MOFFAT TUNNEL ROUTE

DENVER, BOND (Orestod), DOTSERO, GLENWOOD SPRINGS,
GRAND JUNCTION AND SALT LAKE CITY

READ DOWN			Issued May 1, 1962		READ UP	
7 The Propector	17 California Zephyr	Miles from Denver	STATIONS Mountain Standard Time		18 California Zephyr	8 The Propector
* 6 25 PM	* 8 40 AM	.0	Lv DENVER, COLO.	Ar	* 7 20 PM	* 8 00 AM
		50.0	Lv East Portal.	Ar		
			Lv (MOFFAT TUNNEL)	Ar		
f 8 07 PM		56.9	Lv Winter Park	Ar	f 6 00 AM	
8 43 PM	c 10 59 AM	75.5	Lv Granby	Ar	e 4 58 PM	f 5 29 AM
9 22 PM		103.2	Lv Kremmling	Ar		4 53 AM
10 15 PM	12 20 PM	129.3	Ar BOND	Ar	3 34 PM	3 58 AM
			(Orestod)	Ar		
10 23 PM	12 26 PM	129.3	Lv BOND	Ar	3 31 PM	3 53 AM
		134.9	Lv Glen	Ar		
f 10 45 PM		144.6	Lv Burns	Ar		3 19 AM
		148.8	Lv Sylvan	Ar		
		166.8	Lv Dotsero	Ar		
		175.4	Lv Shoshone	Ar		
			(Glenwood Canyon)	Ar		
11 53 PM	1 55 PM	185.0	Lv GLENWOOD SPRINGS	Ar	2 05 PM	2 15 AM
		197.6	Lv New Castle	Ar		
		204.4	Lv Silt	Ar		1 40 AM
12 25 AM		211.5	Lv Rifle	Ar		
		228.9	Lv Grand Valley	Ar		
		241.5	Lv De Beque	Ar		
		261.9	Lv Palisade	Ar		
1 40 AM	3 40 PM	267.4	Lv Clifton	Ar	12 08 PM	12 20 AM
		274.5	Ar GRAND JUNCTION	Ar		
7-1	17				18	8-2
2 00 AM	3 50 PM	274.5	Lv GRAND JUNCTION	Ar	11 58 AM	12 02 AM
		285.4	Lv Fruita	Ar		
		290.5	Lv Loma	Ar		
		293.8	Lv Mack, Colo.	Ar		
		313.3	Lv Westwater, Utah	Ar		
		329.3	Lv Cisco	Ar		
3 32 AM	k 5 15 PM	353.0	Lv Thompson	Ar	d 10 35 AM	10 27 PM
4 02 AM		380.1	Lv Green River	Ar		9 51 PM
		406.3	Lv Woodside	Ar		
		428.1	Lv Mounds	Ar		
		444.0	Lv Price	Ar		8 42 PM
5 19 AM		451.4	Lv HELPER	Ar	8 53 AM	8 27 PM
5 40 AM	7 08 PM	455.2	Lv Castle Gate	Ar		
		469.4	Lv Colton	Ar		
f 6 22 AM		476.3	Lv Soldier Summit	Ar		f 7 30 PM
		485.9	Lv Gillyuly	Ar		
f 7 17 AM		505.8	Lv Thistle	Ar		6 37 PM
f 7 33 AM		520.7	Lv Springville	Ar		f 6 16 PM
7 44 AM		526.1	Lv PROVO	Ar		6 10 PM
		532.1	Lv Geneva	Ar		
		538.6	Lv American Fork	Ar		
		541.9	Lv Lehi	Ar		
		554.1	Lv Riverton	Ar		
		559.4	Lv Midvale	Ar		
		563.3	Lv Murray	Ar		
		567.4	Lv Roper	Ar		
8 40 AM	10 00 PM	570.0	Ar SALT LAKE CITY, UTAH	Ar	* 6 00 AM	* 5 15 PM
		606.9	OGDEN, UTAH	Ar		

♦ D&RGW passenger trains originate and terminate at Salt Lake City. Tickets reading via D&RGW between Salt Lake City and Ogden will be honored on Union Pacific trains.

REFERENCE NOTES

- * Daily.
- ¶ Daily June 9 to September 5, inclusive, 1962; Sunday, Wednesday and Friday, September 7 to September 26, inclusive, 1962.
- a Stops on flag to pick up pay passengers for points on Mo. Pac. and discharge pay passengers from connections at Denver.
- b Stops to discharge passengers received from connections at Pueblo.
- c Stops on flag to receive revenue passengers for Sacramento or beyond, and discharge revenue passengers from Omaha or beyond.
- d Stops on flag to receive revenue passengers for Denver or beyond, and discharge revenue passengers from Salt Lake or beyond.
- e Stops on flag to receive revenue passengers for Omaha or beyond, and discharge revenue passengers from Sacramento or beyond.
- f Flag stop.
- g Stops daily except Sundays; flag stop Sundays.
- h Stops daily except Mondays; flag stop Mondays.
- j Stops on flag to pick up pay passengers for Denver, Colorado Springs, Pueblo or beyond.
- k Stops on flag to receive revenue passengers for Salt Lake City or beyond, and discharge revenue passengers from Denver or beyond.
- x Stops to discharge pay passengers from Denver, Colorado Springs and Pueblo.
- ▲ No checked baggage handled at this station.
- ☛ Rail-Auto Service available at this point.

ROYAL GORGE ROUTE

DENVER, COLORADO SPRINGS, PUEBLO, SALT LAKE CITY
AND OGDEN

READ DOWN			Issued May 1, 1962		READ UP	
3 The Colorado Eagle	1 The Royal Gorge	Miles from Denver	STATIONS Mountain Standard Time		2 The Royal Gorge	4 The Colorado Eagle
* 4 05 PM	* 9 00 AM	.0	Lv DENVER, COLO.	Ar	* 3 00 PM	* 10 20 AM
4 28 PM	9 20 AM	10.3	Lv Littleton	Ar	2 36 PM	9 59 AM
		20.7	Lv Louviers (Gann)	Ar		
		24.5	Lv Sedalia	Ar	f 2 19 PM	b
	f 9 36 AM	32.5	Lv Castle Rock	Ar	b	2 10 PM
		43.0	Lv Larkspur	Ar	f 1 58 PM	b
	f 9 58 AM	46.9	Lv Greenland	Ar		
	f 10 04 AM	51.9	Lv Palmer Lake	Ar	f 1 47 PM	b
	f 10 13 AM	55.9	Lv Monument	Ar	f 1 38 PM	b
	f 10 18 AM	61.9	Lv Husted (Air Force Academy)	Ar		
	* 10 40 AM	74.9	Ar COLORADO SPRINGS (Pikes Peak)	Ar	* 1 10 PM	* 8 38 AM
	* 10 50 AM	74.9	Ar COLORADO SPRINGS	Ar	* 1 10 PM	* 8 38 AM
	f 11 08 AM	87.9	Lv Fountain	Ar	f 12 42 PM	b
	f 11 50 AM	119.4	Lv PUEBLO	Ar	f 12 05 PM	7 40 AM
	12 15 PM	119.4	Lv PUEBLO	Ar	11 45 AM	
		134.6	Lv Swallows	Ar		
		139.6	Lv Hobson	Ar		
	f 12 52 PM	145.8	Lv Portland	Ar	f 11 01 AM	
	1 02 PM	151.9	Lv Florence	Ar	10 53 AM	
	1 23 PM	160.0	Lv CANON CITY	Ar	10 40 AM	
	1 36 PM	166.2	Lv Hanging Bridge	Ar	10 27 AM	
			(ROYAL GORGE)	Ar		
	1 46 PM	166.2	Lv Hanging Bridge	Ar	10 17 AM	
	f 1 57 PM	171.2	Lv Parkdale	Ar	f 10 05 AM	
	2 20 PM	184.1	Lv Texas Creek	Ar	9 45 AM	
	2 34 PM	191.7	Lv Cotopaxi	Ar	9 34 AM	
	3 15 PM	215.1	Ar SALIDA	Ar	9 00 AM	
	3 25 PM	215.1	Lv SALIDA	Ar	8 50 AM	
		222.2	Lv Brown Canon	Ar		
		232.8	Lv Nathrop	Ar		
	4 04 PM	240.3	Lv Buena Vista	Ar	8 15 AM	
	f 4 29 PM	257.3	Lv Yale	Ar	f 7 52 AM	
	4 52 PM	271.0	Ar Malta	Ar	7 36 AM	
			(Leadville)	Ar		
	5 15 PM	281.0	Lv Tennessee Pass	Ar	f 7 11 AM	
	f 5 37 PM	288.7	Lv Pando	Ar	f 6 51 AM	
	f 5 52 PM	293.9	Lv Red Cliff	Ar	h 6 39 AM	
			Lv Eagle River Canyon	Ar		
	6 25 PM	302.0	Lv Minturn	Ar	6 22 AM	
	f 6 35 PM	308.0	Lv Avon	Ar	f 6 02 AM	
	f 6 50 PM	319.1	Lv Wolcott	Ar	f 5 46 AM	
	7 03 PM	329.0	Lv Eagle	Ar	f 5 31 AM	
	g 7 13 PM	335.8	Lv Gypsum	Ar	f 5 21 AM	
		341.9	Lv Dotsero	Ar		
			(Glenwood Canyon)	Ar		
	8 00 PM	360.1	Lv GLENWOOD SPRINGS	Ar	4 40 AM	
	8 17 PM	372.7	Lv New Castle	Ar	f 4 09 AM	
	8 27 PM	379.5	Lv Silt	Ar	f 4 02 AM	
	8 50 PM	386.6	Lv Rifle	Ar	3 55 AM	
	9 11 PM	404.0	Lv Grand Valley	Ar	f 3 35 AM	
	9 28 PM	416.6	Lv De Beque	Ar	f 3 20 AM	
	10 03 PM	437.2	Lv Palisade	Ar	f 2 55 AM	
	10 15 PM	442.7	Lv Clifton	Ar		
	10 30 PM	449.6	Ar GRAND JUNCTION	Ar	2 40 AM	
7-1					8-2	
2 00 AM		449.6	Lv GRAND JUNCTION	Ar	12 02 AM	
		460.5	Lv Fruita	Ar		
		465.6	Lv Loma	Ar		
		468.9	Lv Mack, Colo.	Ar		
		488.4	Lv Westwater, Utah	Ar		
		504.4	Lv Cisco	Ar		
	3 32 AM	528.1	Lv Thompson	Ar	10 27 PM	
	4 02 AM	555.2	Lv Green River	Ar	9 51 PM	
		581.4	Lv Woodside	Ar		
		603.2	Lv Mounds	Ar		
	5 19 AM	619.1	Lv Price	Ar	8 42 PM	
	5 40 AM	626.5	Lv HELPER	Ar	8 27 PM	
		630.3	Lv Castle Gate	Ar		
		644.5	Lv Colton	Ar		
	f 6 22 AM	651.5	Lv Soldier Summit	Ar	f 7 30 PM	
		661.0	Lv Gillyuly	Ar		
	7 17 AM	680.9	Lv Thistle	Ar	6 37 PM	
	f 7 33 AM	695.8	Lv Springville	Ar	f 6 16 PM	
	7 44 AM	701.2	Lv PROVO	Ar	6 10 PM	
		707.2	Lv Geneva	Ar		
		713.7	Lv American Fork	Ar		
		717.0	Lv Lehi	Ar		
		728.6	Lv Riverton	Ar		
		734.5	Lv Midvale	Ar		
		738.4	Lv Murray	Ar		
		742.5	Lv Roper	Ar		
8 40 AM		745.1	Ar SALT LAKE CITY, UTAH	Ar	5 15 PM	
		782.0	OGDEN, UTAH	Ar		

♦ D&RGW passenger trains originate and terminate at Salt Lake City. Tickets reading via D&RGW between Salt Lake City and Ogden will be honored on Union Pacific trains.

COLORADO LINES

DENVER, GRANBY, ORESTOD, STEAMBOAT SPRINGS, CRAIG

READ DOWN		Issued May 1, 1962		READ UP	
	9 Yampa Valley Mail	Miles	STATIONS		10 Yampa Valley Mail
	* 9 05 AM	0.0	Lv DENVER	Ar	* 3 20 PM
	f 9 17 AM	7.1	Lv Arvada (Ralston)	Ar	f 3 03 PM
	f 9 44 AM	24.4	Lv Plainview	Ar	f 2 29 PM
		31.3	Lv Crescent	Ar	
	10 16 AM	37.0	Lv Pine Cliff	Ar	Lv 1 57 PM
	10 25 AM	41.7	Lv Rollinsville	Ar	Lv 1 49 PM
	f 10 33 AM	46.8	Lv Tolland	Ar	f 1 40 PM
	10 41 AM	50.0	Lv East Portal (Moffat Tunnel)	Ar	Lv 1 35 PM
	10 52 AM	56.9	Lv Winter Park	Ar	Lv 1 22 PM
	11 04 AM	62.1	Lv Fraser	Ar	Lv 1 11 PM
	f 11 08 AM	65.9	Lv Tabernash	Ar	f 1 05 PM
	11 30 AM	75.5	Lv Granby	Ar	Lv 12 49 PM
	11 45 AM	86.1	Lv Hot Sulphur Springs	Ar	Lv 12 32 PM
	11 55 AM	91.0	Lv Parshall	Ar	Lv 12 10 PM
	12 14 PM	103.2	Lv Kremmling	Ar	Lv 12 05 PM
		105.8	Lv Gore	Ar	
	12 40 PM	116.1	Lv Radium	Ar	Lv 11 33 AM
	f 12 58 PM	126.1	Lv State Bridge	Ar	f 11 12 AM
	f 1 05 PM	128.5	Lv ORESTOD	Ar	Lv 11 10 AM
	f 1 19 PM	134.1	Lv McCoy	Ar	f 10 47 AM
	f 1 41 PM	142.5	Lv Volcano	Ar	f 10 24 AM
	f 2 00 PM	149.9	Lv Egeria	Ar	f 10 06 AM
	2 05 PM	153.1	Lv Toponas	Ar	Lv 10 02 AM
	2 18 PM	161.6	Lv Yampa	Ar	Lv 9 51 AM
	2 28 PM	167.7	Lv Phippsburg	Ar	Lv 9 42 AM
	2 35 PM	171.2	Lv Oak Creek	Ar	Lv 9 35 AM
	f 2 39 PM	173.6	Lv Routt	Ar	f 9 29 AM
	f 2 42 PM	175.0	Lv Haybro	Ar	f 9 26 AM
	f 2 56 PM	183.6	Lv Sidney	Ar	f 9 12 AM
	f 3 13 PM	190.9	Lv STEAMBOAT SPRINGS	Ar	f 9 03 AM
	f 3 22 PM	197.5	Lv Brookston	Ar	f 8 51 AM
	3 27 PM	200.9	Lv Milner	Ar	Lv 8 46 AM
		206.3	Lv Bear River	Ar	
	f 3 38 PM	207.7	Lv Mt. Harris	Ar	f 8 37 AM
	f 3 50 PM	214.8	Lv HAYDEN	Ar	f 8 27 AM
	f 3 56 PM	219.2	Lv Cary Ranch	Ar	f 8 20 AM
	4 20 PM	231.4	Ar CRAIG	Ar	* 8 05 AM

DURANGO AND SILVERTON (Narrow Gauge)

SUMMER SERVICE ONLY: Daily June 9 to September 5, inclusive 1962; Sunday, Wednesday and Friday, September 7 to 26, inclusive, 1962.

READ DOWN		STATIONS		READ UP
	461 Miles			462
9 15 AM	0.0	Lv DURANGO	Ar	6 00 PM
		Canon of the Rio de Las Animas		
12 40 PM	45.2	Ar SILVERTON	Lv	2 40 PM

ASPEN BRANCH—RAIL FREIGHT SERVICE ONLY Glenwood-Aspen Stages

Rail Tickets Not Honored

Bus	Bus	Miles	STATIONS	Bus	Bus
8 45 AM	2 20 PM	0	Lv Glenwood Springs	Lv	12 35 PM
9 00 AM		12.9	Lv Carbondale	Lv	12 10 PM
10 00 AM	3 25 PM	41.2	Ar Aspen	Lv	11 35 AM

Ⓐ Daily June 16 to September 30, inclusive 1962.

Ⓑ Daily except Mondays and Tuesdays May 1 to May 31, inclusive; Daily June 1 to September 30, inclusive, 1962.

PASSENGER TRAIN EQUIPMENT

(All Equipment Is Air Conditioned Except on The Silverton)

**Nos. 1 and 2—THE ROYAL GORGE—Via Royal Gorge Route
(Diesel Power)**

Grill-Lounge between Denver and Grand Junction.

(Diner-Lounge during Summer Season.)

(Diner-Lounge between Grand Junction and Salt Lake City in Trains 7 and 8.)

Thrift-T-Sleeper between Denver and Salt Lake City (TS-11 westbound) (TS-21 eastbound) 6 Sections, 4 Double Bedrooms, 4 Roomettes. (Summer Season only)—(Coach Tickets honored upon payment of space charge.)

Vista Dome Chair Car

Between Denver and Salt Lake City.

(In Nos. 7 and 8 west of Grand Junction.)

Denver Zephyr Connection

Standard Sleeper (10 Roomettes, 6 Double Bedrooms) (DZ-10).

Slumber Coach (24 Single Rooms, 8 Double Rooms) (SC-12).

Chair Car (DZ-14) (All seats reserved).

Vista Dome Buffet-Lounge Car.

Between Chicago and Colorado Springs.

(In C.B.&Q. Denver Zephyr, Nos. 1 and 10 east of Denver.)

**Nos. 3 and 4—THE COLORADO EAGLE
(Streamlined-Diesel Power)**

Diner-Lounge Car.

Standard Sleeper (10 Roomettes, 6 Double Bedrooms) (31 eastbound); (111 westbound).

Planetarium Chair Car.

Chair Car.

Between Denver and St. Louis, via D&RGW-Mo. Pac.

**Nos. 7 and 8—THE PROSPECTOR—Via Moffat Tunnel Route
(Streamlined-Diesel Power)**

Diner-Lounge.

Standard Sleepers (Sections, Roomettes and Double Bedrooms).

Chair Car.

Between Denver and Salt Lake City.

**Nos. 9 and 10—THE YAMPA VALLEY MAIL
(Diesel Power)**

Chair Car.

Between Denver and Craig.

**Nos. 17 and 18—THE CALIFORNIA ZEPHYR—Via Moffat Tunnel Route
(Stainless Steel—Streamlined—Diesel Power)**

Vista Dome, Observation Lounge-Standard Sleeper (1 DR., 3 Dbl. BR.) (CZ-10).

Standard Sleeper (6 Dbl. BR., 10 Roomettes) (CZ-11).

Standard Sleeper (16 Sections) (CZ-12) **Summer Season Only.**

Standard Sleepers (6 Dbl. BR., 10 Roomettes) (CZ-14 and CZ-15) (2 cars).

Standard Sleeper (6 Dbl. BR., 5 Compts.) (CZ-16).

Vista Dome Chair Cars (CZ-20, CZ-21 and CZ-22) (3 Cars).

Vista Dome Buffet-Lounge (Lounge for all passengers: Vista Dome for sleeping car passengers) (Buffet and sandwich service from 6:00 a.m. to 10:00 p.m.).

Diner (Service a la carte and table d'hote).

Between Chicago and San Francisco, via CB&Q-D&RGW-WP.

All space on the California Zephyr—both coach and Pullman—is reserved and specifically assigned in advance. Dome seats are not reserved. Checked baggage will be handled on the California Zephyr to or from Glenwood Springs and Grand Junction, Colorado, but not to or from other intermediate points between Denver and Salt Lake City. No extra fare.

Nos. 461 and 462—THE SILVERTON

(Daily June 9 to September 5 inclusive, 1962; Sunday, Wednesday and Friday, September 7 to September 26, inclusive, 1962.)

Coaches

Between Durango and Silverton. (All space reserved.)

FREE BAGGAGE ALLOWANCE

Each adult ticket entitles you to check as much as 150 pounds without additional charge—or 75 pounds on each child's half-fare ticket. On Family Plan tickets up to 300 pounds is allowed regardless of number of persons for which ticket is issued. Baggage insurance may be purchased at principal Rio Grande ticket offices, consult agent for details.

GENERAL INFORMATION

SPECIAL NOTICE. The time shown in this folder is subject to change without notice; is that at which trains may be expected to arrive at and depart from the several stations, but their arrival or departure at the time stated is not guaranteed. This Company reserves the right to discontinue trains, change schedules, and substitute equipment, and will not be responsible for any delay or other deviation from conditions outlined in this time table.

ADJUSTMENT OF FARES. Should any difference arise between yourself and the conductor, pay the fare requested, take receipt for the amount, and refer the matter to the Passenger Traffic Manager, Denver, Colo., for adjustment.

CHILDREN under 5 years of age, free, when accompanied by parent or guardian; 5 years of age and under 12, one-half fare; 12 years of age or over, full fare.

CHILDREN TRAVELING ALONE. Children under 5 years of age must be accompanied by an adult. Children of half fare age when unaccompanied by parent or guardian will not be accepted unless authorized by Ticket Agent, and arrangements for such acceptance must be made in advance.

REDEMPTION OF TICKETS. For refund on partially used or wholly unused D. & R. G. W. rail tickets, consult local ticket agent, or mail tickets, with explanation of

non-use to H. F. Eno, Passenger Traffic Manager, D. & R. G. W. R. R., Room 100 Rio Grande Bldg., 1531 Stout St., Denver 17, Colo.

BEFORE BOARDING TRAINS ask the ticket agent, brakeman, or conductor whether the train stops at the station to which you may be ticketed. There are stations at which some trains do not stop.

STOPPING TRAINS ON SIGNAL. Where trains are scheduled to stop only on signal, passengers on trains must give advance notice to conductor, and persons intending to board trains must advise agent to that effect, in order that necessary arrangement may be perfected.

TICKET HONORING. All classes of regular tickets will be honored on all trains, except 20 day excursion, Drivers, Caretakers and Banana Messenger tickets will not be honored on the California Zephyr, Trains 17 and 18.

BAGGAGE. 150 pounds of personal baggage not exceeding \$100 in value may be checked on each adult ticket without additional charge. A maximum of 300 pounds is allowed without charge to each family group traveling on Family Fare Plan tickets.

Agents will be glad to assist in the recovery of **LOST ARTICLES.** Inquiries regarding lost articles and baggage problems should be addressed to J. H. Tanner, Assistant Passenger Traffic Manager, Denver, Colorado.

RAIL AND PULLMAN FARES

The fares shown below are those in effect April 15, 1962, and do not reflect any increase which may be authorized at a subsequent date. These fares are quoted as information only, are subject to change without notice, and they do not include 10% Federal and 2% Utah taxes.

	RAILROAD FARES				One-Way Pullman Fares	
	In Coaches		In Pullmans		Standard Car	
	One-way	6 Months Round-trip	One-way	6 Months Round-trip	Lower Berth	Seat Fare Day Travel
COLORADO SPRINGS TO						
Kansas City.....Mo.	\$18.93	\$34.10	\$24.00	\$43.20	\$ 7.55
St. Louis.....Mo.	27.41	49.35	34.77	62.60	11.45
Salt Lake City.....Utah	17.92	32.30	22.76	41.00	8.70
DENVER TO						
Glenwood Springs.....Colo.	6.23	11.25	7.92	14.30	5.80	\$ 1.90
Grand Junction.....Colo.	8.96	16.15	11.37	20.50	5.80	2.70
Kansas City.....Mo.	19.43	35.00	24.65	44.40	7.55
Los Angeles.....Calif.	41.48	75.75	52.68	88.95	17.70
Provo.....Utah	16.58	29.85	21.08	37.95	7.90	5.05
St. Louis.....Mo.	27.70	49.90	35.14	63.30	11.45
Salt Lake City.....Utah	17.92	32.30	22.76	41.00	8.70	5.30
San Francisco.....Calif.	41.48	75.75	52.68	88.95	17.70

Coach tickets valid in Slumbercoach on The Denver Zephyr—Reserved single room charge Colorado Springs to Chicago \$8.50; \$15.30 double, plus tax.

Coach tickets valid in Thrift-T-Sleeper, when operated on The Royal Gorge during summer season—Lower berth charge between Denver and Salt Lake City and intermediate points \$8.00; upper berth \$5.00; double bedroom \$16.00; roomette \$11.20, plus tax.

Looking for an Industrial Site?

If your company is looking for a plant site, branch office, distribution or collection point in the Colorado-Utah business belt, you need a capable local contact, and are invited to call on Rio Grande. We'll be delighted to arrange a site-investigation tour. There is no obligation and all inquiries will be held in strict confidence.

Address inquiries to:

**R. C. Cavness, Director of Industrial Development,
Rio Grande Building, P. O. Box 5482,
Denver 17, Colorado.**

	RAILROAD FARES				One-Way Pullman Fares	
	In Coaches		In Pullmans		Standard Car	
	One-way	6 Months Round-trip	One-way	6 Months Round-trip	Lower Berth	Seat Fare Day Travel
GLENWOOD SPRINGS TO						
Chicago.....Ill.	\$37.69	\$67.85	\$47.87	\$86.20	\$14.50
Omaha.....Nebr.	22.55	40.60	28.64	51.60	10.20
Salt Lake City.....Utah	11.71	21.10	14.87	26.80	5.80	\$ 3.55
San Francisco.....Calif.	37.75	69.05	47.88	87.20	14.05
GRAND JUNCTION TO						
Chicago.....Ill.	40.40	72.75	51.31	92.40	15.50
Omaha.....Nebr.	25.29	45.55	32.09	57.80	11.45
Salt Lake City.....Utah	8.99	16.20	11.41	20.55	5.80	2.95
San Francisco.....Calif.	35.03	64.15	44.42	80.95	13.75
SALT LAKE CITY TO						
Chicago.....Ill.	45.39	81.75	57.62	103.75	16.70
Kansas City.....Mo.	35.11	63.20	45.67	82.25	14.05
Omaha.....Nebr.	31.34	56.45	39.82	71.70	13.25
St. Louis.....Mo.	43.01	77.45	54.60	98.30	16.70

FARES FOR OTHER STANDARD PULLMAN ACCOMMODATIONS

Based on charge for Lower Berth as shown in above table. Applies only between points where through Pullman fares are published—not to combination Pullman fares.

WHERE LOWER BERTH FARE IS	Upper berth fare will be	Roomette Fare for one person will be	Bedroom Fare		Compartment Fare		Drawing Room Fare	
			for one person will be	two persons will be	for one person will be	two or more persons will be	for one person will be	two or more persons will be
\$ 5.80	\$ 4.40	\$ 8.10	\$11.90	\$14.75	\$12.55	\$15.85	\$16.90	\$21.35
7.55	5.65	10.55	15.40	18.65	16.10	20.10	21.75	27.25
7.90	6.10	11.05	16.10	19.50	16.85	21.00	22.75	28.55
8.70	6.65	12.20	17.65	21.20	18.45	22.90	24.95	31.20
10.20	7.80	14.40	20.45	24.50	21.45	26.50	29.10	36.25
11.45	8.65	16.00	22.70	27.20	23.90	29.50	32.50	40.35
13.25	10.10	18.65	26.25	31.20	27.55	33.85	37.50	46.45
13.75	10.50	19.20	27.10	32.35	28.50	35.00	38.80	48.05
14.05	10.70	19.70	27.80	33.00	29.15	35.75	39.70	49.15
14.50	10.95	20.20	28.50	33.90	30.00	36.80	40.85	50.60
15.50	11.80	21.70	30.60	36.25	32.05	39.25	43.70	54.00
16.70	12.70	23.25	32.65	38.65	34.40	42.05	46.90	57.90
17.70	13.55	24.75	34.65	41.05	36.40	44.50	49.70	61.35

Exclusive Space Occupancy by One Person: One and one-fourth railroad tickets must be purchased for exclusive use of drawing room; one adult rail ticket for compartment, bedroom or roomette. (Night occupancy.)

* Applies via direct route.

Nation-wide "Charge-it" Service—without deposit!

Honored by 50 Railroads

You're recognized as an old friend... when you use the "charge-it" service of your Rail Travel Card. Costs you nothing... saves time and trouble.

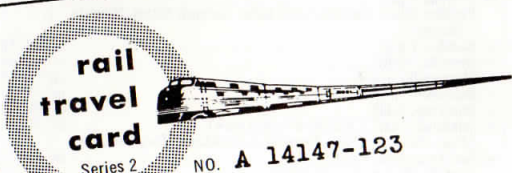
NO DEPOSIT REQUIRED!

H. F. Eno, Passenger Traffic Manager
Denver & Rio Grande Western Railroad
Room 100, Rio Grande Bldg., Dept. TT
1531 Stout Street, Denver 17, Colorado



FREE BAGGAGE ALLOWANCE

Each adult ticket entitles you to check as much as 150 pounds (up to \$100 value) without additional charge. On Family Plan tickets up to 300 pounds (not exceeding \$200.00 in value) is allowed regardless of number of persons for which ticket is issued.



rail travel card

Series 2

NO. A 14147-123

SUBSCRIBER XYZ Corp.

CARD HOLDER John Doe

SIGNATURE

John Doe

FAMILY FARE PLAN

Here's how it works:

On one-way trips, one parent pays full fare (either coach or Pullman); other parent and all children from ages 12 through 21 pay one-half regular fare; children 5 through 11 pay one-fourth fare; children under five ride free.

On round trips, one parent pays the full round trip fare; other parent and children 12 through 21 pay the usual one-way fare; children 5 through 11 pay half the usual one-way fare; children under five ride free.

These family fares are good on all Rio Grande trains except The Silverton. The above family plan applies for local tickets on the Rio Grande. For other family plan arrangements, consult Ticket Agent.



RAIL-AUTO TRAVEL PLAN

(Hertz and Avis)

Here's the way to go places. Stretch out, get comfortable on a fast train. Arrive refreshed. Then, step into a clean, dependable new rental car.

That's traveling! Easy traveling, too.

Your ticket agent will reserve your car when you buy your ticket. No charge. Low rates (extra low by the week) cover all gasoline, oil and proper insurance.

COLORADO EAGLE

BETWEEN

DENVER • COLORADO SPRINGS • PUEBLO
WICHITA • KANSAS CITY • ST. LOUIS

READ DOWN			READ UP		
No. 3 Daily	Miles from Denver	Denver & Rio Grande Western Railroad	No. 4 Daily		
4 05 PM MST	0	Lv DENVER, COLO.....	Ar 10 20 AM MST		
5 55 " "	75	Lv Colorado Springs, Colo (<i>Pikes Peak</i>).....	Lv 8 38 " "		
6 45 PM " "	119	Ar PUEBLO, COLO.....	Lv 7 40 " "		
<i>Missouri Pacific R. R.</i>					
No. 12			No. 11		
6 55 PM MST	119	Lv PUEBLO, COLO.....	Ar 7 30 AM MST		
7 45 " "	170	Lv Ordway, Colo.....	Lv 6 15 " "		
12 06 AM MST	458	Ar Hoisington, Kans.....	Lv 1 48 " "		
1 18 " CST	458	Lv Hoisington, Kans.....	Ar 2 33 " CST		
1 50 " "	492	Lv Geneseo, Kans.....	Lv 1 50 " "		
5 45 AM CST	580	Ar WICHITA, KANS.....	Lv 10 00 PM CST		
3 06 AM CST	565	Lv Herington, Kans.....	Lv 12 23 AM CST		
3 35 " "	592	Lv Council Grove, Kans.....	Lv 11 58 PM CST		
4 45 " "	662	Lv Ottawa, Kans.....	Lv 10 45 " "		
5 15 " "	683	Lv Osawatomie, Kans.....	Lv 10 25 " "		
6 55 " "	742	Ar KANSAS CITY, MO.....	Lv 9 10 " "		
7 15 " "	742	Lv KANSAS CITY, MO.....	Ar 9 00 " "		
10 00 " "	900	Lv Jefferson City, Mo.....	Lv 6 01 " "		
12 15 PM " "	1021	Ar ST. LOUIS, MO.....	Lv 4 00 " "		

mst—Mountain Standard Time. cst—Central Standard Time.

DENVER ZEPHYR

BETWEEN

COLORADO SPRINGS • DENVER • OMAHA • CHICAGO

READ DOWN			READ UP		
No. 2 Daily	Miles from Colo. Spgs.	Denver & Rio Grande Western Railroad	No. 1 Daily		
1 10 PM MST	0	Lv Colorado Springs, Colo.....	Ar 10 40 AM MST		
3 00 " "	75	Ar Denver, Colo.....	Lv 9 00 " "		
<i>Burlington Route</i>					
No. 10			No. 1		
4 00 PM MST	75	Lv Denver, Colo.....	Ar 8 30 AM MST		
7 35 " "	330	Ar McCook, Nebr.....	Lv 4 31 " "		
8 38 PM CST	330	Lv McCook, Nebr.....	Ar 5 28 " CST		
12 04 AM " "	558	Ar Lincoln, Nebr.....	Lv 1 58 " "		
1 11 " "	613	Ar Omaha, Nebr.....	Lv 12 51 " "		
5 57 " "	908	Ar Burlington, Iowa.....	Lv 8 05 PM " "		
9 15 " "	1114	Ar Chicago, Ill.....	Lv 5 00 " "		

mst—Mountain Standard Time. cst—Central Standard Time.

BEST WAY TO SEE THE BEST OF THE WEST

... is from a See-all Vista-Dome ... at SEE-level! Vista-Dome views of majestic Rocky Mountain wonderlands provide a thrilling daily panorama as refreshing as Nature's four seasons and their ever-changing effect on the Scenic Route.

Queen of Rio Grande's Vista-Dome streamliner fleet is the California Zephyr, which links the Great Lakes with the Golden Gate via Rio Grande's Colorado River Scenic Short Cut. That it is America's most popular transcontinental train is due primarily to the fact that it is specifically designed and scheduled for sightseeing.



CALIFORNIA ZEPHYR

BETWEEN

CHICAGO • DENVER
SALT LAKE CITY • SAN FRANCISCO

READ DOWN			READ UP		
No. 17 Daily	Miles From Chicago	STATIONS Burlington Route	No. 18 Daily		
3 10 PM CST	0	Lv CHICAGO, ILL. (<i>Union Station</i>).....	Ar 2 05 PM CST		
5 32 " "	162	Lv Galesburg, Ill.....	Ar 11 34 AM " "		
6 10 " "	205	Ar Cross Mississippi River.....	Ar 10 54 " "		
6 16 " "	206	Lv Burlington, Ia.....	Ar 10 51 " "		
7 31 " "	280	Lv Ottumwa, Ia.....	Ar 9 36 " "		
9 11 " "	393	Lv Creston, Ia.....	Ar 7 57 " "		
10 37 " "	480	Ar Cross Missouri River.....	Ar 6 49 " "		
10 57 " "	501	Ar Omaha, Nebr.....	Lv 6 14 " "		
11 02 " "	501	Lv Omaha, Nebr.....	Ar 5 59 " "		
12 25 AM " "	556	Lv Lincoln, Nebr.....	Ar 4 49 " "		
2 20 " "	653	Lv Hastings, Nebr.....	Ar 3 09 " "		
4 00 " MST	784	Lv McCook, Nebr.....	Lv 12 47 " "		
8 20 " "	1039	Ar DENVER, COLO.....	Lv 7 35 PM MST		
<i>Denver & Rio Grande Western R. R.</i>					
8 40 AM MST	1039	Lv DENVER, COLO.....	Ar 7 20 PM MST		
	1089	Moffat Tunnel—6.2 miles—Continental Divide.....			
c 10 59 AM MST	1114	Lv Granby, Colo.....	Lv 4 58 PM MST		
From Granby parallel the Colorado River for 235 miles.					
Byers Canyon—Gore Canyon					
12 26 PM MST	1168	Lv Bond, Colo.....	Lv 3 34 PM MST		
Red Canyon—Glenwood Canyon					
1 55 PM MST	1224	Lv Glenwood Springs, Colo.....	Lv 2 05 PM MST		
3 40 " "	1313	Ar Grand Junction, Colo.....	Lv 12 08 " "		
3 50 " "	1313	Lv Grand Junction, Colo.....	Ar 11 58 AM " "		
	1347	Ruby Canyon—Colo.—Utah State Line			
	1352	At Westwater, Utah—last glimpse of Colorado River.			
k 5 15 PM MST	1392	Lv Thompson.....	Lv 11 03 AM MST		
7 08 PM MST	1490	Lv Helper, Utah.....	Lv 8 53 AM MST		
	1515	Soldier Summit—Wasatch Range			
9 05 PM MST	1565	Lv Provo, Utah.....	Lv 6 50 AM MST		
10 00 " "	1609	Ar SALT LAKE CITY, UTAH.....	Lv 6 00 " "		
<i>Western Pacific Railroad</i>					
10 15 PM MST	1609	Lv SALT LAKE CITY, UTAH.....	Ar 5 40 AM MST		
10 59 " PST	1731	Ar Wendover, Utah.....	Lv 2 35 " PST		
1 25 AM " "	1872	Ar Elko, Nev.....	Lv 12 10 " "		
3 37 " "	2005	Ar Winnemucca, Nev.....	Lv 10 00 PM " "		
5 08 " "	2099	Ar Gerlach, Nev.....	Lv 8 35 " "		
6 10 " "	2165	Ar Herlong, Calif.....	Lv 7 30 " "		
7 05 " "	2216	Ar Portola, Calif.....	Lv 6 25 " "		
Feather River Canyon—116 miles through Sierra Nevada Range.					
8 20 AM PST	2256	Ar Keddie, Calif.....	Lv 5 10 PM PST		
10 50 " "	2332	Ar Oroville, Calif.....	Lv 2 50 " "		
11 24 " "	2358	Ar Marysville, Calif.....	Lv 2 18 " "		
12 10 PM " "	2398	Ar Sacramento, Calif.....	Lv 1 35 " "		
1 07 " "	2443	Ar Oakland, Calif.....	Lv 12 40 " "		
3 10 " "	2530	Ar Oakland, Calif. (<i>3rd & Washington</i>).....	Lv 10 45 AM " "		
<i>(Via Bus over San Francisco-Oakland Bay Bridge)</i>					
4 00 PM PST	2537	Ar San Francisco, Calif.....	Lv 10 00 AM " "		
<i>(3rd & Townsend Station)</i>					

c Stops on flag to receive revenue passengers for Sacramento or beyond, and discharge revenue passengers from Omaha or beyond.

d Stops on flag to receive revenue passengers for Denver or beyond, and discharge revenue passengers from Salt Lake City or beyond.

e Stops on flag to receive revenue passengers for Omaha or beyond, and discharge revenue passengers from Sacramento or beyond.

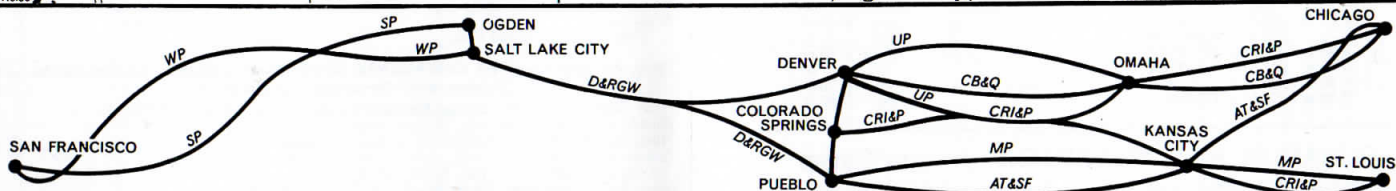
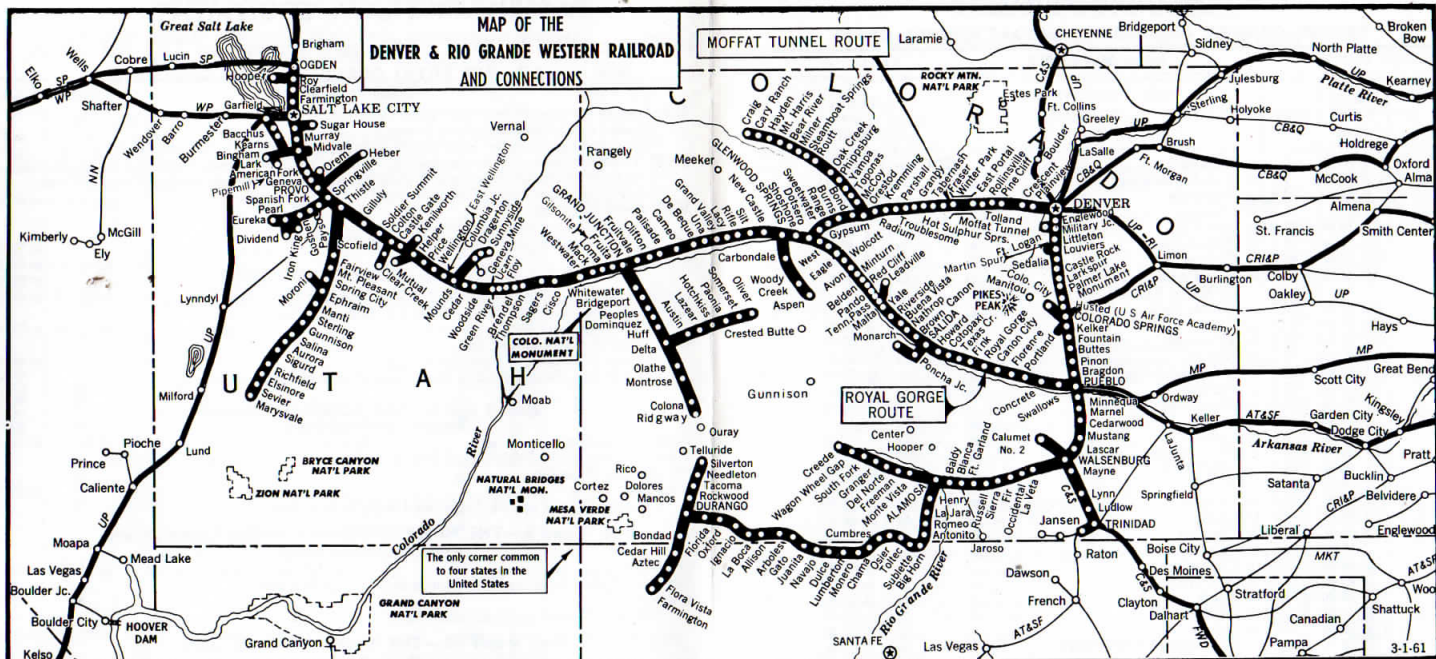
k Stops on flag to receive revenue passengers for Salt Lake City or beyond, and discharge revenue passengers from Denver or beyond.

cst—Central Standard Time. mst—Mountain Standard Time. pst—Pacific Standard Time.

All space on the California Zephyr—both coach and Pullman—is reserved and specifically assigned in advance. Dome seats are not reserved. Checked baggage will be handled on the California Zephyr to or from Glenwood Springs and Grand Junction, Colorado, but not to or from other intermediate points between Denver and Salt Lake City. No extra fare.

PERSONALIZED SERVICE

Rio Grande traffic representatives at the 39 offices listed in this folder are eager to be of service to you. Whatever your transportation problem, you'll find them friendly counselors.



TRAFFIC REPRESENTATIVES

ALAMOSA, COLO.—Rio Grande Freight Depot—Juniper 9-2530
H. E. CASH, General Agent

ATLANTA 3, GA.—1521 Healey Bldg.—57 Forsyth St. N. W.—Jackson 4-4831
K. N. HAHNE, General Agent

BOISE, IDAHO—1220 Vista Ave.—Phone 342-1722
CECIL PEARSON, General Agent

BOSTON, MASS.—P. O. Box 425—Frammingham, Mass.—872-5623
P. P. MAGUIRE, General Agent

CHICAGO 3, ILL.—Suite 2124 Bankers Bldg. 105 West Adams St.—Randolph 6-7445
G. C. CLEGG, Eastern Traffic Manager
P. O. SPURGEON, Traffic Manager
C. J. DOMBROW, General Agent
D. J. LEWIS, General Agent

CINCINNATI 2, OHIO—1436 Enquirer Bldg. 617 Vine St.—Parkway 1-3212
C. M. WILDT, General Agent

CLEVELAND 13, OHIO—1812 Terminal Tower Bldg.—50 Public Square—241-7386
W. M. DODDS, General Agent

COLORADO SPRINGS, COLO.—Rio Grande Passenger Depot—Melrose 4-4857
E. D. BURKE, General Agent

CRAIG, COLO.—Rio Grande Freight Depot—Taylor 4-6546
E. G. DEAKINS, District Freight & Passenger Agent

DALLAS 6, TEXAS—Moses & Cline Office Bldg. 4914 Greenville Ave.—EMerson 8-6281
J. B. LATIMER, General Agent

DENVER 17, COLO.—Rio Grande Bldg.—1531 Stout St.—Acoma 2-5533
W. S. MOORE, Traffic Manager
H. N. WEISENSTEIN, General Agent
D. G. FRAZIER, District Passenger Agent

DETROIT 2, MICH.—5-157 General Motors Bldg.—3044 West Grand Blvd.—Trinity 5-3025
G. L. NICOLIN, General Agent

EUGENE, ORE.—230 Ardel Offices 33 Tenth Avenue East—Diamond 5-8535
J. T. HULL, General Agent

FRESNO 21, CALIF.—207 T. W. Patterson Bldg.—2014 Tulare St.—AMherst 4-3290
C. E. MILLS, General Agent

GRAND JUNCTION, COLO.—Rio Grande Freight Depot—Chapel 2-5428
J. L. WELLS, General Agent

KANSAS CITY 5, MO.—602 Board of Trade Bldg.—127 West Tenth St.—Victor 2-5520
J. W. SAMPLE, General Agent

LOS ANGELES 14, CALIF.—421 Pacific Electric Bldg.—610 So. Main St.—MAdison 9-2316
O. V. HOWARD, General Agent

MEDFORD, ORE.—108 O. L. Davis Bldg.—34 North Central Avenue—772-5243
N. W. VORPAHL, General Agent

MILWAUKEE 16, WIS.—4160 N. 42nd St.—UPlown 1-7919
M. L. COLBY, General Agent

MINNEAPOLIS 3, MINN.—328 Rand Tower 527 Marquette Ave.—FEderal 3-7888
C. W. CAMPBELL, General Agent

NEW YORK 36, N. Y.—500 Fifth Ave., Room 220—ChICKering 4-7515
A. C. DICK, Traffic Manager
C. J. DOBOL, General Agent

OAKLAND 12, CALIF.—514 Central Bldg.—14th & Broadway—Glencourt 1-4925
M. E. CHASE, General Agent

OGDEN, UTAH—Rio Grande Freight Depot 130 24th Street—EXport 3-3325
R. B. WILLIAMS, General Agent

OMAHA 2, NEB.—512 Grain Exch. Bldg., 19th & Harney—342-5100
R. L. TAYLOR, General Agent

PHILADELPHIA 7, PA.—1535 Phila. Saving Fund Bldg.—12 South Twelfth St.—WAlnut 2-2323 & WALnut 2-6592
T. V. SIMMONS, General Agent

PITTSBURGH 22, PA.—1516 Oliver Bldg. Mellon Square—ATlantic 1-4242
A. D. COX, General Agent

PORTLAND 4, ORE.—417 Pacific Bldg. 520 S. W. Yamhill St.—CApitol 3-6104
W. M. KIRKPATRICK, Traffic Manager

PROVO, UTAH—Rio Grande Freight Depot 6th South and 3rd West—Franklin 3-6900
S. D. BURNSIDE, District Freight & Passenger Agent

PUEBLO, COLO.—Room 12, Union Depot—Lincoln 2-2374
J. M. JENSEN, Traffic Manager

RENO, NEV.—P. O. Box 2451—FAirview 2-1373
A. F. HOLMAN, General Agent

SACRAMENTO 21, CALIF.—39 Centre Office Bldg.—3382 El Camino Ave.—IVanho 3-7383
J. B. HUNTER, General Agent

ST. LOUIS 3, MO.—1226 Olive St., Room 412—GARfield 1-3670
C. R. LENNING, Traffic Manager
J. M. SINCLAIR, General Agent

SALT LAKE CITY 11, UTAH—Hotel Utah South Temple & Main—Davis 2-5741
D. D. KEY, Traffic Manager
J. P. HEINER, General Agent, Passenger Dept.

R. S. LAWRENCE, General Agent, Freight Dept.

SAN FRANCISCO 5, CALIF.—291 Monadnock Bldg.—681 Market St.—GARfield 1-2688
J. K. SPEIGHT, Western Traffic Manager
A. A. BOLTON, Traffic Manager
R. G. DEGUIRE, District Passenger Agent

SAN JOSE 25, CALIF.—Suite 211, San Jose Commercial Center—1261 Lincoln Ave.—CYpress 3-6508
F. D. LUCAS, General Agent

SANTA ROSA, CALIF.—2714 Spring Cree Dr. P. O. Box 2025—Liberty 2-7312
J. McMILLEN, General Agent

SEATTLE 1, WASH.—503 White-Henry-Stuart Bldg.—4th & University—MAin 3-8482
(From Tacoma telephones ask operator for Zenith 9370—no toll charge)

E. K. YAEGER, General Agent

STOCKTON 2, CALIF.—309 American Trust Company Bldg.—22 North San Joaquin St.—HOWard 5-2072
M. W. WELDON, General Agent

WASHINGTON 5, D.C.—Suite 1000 Shoreham Bldg.—15th & H Sts. N. W.—EXecutive 3-0373
J. L. HENNING, General Agent



If you would like further information regarding our passenger services, or to receive future issues of this time table, please write to
H. F. ENO, Passenger Traffic Manager, Denver & Rio Grande Western Railroad, Room 100 Rio Grande Bldg., 1531 Stout St., Denver 17, Colo.

R. KNOX BRADFORD, Vice President—Traffic
H. F. BURNAUGH, Assistant to Vice-President—Traffic

C. J. HARBEKE, General Freight Traffic Manager
J. G. SIMPSON, General Freight Traffic Manager

Rio Grande Building
1531 Stout Street
Denver, Colorado