

MAY 1, 1952

MAY 1, 1952

Gulf, Mobile & Ohio

Gulf, Mobile & Ohio

The Alton Route

The Alton Route

GM&O

GM&O



THE DIRECT ROUTE Between the Midwest and Gulf Ports

THE DIRECT ROUTE Between the Midwest and Gulf Ports



"We ride
FREE
on the Gulf, Mobile & Ohio"

• Yes, train travel is best for family travel . . . and mighty economical, too. For when the family travels by train, children under five ride free . . . and children five to twelve pay only half fare. And don't forget the big free baggage allowance—150 pounds per ticket, plus the hand baggage you carry on the coach or sleeping car.

• The GULF, MOBILE & OHIO welcomes your family to its clean, comfortable trains. We hope you will enjoy your trip, and travel with us often!



Many of our trains have hostesses— attractive young ladies whose job it is to make your trip more pleasant. If there's any way they can help you, please call on them!



Helpful Suggestions For Reading this Time Table

We have tried to make this timetable easier to read. Here are a few suggestions.

The alphabetical Station Index, page 5, furnishes a convenient reference to the Table Number for individual route schedules. Locate your point of destination in this index, then turn to the Table Number opposite the station in which you are interested. The Table Numbers are featured prominently at the top of each schedule. These should not be confused with the page numbers that appear at the bottom of each page.

In the case of the schedules for Chicago to St. Louis and St. Louis to Chicago, the figures read down. Where station columns appear in the center of the table, the schedule figures on the left should be read down (from top to bottom) while the schedule figures on the right of the station column should be read up (from bottom to top).

Time from 12:01 A.M. to 12:00 Noon, inclusive, is shown in LIGHT face type. Time from 12:01 P.M. to 12:00 Midnight, inclusive, is shown in DARK face type.

Please be sure to note various symbols (such as A, C, T) in schedule columns as they indicate exceptions. These are usually explained under reference notes on the same page as the schedule.

The centerspread, pages 12 and 13, is a map of the new Gulf, Mobile and Ohio system, showing territory covered by our railroad. Reference to this map may prove helpful in planning your trip or shipment of freight.

Pages 16 to 19 list connections with other railroads at gateway cities. These are included for your convenience.

The Gulf Transport Company schedules appear on page 15. This is a wholly-owned bus subsidiary of the Gulf, Mobile and Ohio System.

GENERAL INDEX

Table of General Index contents including Baggage Information, Complete Train Schedules, Condensed Schedules, and various equipment and fare information.

INDEX TO SERVICE BETWEEN PRINCIPAL CITIES

Large table showing service between principal cities (Chicago, St. Louis, Mobile, etc.) with columns for 'Between', 'And', and 'Table'.



the Gulf Coast invites you!...

Spring, summer, fall, or winter . . . you'll find real enjoyment along the glorious Gulf Coast

The GULF, MOBILE & OHIO offers convenient, comfortable Pullman service between Chicago, St. Louis and Mobile. Fast streamliners between Chicago and St. Louis—good connections with the popular REBELS between St. Louis and Mobile.

Visit the Gulf Coast this year . . . and enjoy your trip even more aboard the fast air-conditioned trains of the GULF, MOBILE & OHIO!



STATION INDEX

TO FIND THE TRAIN SERVICE TO OR FROM ANY GIVEN POINT

First, locate the station in the index below; opposite the stations are the numbers of the time tables in which the train service is shown.

Time from 12:01 midnight to 12:00 noon inclusive is shown by light faced figures, and time from 12:01 noon to 12:00 midnight inclusive by heavy faced figures.

Main Station Index table listing stations across various states and their corresponding table numbers.

Station Index table listing stations across various states and their corresponding table numbers.

Station Index table listing stations across various states and their corresponding table numbers.

EXPLANATION OF REFERENCE MARKS. Freight Service only. For special service only. Stations marked with a dot are conditional stops on the division indicated but are not shown in the table. See pages 10 and 11.

CHICAGO, SPRINGFIELD and ST. LOUIS

SOUTHBOUND—READ DOWN					NORTHBOUND—READ UP					
7 Daily	505 Sun. Only	5 Ex. Sun.	S 3 Daily	1 Daily	S 19 Daily	S 2 Daily	4 Daily	6 Daily	S 18 Daily	8 Daily
PM 11 25	PM 6 55	PM 5 00	PM 4 50	AM 11 45	AM 8 25	PM 2 08	PM 5 15	PM 8 30	PM 9 40	AM 7 00
12 15	7 48	6 05	E 6 30	H 1225	9 05	J 1 19	M 4 27	8 27	J 9 40	L 6 00
C 12 50	8 29	6 43			10 02			7 38	J 8 50	L 5 05
1 12	8 48	7 11			10 02			7 38	J 8 50	L 4 40
1 32		7 25			10 41			7 14	J 8 50	L 4 40
2 20	9 35	8 10	6 57	1 53	10 41	11 51	2 50	6 20	J 8 50	L 3 45
3 05	10 05	8 40	G 7 26	2 53	11 10	K 11 14	1 50	5 40	K 6 48	L 2 56
4 05	D 11 36	9 30	7 59		11 45	10 48	1 50	4 55	K 6 18	L 2 10
5 10		10 12			12 23	11 12	4 12	4 12	K 6 18	L 1 20
6 05		10 50	9 07	4 05	12 55	12 37	3 32	3 32	K 6 18	L 1 20
7 05	1 15	11 55	10 00	4 55	1 45	1 45	4 30	4 30	K 6 18	L 1 45
AM	AM	PM	PM	PM	AM	AM	AM	AM	AM	AM

CHICAGO and KANSAS CITY

SOUTHBOUND READ DOWN		NORTHBOUND READ UP	
7-21 Daily	TABLE 2 Cent. Std. Time Union Station	20-6	
PM 11 25	Lv Chicago, Ill. Union Station	PM 9 30	
12 15	" Joliet	8 27	
C 12 50	" Dwight	7 38	
1 12	" Pontiac	7 14	
2 10	Ar Bloomington	6 35	
8 10	Lv Bloomington	5 45	
8 37	" Minier	5 08	
8 59	" Delavan	4 42	
9 08	" San Jose	4 32	
9 23	" Mason City	4 18	
9 36	" Greenview	4 05	
9 50	" Petersburg	3 52	
10 12	" Ashland	3 31	
11 00	" Jacksonville	3 05	
11 22	" Murrayville	2 43	
11 40	Ar Roodhouse	2 25	
12 01	Lv Roodhouse	2 20	
1 08	" Louisiana	1 08	
2 45	" Mexico	11 43	
4 45	" Slater	9 50	
5 55	" Higginville	8 39	
7 24	" Independence	7 33	
7 45	Ar Kansas City Union Station	7 15	
PM		AM	

JACKSON, TENN.—JACKSON, MISS.—NEW ORLEANS

SOUTHBOUND READ DOWN		NORTHBOUND READ UP	
1 The Rebel Daily	TABLE 4 Cent. Std. Time	2 The Rebel Daily	
PM 8 00	Lv Jackson, Tenn. Union Station	AM 7 45	
10 50	" New Albany	5 15	
2 00	" Louisville	2 15	
3 15	" Union	12 52	
5 55	" Jackson, Miss.	10 45	
9 05	" Bogalusa	7 35	
9 55	" Slidell	6 35	
11 00	Ar New Orleans, La.	5 30	
AM		PM	

THROUGH SLEEPING CAR—DAILY BETWEEN CHICAGO, LITTLE ROCK and HOT SPRINGS

SOUTHBOUND READ DOWN		NORTHBOUND READ UP	
PM 4 50	Lv Chicago, Ill. (G.M. & O.-Alton Route)	AM 7 00	
10 00	Ar St. Louis, Mo. (G.M. & O.-Alton Route)	Lv 11 45	
12 45	Lv St. Louis, Mo. (Mo. Pac.)	Ar 11 00	
10 30	Ar Little Rock, Ark. (Mo. Pac.)	Lv 3 20	
12 45	Ar Hot Springs, Ark. (Mo. Pac.)	Lv 1 45	
PM		PM	

ST. LOUIS—MOBILE

SOUTHBOUND—READ DOWN		NORTHBOUND—READ UP	
1 W Daily	15 Gulf Coast Rebel Daily	16 Gulf Coast Rebel Daily	2 W Daily
AM 11 10	PM 6 00	AM 8 15	PM 4 40
11 28	6 18	7 45	4 20
4 05	9 50	3 55	11 35
7 35	12 35	1 15	8 10
	4 57	8 40	
	7 05	6 45	
	10 55	3 15	
PM	AM	PM	AM

THROUGH SLEEPING CAR—DAILY BETWEEN CHICAGO and MOBILE

4 Section, 8 Roomette, 3 Double-Bedroom, 1 Compartment Sleeping Car via G.M.&O.-Alton Route.

SOUTHBOUND READ DOWN		NORTHBOUND READ UP	
AM 11 45	Lv Chicago, Ill. (G.M. & O.-Alton Route)	PM 2 08	
1 53	" Bloomington	11 51	
2 53	" Springfield	10 48	
6 00	" St. Louis	8 15	
7 05	Ar Meridian, Miss.	6 45	
10 55	" Mobile, Ala.	3 15	
AM		PM	

- REFERENCE NOTES**
- 1—Daily except Sunday.
 - 2—Daily
 - C—Stops on signal to discharge passengers from Chicago and pick up for St. Louis. Regular stop Sunday a.m.
 - D—Stops to discharge revenue passengers from Chicago.
 - E—Stops on signal to receive revenue passengers for points where train is scheduled to stop.
 - F—Stops on flag to receive and discharge revenue passengers.
 - G—Stops to discharge revenue passengers from Chicago and receive revenue passengers for St. Louis.
 - H—Stops on signal to pick up revenue passengers for Springfield and beyond.
 - J—Stops to discharge revenue passengers from Springfield and south.
 - K—Stops on flag to discharge passengers from St. Louis and receive for Chicago.
 - L—Stops daily except Sunday. On Sunday stops to discharge passengers from Springfield and south.
 - M—Stops to discharge revenue passengers from St. Louis.
 - P—Stops daily except Sunday. On Sunday stops on signal to discharge revenue passengers from Springfield and south, also to receive for Chicago.
 - S—Streamliner.
 - W—Motor car-coach train
 - X—Only through baggage handled between Chicago and St. Louis.



EXPRESS IT!

for friendly shipping help... and sure, fast service...

ALWAYS ASK THE EXPRESS MAN!

All Parlor Cars Trains 1-2-3-4-18 and 19 are owned and operated by the G. M. & O. R. R.
All Gulf Mobile & Ohio—"The Alton Route" Trains are Air Conditioned and Diesel Electric powered.

SOUTHBOUND

TRAIN 1—THE ALTON LIMITED
Chicago to St. Louis
Parlor Lounge (10)
Parlor Car with Drawing Room (11)
Dining Car
Reclining Seat Coaches
Chicago to Mobile
4 Section, 3 Double Bedrooms, 8 Roomettes, 1 Compartment, Sleeping Car (1)
Train 15 from St. Louis
Hostess Service

TRAIN 3—THE ABRAHAM LINCOLN
Chicago to St. Louis
Observation Lounge (20)
Parlor Cars with Drawing Room (21, 22)
Cocktail Lounge for Parlor Car Passengers.
Dining Car
Reclining Seat Coaches
Cocktail Lounge for Coach Passengers.

TRAIN 5—THE MAIL
Chicago to St. Louis
Reclining Seat Coaches

TRAIN 7—THE MIDNIGHT SPECIAL
Chicago to St. Louis
10 Section, Drawing Room, Compartment, Sleeping Car (90)
21 Roomette Car (91)
Thirteen Double Bedroom Sleeping Car (92). Sleeping Cars ready for occupancy 9:30 P. M.
4 Section, 8 Roomette, 3 Double Bedrooms, 1 Compartment Car (93)
Sleeping Cars may be occupied until 8:00 a.m., St. Louis Union Station.
Reclining Seat Coaches

NORTHBOUND

TRAIN 2—THE ABRAHAM LINCOLN
St. Louis to Chicago
Observation Lounge (20)
Parlor Cars with Drawing Room (21, 22)
Cocktail Lounge for Parlor Car Passengers.
Dining Car
Reclining Seat Coaches
Cocktail Lounge for Coach Passengers.
Mobile to Chicago
4 Section, 8 Roomettes, 3 Double Bedrooms, 1 Compartment Sleeping Car (2) arrives St. Louis train 16.
Hostess Service

TRAIN 4—THE ALTON LIMITED
St. Louis to Chicago
Parlor Lounge (10)
Parlor Car with Drawing Room (11)
Dining Car
Reclining Seat Coaches
Hostess Service

TRAIN 6—THE PRAIRIE STATE EXPRESS
St. Louis to Chicago
Reclining Seat Coaches

TRAIN 8—THE MIDNIGHT SPECIAL
St. Louis to Chicago
10 Sections, Drawing Room, 2 Compartment, Sleeping Car (100)
21 Roomette Sleeping Car (101)
Thirteen Double Bedroom Sleeping Car (102)
4 Section, 8 Roomettes, 3 Double Bedrooms, 1 Compartment Sleeping Car (103)
Sleeping Cars ready for occupancy 9:30 P. M.
Reclining Seat Coaches
14 Roomettes, 2 Double Bedrooms, 1 Drawing Room Sleeping Car (83). From Hot Springs and Little Rock in Mo. Pac. No. 220-8.
Reclining Seat Coaches
Note: Extra Parlor cars 52 and 53 without private lavatory.

TRAIN 15—THE GULF COAST REBEL
St. Louis to Mobile
Reclining Seat Coaches
Lounge Dining Car
4 Section, 8 Roomettes, 3 Double Bedrooms, 1 Compartment Sleeping Car (1) Chicago to Mobile
8 Section, 3 Double Bedrooms, Drawing Room Sleeping Car (3) St. Louis to Mobile.
Hostess Service

TRAIN 16—THE GULF COAST REBEL
Mobile to St. Louis
Reclining Seat Coaches
Lounge Dining Car
4 Section, 8 Roomettes, 3 Double Bedrooms, 1 Compartment Sleeping Car (2) Mobile to Chicago. Train 2 from St. Louis.
8 Section, 3 Double Bedrooms, Drawing Room Sleeping Car (4) Mobile to St. Louis.
Hostess Service


TRAIN 18—THE ANN RUTLEDGE
St. Louis to Chicago
Observation Lounge (30)
Parlor Cars with Drawing Rooms (31, 32)
Cocktail Lounge for Parlor Car Passengers.
Dining Car
Reclining Seat Coaches
Cocktail Lounge for Coach Passengers.
Hostess Service

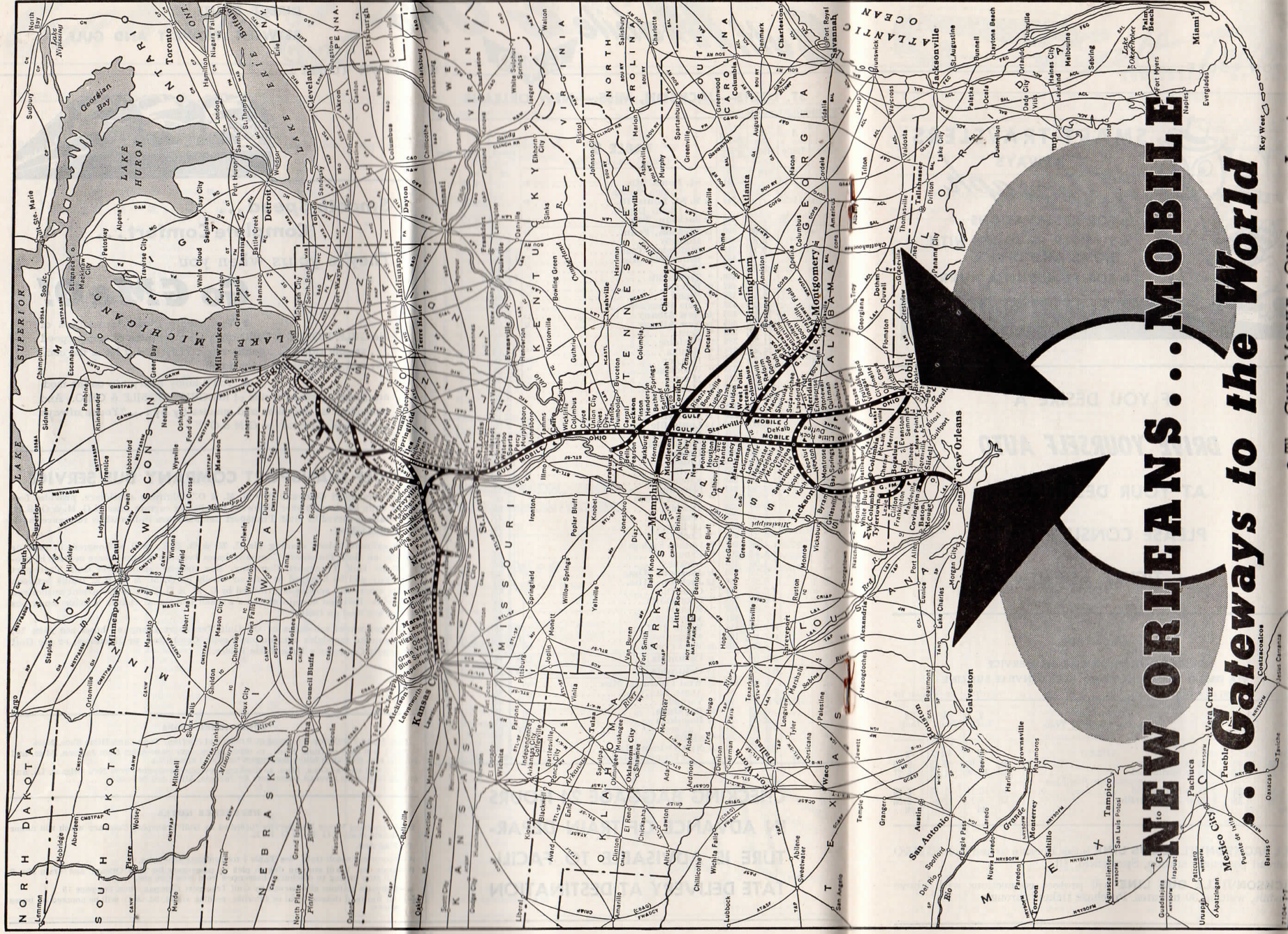
TRAIN 19—THE ANN RUTLEDGE
Chicago to St. Louis
Observation Lounge (30)
Parlor Cars with Drawing Rooms (31, 32)
Cocktail Lounge for Parlor Car Passengers.
Dining Car
Reclining Seat Coaches
Cocktail Lounge for Coach Passengers.
Hostess Service

45 TRAFFIC OFFICES FOR YOUR CONVENIENCE

- There's a G.M. & O. Traffic Office near you—ready at all times to furnish the information you need about your shipments or prospective movements.
- Trained personnel can give you rates and routes at a moment's notice—can tell you when your cars near their destinations. Call on them to serve you!


(for complete list of Traffic Offices, see page 3)





NEW ORLEANS... MOBILE Gateways to the World

- The GULF, MOBILE & OHIO serves America from the Great Lakes to the Gulf of Mexico . . . and connects with overseas commerce through two great Gulf ports.
- Along this railroad flows the lifeblood of the nation — traffic vital to the strength of America. The GULF, MOBILE & OHIO maintains an alert Foreign Freight Department fully qualified to handle your export and import traffic requirements.
- Foreign Freight Traffic Manager H. H. Gibson and his staff will welcome your inquiries. Write him c/o G M & O, 104 St. Francis Street, Mobile, Alabama.



G M & O Gulf, Mobile & Ohio
RAILROAD



THE ALTON ROUTE

34th SEASON . . . MUNICIPAL OPERA
OPEN-AIR THEATRE — FOREST PARK — ST. LOUIS, MO.

1952 Presentations

June 5 through June 15—(11 nights) . . . "SHOW BOAT"
June 16 through June 22 . . . "SALLY"
June 23 through June 29 . . . "THE CAT AND THE FIDDLE"
June 30 through July 6 . . . "ROSE MARIE"
July 7 through July 13 . . . "THE STUDENT PRINCE"
July 14 through July 20 . . . "THE BARTERED BRIDE"
July 21 through July 27 . . . "COUNTESS MARITZA"
July 28 through August 3 . . . "MLLE. MODISTE"
August 4 through August 10 . . . "NAUGHTY MARIETTA"
August 11 through August 17 . . . "BABES IN TOYLAND"
August 18 through August 31 . . . "ANNIE GET YOUR GUN" (14 nights)

Famous singers, dancers and comedians of the stage, screen and radio appear in leading roles.

SINGING AND DANCING CHORUS OF 90

ORCHESTRA OF 50 . . . Performances nightly at 8:30

CONNECTIONS The schedules of Gulf, Mobile & Ohio trains are arranged to afford convenient connections at all important terminals

All trains run daily unless otherwise shown. All A.M. time is given in light figures; P.M. time in heavy figures.

FROM ST. LOUIS

Table with Missouri Pacific Lines, Frisco Lines, New York Central System, and Illinois Central routes from St. Louis.

TO ST. LOUIS

Table with Missouri Pacific Lines, Frisco Lines, New York Central System, and Illinois Central routes to St. Louis.

Table with Frisco Lines and Missouri-Kansas-Texas Lines routes.

Table with Frisco Lines and Missouri-Kansas-Texas Lines routes.

Table with New York Central System and Baltimore & Ohio R. R. routes.

Table with New York Central System and Baltimore & Ohio R. R. routes.

Table with Illinois Central, Louisville & Nashville R. R., and Nickel Plate (N.Y.C. & St. L.) routes.

Table with Illinois Central, Louisville & Nashville R. R., and Nickel Plate (N.Y.C. & St. L.) routes.

REFERENCE NOTES t—Stops on flag to receive and discharge passengers. K—Mo. Pac. Bus. C.T.—Central Time. E.T.—Eastern Time.



THE ALTON ROUTE

CONNECTIONS—All trains run daily unless otherwise shown. All A.M. time is given in light figures; P.M. time in heavy figures.

FROM ST. LOUIS — Continued

Table with Pennsylvania R. R. routes from St. Louis.

FROM CHICAGO

Table with Baltimore & Ohio R. R. and M. St. P. & S. S. M. R. R. routes from Chicago.

Table with Chicago, Burlington & Quincy R. R. routes from Chicago.

Table with Chicago and North Western Ry. routes from Chicago.

Table with Chicago, Milwaukee, St. Paul and Pacific R. R. routes from Chicago.

Table with Chicago North Shore & Milwaukee Ry. routes from Chicago.

Table with Chicago, Rock Island & Pacific R. R. routes from Chicago.

Table with Chicago, South Shore and South Bend R. R. routes from Chicago.

TO ST. LOUIS — Continued

Table with Pennsylvania R. R. routes to St. Louis.

TO CHICAGO

Table with Baltimore & Ohio R. R. and M. St. P. & S. S. M. R. R. routes to Chicago.

Table with Chicago, Burlington & Quincy R. R. routes to Chicago.

Table with Chicago and North Western Ry. routes to Chicago.

Table with Chicago, Milwaukee, St. Paul and Pacific R. R. routes to Chicago.

Table with Chicago North Shore & Milwaukee Ry. routes to Chicago.

Table with Chicago, Rock Island & Pacific R. R. routes to Chicago.

Table with Chicago, South Shore and South Bend R. R. routes to Chicago.

REFERENCE NOTES

t—Daily except Sunday. f—Sunday only. A—Daily to Madison—Except Sunday beyond. N—All Coach Streamliner—all seats reserved. Special service charge. M.T.—Mountain Time. C.T.—Central Time. E.T.—Eastern Time. C.D.T.—Central Daylight Time. P.T.—Pacific Time.



RAILROAD FARES

These fares shown as information only and are subject to change. TAX NOT INCLUDED.

THE ALTON ROUTE

Table with columns: BETWEEN, IN COACHES, IN SLEEPING OR PARLOR CAR, One Way, 6 Mths. Round Trip. Rows include Chicago, Ill. and Alton, Ill. to various destinations.

Table with columns: BETWEEN, IN COACHES, IN SLEEPING OR PARLOR CAR, One Way, 6 Mths. Round Trip. Rows include Granite City, Ill. and other nearby locations.

Table with columns: BETWEEN, IN COACHES, IN SLEEPING OR PARLOR CAR, One Way, 6 Mths. Round Trip. Rows include Kansas City, Mo. and Jackson, Tenn. and other regional cities.

REFERENCE NOTES

- 1. Round trip fare 15 day limit good in Coaches or Observation Car \$3.95.
2. Round trip fare 15 day limit good in Coaches or Observation Car \$4.95.
3. Round trip fare 15 day limit good in Coaches or Observation Car \$2.50.



SLEEPING and PARLOR CAR RATES

These fares shown as information only and are subject to change. TAX NOT INCLUDED.

THE ALTON ROUTE

Table with columns: BETWEEN, Lower Berth, Upper Berth, Seat Rate Day Service. Rows include Chicago, Ill. and Alton, Ill. to various cities.

Table with columns: BETWEEN, Lower Berth, Upper Berth, Seat Rate Day Service. Rows include Birmingham, Ill. and other destinations.

Table with columns: BETWEEN, Lower Berth, Upper Berth, Seat Rate Day Service. Rows include Jackson, Tenn. and other regional cities.

MINIMUM ADULT RAILROAD AND PULLMAN TICKET REQUIREMENTS

The use of certain types of Pullman accommodations require presentation of a minimum number of Railroad and Pullman tickets.

RAIL

Table listing sleeping car accommodations like Double Bedroom, Single Bedroom, Roomette, etc., with their respective rates.

TABLE OF RATES FOR VARIOUS ACCOMMODATIONS IN PULLMAN SLEEPING CARS

Table with columns: Where Rate for Lower Berth is, Rate for Upper Berth is, Rate for Roomette, Rate for Bedroom, Rate for Bedroom Suite, Rate for Compartment, Rate for Drawing Room. Rows show rates for various accommodations.

Tickets to New Orleans and Mobile Exchangeable

Return portion of round trip tickets sold at stations St. Louis, Mo., Chicago, Ill., and contiguous territory as provided in tariffs, reading to New Orleans, La. (except via L&N R.R.) with coupon reading from New Orleans, La. via Gulf, Mobile and Ohio R.R., Illinois Central R.R., or Missouri Pacific R.R. to St. Louis, Mo., or points beyond, will, without additional charge, be exchanged by Gulf, Mobile and Ohio R.R. at Mobile, Ala., for tickets reading via Gulf, Mobile and Ohio R.R., from Mobile, Ala. to St. Louis, Mo. or points beyond.

Return portion of round trip tickets sold at stations St. Louis, Mo., Chicago, Ill., and contiguous territory, as provided in tariffs, reading to Mobile, Ala., via Gulf, Mobile and Ohio R.R., will, upon additional payment of \$2.40 be exchanged by Gulf, Mobile and Ohio R.R., Illinois Central R.R. or Missouri Pacific R.R., at New Orleans, La. for tickets reading to St. Louis, Mo. or points beyond.

PULLMAN

The minimum number of PULLMAN Seat Tickets required for seat service in Sleeping and Parlor Cars covering day travel are: Roomette, 1; Double Bedroom, 2; Compartment, 3; Drawing Room in Sleeping Cars, 3; Drawing Room in Parlor Cars, 3.

REFERENCE NOTES

The use of these accommodations is subject to certain minimum ticket requirements shown in detail above.

SALE OF SEATS:

Seats in sleeping cars will be sold from stations passed after a reasonable hour in the morning, where such sales will not discommode berth passengers, but will not be sold to stations passed after 10:30 p.m. or before a reasonable time in the morning, except by a special order, or except where car is due to arrive at terminus not later than midnight, or where there are unsold drawing rooms, or other types of accommoda-

tions in which seat passengers could be accommodated without discommode berth passengers. This rule will not apply to observation, lounge, composite or club cars of this Company, in which seats may be sold during the night when such sales do not inconvenience sleeping car passengers. SEAT PASSENGERS WILL NOT BE LOCATED IN SPACE OF BERTH OR SECTION PASSENGERS.

TRAIN INFORMATION

All Gulf, Mobile and Ohio—"The Alton Route" trains operate on Central Standard Time. These timetables show when trains are scheduled to arrive and depart from stations—and stops are made only at stations where time is given or as indicated by special or conditional stops as shown in notes. While the company makes every effort to maintain schedules, it cannot guarantee the arrival and departure at times shown nor assume responsibility for delays or consequences arising therefrom. Likewise, the schedules and equipment shown in this timetable are subject to change without notice.

Our passenger and ticket agents will be pleased to confirm time of departures and arrivals and provide other train service information.

INFORMATION ON TICKETS AND FARES

Conductors are required to issue receipts for fares paid on trains.

Children under 5 years of age transported free, when accompanied by parent or guardian; 5 years of age and under 12, one-half fare; 12 years of age or over, full fare (see NOTE). Exception—children under half-fare age occupying seat in parlor car must pay one-half fare plus the usual parlor car seat fare.

NOTE: Children under twelve (12) years of age who are not mature enough to care for themselves, when traveling alone must not be ticketed unless accompanied by parent or guardian.

Adjustments of Fares—Should any misunderstanding arise with conductors or agents as to the proper fare or ticket privileges, please pay fare requested, take receipt and communicate with Passenger Traffic Manager, Room 800, 721 Olive St., St. Louis 1, Mo.

Stop-Overs—In general stop-over privileges are permitted at all points to holders of one-way and round-trip tickets upon application to conductor within final time limits. (Exception—certain excursion tickets.)

Time Limit on use of Ticket—One-way tickets are limited to 30 days from date of sale and must be used within that limit. Round trip tickets—final return limit six months unless otherwise stated.

We recommend round trip tickets as you save both time and money in their purchase.

Honoring Tickets to Non-Stop Stations—Passengers holding tickets to stations at which through train does not stop are required to transfer at some intermediate point (usually the last regular stopping point short of destination) and to use first following local train scheduled to stop at destination.

GULF TRANSPORT COMPANY BUS SERVICE

Gulf Transport Company, the Gulf, Mobile and Ohio System's highway subsidiary, provides frequent daily bus service over highways paralleling certain lines of the Gulf, Mobile and Ohio Railroad. See page 15 of this folder for schedules and ticket interchange options.

BAGGAGE INFORMATION

Please mark or tag each piece of your baggage with your name and address and place your name and permanent address inside each piece whether the baggage is checked or carried with you on the train. We recommend the checking of heavy and large size hand luggage in regular baggage service.

Passengers may check without additional charge up to 150 pounds on each ticket, 75 pounds on each half ticket. Above

these amounts excess will be charged with a maximum of 300 pounds or 72 inches in greatest dimension. Above these limits shipments qualify not as baggage but as express or freight. Passengers are requested to declare the actual value of baggage at time of checking. The maximum baggage tariff liability per adult ticket is \$100.00. If the value on baggage exceeds this allowance, a charge of 15 cents (20 cents in Southern territory) for each additional \$100.00 or fraction thereof is made with a limit of excess for one passenger of \$2,500.00.

Every effort is made to forward baggage on same train with passenger, but obviously because of time and baggage space limitations on certain trains this cannot be guaranteed.

Special Delivery—Passengers desiring to have their baggage delivered promptly at hotel or residence at destination may obtain special delivery checks from agent at starting point by paying the transfer company's charges prescribed in the baggage tariff. Authorized transfer companies will call for and check baggage from hotels and residences in principal cities.

Dogs and Pets—Dogs and other household pets are transported in baggage cars subject to tariff regulations. Small dogs or other small animals (not venomous, odoriferous or otherwise objectionable) when carried in baskets or containers, may be taken into drawing rooms, compartments or bedrooms in parlor or sleeping cars.

LOST ARTICLES—BAGGAGE CLAIMS

Passengers who have lost articles in coaches or at stations or who wish to make inquiry regarding baggage will please communicate with nearest agent or with T. G. Seese, Manager M. B. & E. S., Room 270, Union Station, 517 W. Adams St., Chicago 6, Illinois. Articles lost in Pullman cars, if found, are returned to that company, and report of loss should be made direct to the Pullman Company.

REFUNDS

If you have purchased a round trip ticket, and it is unused one way any GM&O Ticket Agent will refund the unused portion, within 30 days after date of sale.

LOST TICKETS

Obviously, the railroad company cannot replace lost tickets. If a ticket is lost, the passenger should purchase another ticket, take receipt, and should write to the Passenger Traffic Department, Room 800, 721 Olive St., St. Louis 1, Mo., explaining the circumstances. If the ticket is found and returned unused, the company will refund the additional fare paid.

GENERAL INFORMATION

Railway Express Agency, Inc. Service is maintained on this railroad, furnishing national facilities for the rapid transportation of express.

The Western Union Telegraph Company handles messages at public telegraph offices on this railroad.

Travelers' Aid—Representatives of National Travelers' Aid Society are at many of the larger stations for purposes of relief of distress and assistance of unprotected. Those in need of such service should inquire of the station force for a National Travelers' Aid Society representative.

building
for the
Future...



AMERICA'S FUTURE depends on boys like these—the carefree kids of today, who will be the responsible citizens of tomorrow.

To help them today, the GM&O Railroad is co-sponsoring (with civic, educational, religious and fraternal organizations) various programs intended to promote a better way of life and to provide training in leadership and democracy.

To help them tomorrow, there must be added industrial and agricultural development—affording economic opportunities for all. GM&O is co-operating with its many communities to assist in accomplishing this.

Thus this Railroad endeavors to be a useful citizen in its territory.



A. B. Tiqueta
PRESIDENT

Gulf, Mobile & Ohio
RAILROAD