

Company Doctors

J.M.L. JENSEN, Chief Surgeon .....	Chicago
* R. BRUCE WALLACE, JR. ....	Alexandria
CURTIS W. JONES .....	Benton
W.C. REEVES .....	Bernice
C.C. COLVIN .....	Bernice
* S.P. McCONNELL .....	Booneville
* B.G. PARKER .....	Booneville
* E.D. McKNIGHT .....	Brinkley
W.L. WALKER .....	Brinkley
* F.C. INMAN, JR. ....	Carlisle
W.R. COTHERN .....	Crossett
WALTER P. HARRIS .....	Danville
* J.B. WHARTON, JR. ....	El Dorado
* J.H. PINSON, JR. ....	El Dorado
* ALBERT R. CLOWNEY .....	El Dorado
C.E. TOMMEY .....	El Dorado
H.H. ATKINSON .....	Fordyce
JOHN H. DELAMORE .....	Fordyce
A.M. BRADLEY .....	Forrest City
* W.P. LERBLANCE .....	Hartshorne
CHARLES E. GARRETT .....	Hot Springs
RICHARD F. GRAHAM .....	Hot Springs
* P.W. HOOVER .....	Little Rock
B.E. HOLMES .....	Lonoke
* R.V. McCRAY .....	Malvern
FRANK SAVOY, JR. ....	Mamou
E.J. BROWN .....	Mansfield
LOUIS DAKIL .....	McAlester
* J.T. BRIDGES .....	Memphis
* I.F. TULLIS .....	Memphis
* JAMES O. PENNINGTON .....	Ola
B.C. HYATT .....	Perryville
EARL M. WOODSON .....	Poteau
MARVIN T. GREEN .....	Ruston
G.H. DAVIS .....	Seminole
* D.O. CHILDERS .....	Shawnee
* J.H. GARDNER .....	Shawnee
* J.R. HAYES .....	Shawnee
J.D. KETHLEY .....	Shawnee
* GEORGE D. TAYLOR .....	Sparkman
MILTON C. JOHN .....	Stuttgart
C.B. KNIGHT .....	Wewoka
GEORGE R. BOOTH .....	Wilburton
GEORGE M. RODGERS .....	Winnfield

Oculists or Aurists:

C.D. CYPHERS .....	El Dorado
C.H. LANDERS .....	El Dorado
K.W. COSGROVE, JR. ....	Little Rock
JOHN HENRY .....	Little Rock
C.J. WATKINS .....	Little Rock
FRED D. SWITZER .....	McAlester
D.H. ANTHONY .....	Memphis
D.F. FISHER .....	Memphis
CLINTON GALLAHER .....	Shawnee
TOM L. JOHNSON .....	Shawnee

\* Examiner

Official Hospitals

Name	Place-Office Location	Telephones
Arkansas Baptist Hospital, Little Rock, 1720 W. 13th St.		FR 4-3351
Warner-Brown Hospital, El Dorado, Oak St.		UN 3-3161
Broadway Hospital...Shawnee, 624 N. Broadway		BR 3-5801

# Chicago, Rock Island & Pacific Railroad



# TIME TABLE

## ARKANSAS DIVISION

# No. 7

EFFECTIVE AT 12:01 A.M.  
CENTRAL STANDARD TIME

## SUNDAY, OCTOBER 31, 1965

O. R. THURSTON,  
Superintendent

A. E. ANDERSON  
Asst. General Manager

J. B. BUFFALO,  
General Manager

W. F. THOMPSON  
Senior Asst. General Manager

This Time Table for the exclusive use  
and guidance of Employees

# Westward

# Main Line

# Eastward

SECOND CLASS				FIRST CLASS	Capacity of Sidings	Capacity of Other Tracks	Station Numbers	SUBDIVISION 52			M.P. from Memphis	Signs	FIRST CLASS	SECOND CLASS		
31	725	727	21	22				722	32	728						
Freight	Cotton Belt Freight	Cotton Belt Freight	P.sgr.	P.sgr.				Cotton Belt Freight	Freight	Cotton Belt Freight						
Daily	Daily	Daily	Daily	Daily	Daily	Daily	Daily									
P.M. 9.15	P.M. 11.15	P.M. 12.01	P.M. 10.00	.....	Yard	30000	FO-GO-US MEMPHIS, TENN. .... *TO			.....	RFWY	A.M. 6.00	A.M. 3.00	A.M. 5.00	P.M. 3.45	
9.18	11.20	12.05	10.05	.....	.....	.....	K.....	.....	.....	1.2	R	5.30	2.50	4.22	3.35	
.....	.....	.....	.....	.....	.....	30004	.....	.....	.....	3.4	.....	.....	.....	.....	.....	
9.25	11.35	12.20	10.11	.....	.....	30005	.....	.....	.....	4.1	.....	5.22	2.43	4.15	3.28	
.....	.....	.....	.....	.....	.....	30008	.....	.....	.....	8.2	.....	.....	.....	.....	.....	
9.33	11.45	12.30	10.19	79	250	30009	YD.....	.....	.....	9.4	WYd	5.17	2.36	3.55	3.21	
9.40	11.51	12.36	10.26	102	.....	30013	.....	.....	.....	13.7	.....	5.12	2.29	3.41	3.14	
9.47	11.59 P.M.	12.44	10.31	88	2	30020	.....	.....	.....	19.7	.....	5.06	2.22	3.31	3.07	
9.56	12.06 A.M.	12.51	10.39	87	.....	30027	.....	.....	.....	26.9	.....	5.00	2.13	3.21	2.58	
10.03	12.13	12.58	10.45	86	.....	30032	.....	.....	.....	32.3	.....	4.55	2.06	3.13	2.51	
10.10	12.21	1.06	10.51	76	20	30038	.....	.....	.....	38.5	.....	4.49	1.58	3.05	2.43	
10.13	12.24	1.09	10.53	.....	115	30041	MN.....	.....	.....	40.7	.....	4.46	1.54	3.01	2.39	
10.19	12.33	1.18	10.58	70	206	30045	FC.....	.....	.....	44.8	W	4.38	1.49	2.55	2.34	
10.28	12.42	1.27	11.06	78	30	30052	.....	.....	.....	51.8	.....	4.26	1.38	2.40	2.23	
10.37	12.51	1.36	11.13	88	19	30059	.....	.....	.....	59.0	.....	4.19	1.29	2.28	2.14	
10.43	12.58	1.43	11.18	84	44	30064	WY.....	.....	.....	64.5	.....	4.14	1.22	2.20	2.07	
.....	1.05	1.50	11.23	.....	.....	.....	.....	.....	.....	68.5	Yd	4.08	1.15	2.00	2.00	
10.50	7.22 A.M.	7.28 P.M.	11.24	W87 E82	98	30069	B.....	.....	.....	69.2	RWYYD	4.06	.....	2.00	.....	
10.56	.....	.....	11.30	87	.....	30074	.....	.....	.....	74.3	.....	3.59	.....	1.50	.....	
11.06	.....	.....	11.36	78	38	30083	.....	.....	.....	82.3	.....	3.51	.....	1.40	.....	
11.18	.....	.....	11.45	84	47	30088	.....	.....	.....	88.3	.....	3.43	.....	1.25	.....	
11.24	.....	.....	11.49	78	59	30093	HA.....	.....	.....	93.3	W	3.38	.....	1.18	.....	
11.29	.....	.....	11.54	88	18	30098	.....	.....	.....	98.3	.....	3.33	.....	1.11	.....	
11.35	.....	.....	11.58	78	101	30103	NE.....	.....	.....	102.8	W	3.28	.....	1.00	.....	
11.45	.....	.....	12.06	87	117	30111	KO.....	.....	.....	111.5	W	3.20	.....	12.48	.....	
12.01	.....	.....	12.18	88	15	30124	.....	.....	.....	124.6	.....	3.08	.....	12.34	.....	
12.09	.....	.....	12.23	94	.....	31129	.....	.....	.....	129.7	Yd	3.02	.....	12.23	.....	
.....	.....	.....	.....	.....	.....	31130	.....	.....	.....	130.5	.....	.....	.....	.....	.....	
12.18	.....	.....	12.27	51	550	31132	.....	.....	.....	131.9	Yd	2.58	.....	12.18	.....	
.....	.....	.....	.....	.....	.....	.....	.....	.....	.....	132.8	.....	.....	.....	.....	.....	
12.23	.....	.....	12.35	.....	258	31133	RK.....	.....	.....	132.9	RFWYd	2.55	.....	12.12	.....	
1.00	.....	.....	1.20	.....	Yard	31136	JC.....	.....	.....	135.2	RFWT	2.22	.....	12.01	.....	

TRAINS EASTWARD ARE SUPERIOR TO TRAINS OF THE SAME CLASS WESTWARD.

Form U orders authorized.

Form Y orders authorized between MP-69 pole 2 and MP-129 pole 7.

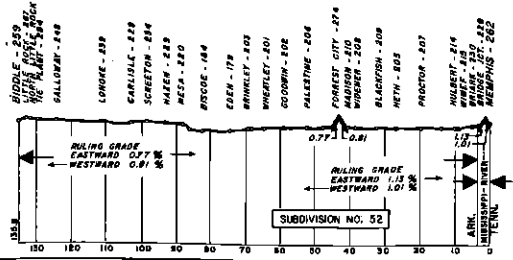
Dispatchers phones: EAST END WHITE RIVER BRIDGE 853.

M.P.-117 Pole O.

No. 21 stops for mail at West Memphis daily except Sundays and Holidays.

West Memphis-- Switch west of cross over from main track to siding located just east of depot is designated as west switch of siding; track west of cross over is designated as storage track.

West Memphis: HMT (Hold Main Track) color-light dwarf signal MP 9, pole 13 for Eastward trains. This signal displays yellow indication only, and when so displayed authorizes movement on main track to absolute signal at MP 8, pole 16. This "Hold Main Track" signal is not an automatic block signal.



# Westward

# Main Line

# Eastward

SECOND CLASS		FIRST CLASS	Capacity of Sidings	Capacity of Other Tracks	Station Numbers	SUBDIVISION 51		M.P. from Memphis	Signs	FIRST CLASS	SECOND CLASS	
31	21	22				32						
Freight	Psgr.	Psgr.	Freight	Freight								
Daily	Daily	Daily	Daily	Daily								
A.M. 2.22	A.M. 1.15	260	31133	RK	LITTLE ROCK	2.3	132.9	RFWYds	A.M. 2.30			
2.27	1.20	Yard	31136	JC	BIDDLE	1.2	135.2	RFWT	2.22	P.M. 8.00		
	1.23				HOT SPRINGS JCT. P	3.5	136.4	Y	2.20	7.35		
					MoPac Crossing	1.8	139.9					
2.40	1.31	88	14	31142	PULASKI	8.7	141.7	P	2.13	7.27		
3.00	1.45	48		32150	MAUMELLE	2.5	150.4	P	1.59	6.59		
3.06	1.53	91	14	32153	PINNACLE	6.4	152.9	P	1.53	6.50		
3.23	2.03	87	29	32159	ROLAND	12.8	159.5	P	1.45	6.34		
3.54	2.27	64	16	32172	VN	11.6	172.3	TO	f 1.23	6.08		
4.20	2.42	82	62	32184	RY	10.5	183.8	TO	f 1.06	5.42		
4.42	2.54	68		32194	HOMWOOD	14.3	194.3	P	12.55	5.22		
5.10	3.17	87	41	32209	AO	10.9	208.6	TO	W s 12.37	4.55		
5.24	3.31	31	66	32219	DA	4.3	219.5	TO	W f 12.21	4.38		
5.30	3.36	88	24	32224	UN	4.8	223.8	TO	f 12.16	4.31		
5.38	3.41	27	21	32229	HAVANA	5.8	228.6	P	12.11	4.23		
5.46	3.48	87		32234	WAVELAND	17.2	234.5	P	A.M. 12.05	4.12		
6.20	4.09	85	100	32252	BO	118.8	251.7	*TO	YdRYW 11.44	3.30		
A.M.	A.M.								P.M.	P.M.		

TRAINS EASTWARD ARE SUPERIOR TO TRAINS OF THE SAME CLASS WESTWARD.  
FORM U AND Y ORDERS AUTHORIZED

No. 22 flag stop for revenue passengers only.

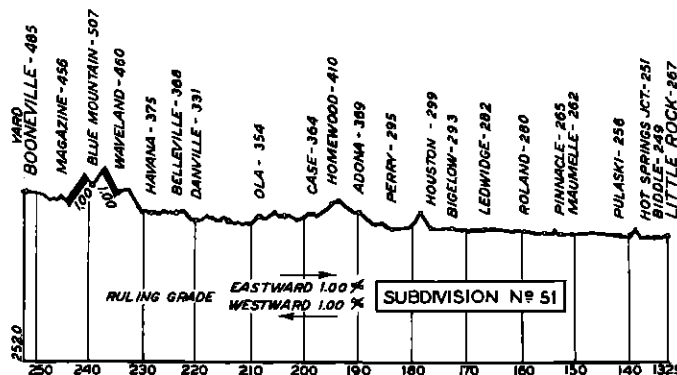
Track No. 1 Booneville is designated as siding per Rules 86 and S-89.

Dispatchers phones other than at stations, are located at:

- MP - 155 Pole 28
- MP - 161 Pole 28
- MP - 168 Pole 33
- MP - 178 Pole 30
- MP - 203 Pole 18
- MP - 213 Pole 25

Pulaski: HMT (Hold Main Track) color light signal located on east of eastward automatic Block Signal No. 1422 at MP 142 Pole 5. This signal displays indication Rule 290 only and when so displayed authorizes movement on main track to absolute signal MP 141 Pole 5.

ADDITIONAL STATIONS				
Capacity & Direction of entry into Spurs	Mile Post	NAME		Station Number
12	166.9	LEDWIDGE	P	32167
10 West	176.6	HOUSTON	P	32177
31	189.7	ADONA	P	32190
20	198.4	CASA	P	32198
16	239.4	BLUE MOUNTAIN	P	32239
10	245.1	MAGAZINE	P	32245



# Westward

# Main Line

# Eastward

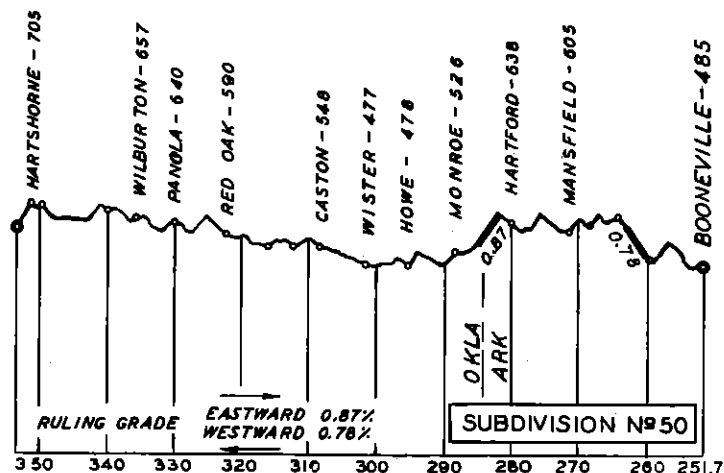
SECOND CLASS		FIRST CLASS	Capacity of Sidings	Capacity of Other Tracks	Station Numbers	SUBDIVISION 50		M.P. from Memphis	Signs	FIRST CLASS	SECOND CLASS		
	31	21				22	32						
	Freight	Psg.				STATIONS				Psg.	Freight		
	Daily	Daily				TIME TABLE NO. 7				Daily	Daily		
	A.M.	A.M.				October 31, 1965				P.M.	P.M.		
	6.20	4.15	85	90	32252	BO	BOONEVILLE	*TO	251.7	W YdRY	11.36	3.30	
	7.01	4.42		25	32272	MF	MANSFIELD	TO	271.5		11.05	2.50	
	7.15	4.52	69	37	32280		HARTFORD, ARK.	P	280.0		10.56	2.35	
	7.28	5.02	58		32288		MONROE, OKLA.	P	288.4		10.45	2.15	
	7.38	5.09	70	56	32295	BX	HOWE	TO	295.4		10.35	2.00	
	7.48	5.29	80	31	32302		WISTER	P	301.8	W	10.14	1.45	
	8.18	5.52	68	24	32322	RO	RED OAK	TO	322.3		9.47	1.14	
	8.31	6.00	78	10	32330		PANOLA	P	330.0		9.37	1.04	
	8.42	6.06	61	77	32335	WN	WILBURTON	TO	335.6	W	9.30	12.55	
	8.51	6.10	148		32340		LIMESTONE	P	340.0		9.20	12.47	
	9.10 A.M.	6.23 A.M.		14	32352	HN	HARTSHORNE	*TO	351.5	RW	9.06 P.M.	12.25 P.M.	

TRAINS EASTWARD ARE SUPERIOR TO TRAINS OF THE SAME CLASS WESTWARD.  
FORM U AND Y ORDERS AUTHORIZED

Track No. 1 Booneville is designated as siding per Rules 86 and 5-89  
Eastward first class trains must not pass east siding switch at Booneville in advance of scheduled arriving time at Booneville.

Dispatchers Phones other than at stations

MP - 259 Pole 21  
MP - 264 Pole 11  
MP - 308 Pole 25  
MP - 316 Pole 0



# Westward

# Main Line

# Eastward

SECOND CLASS				FIRST CLASS	Capacity of Sidings	Capacity of Other Tracks	Station Numbers	SUBDIVISION 49			M.P. from Memphis	Signs	FIRST CLASS	SECOND CLASS				
31		21	Daily	P.M.				22	32	STATIONS			P.M.	Daily	Daily	P.M.		
Freight	P.sgr.	TIME TABLE NO. 7																
Daily	Daily	October 31, 1965																
A.M. 9.10	A.M. 6.24	.....	14	32352	HN.....	HARTSHORNE.....	*TO	351.5	RW	P.M. s9.04	P.M. 12.25							
9.23	6.37	68	.....	32361	.....	ALDERSON.....	P	360.9	.....	8.54	12.10 P.M.							
9.35	s6.50 7.25	185	282	32366	MA.....	McALESTER.....	TO	366.4	W Yd	s8.20	12.01							
9.49	7.37	73	147	32377	.....	MKT Crossing.....	UX	.....	.....	.....	.....							
10.01	7.48	77	11	32387	.....	HAYWOOD.....	P	377.4	Yd	8.09	11.29							
10.07	7.54	41	.....	32391	.....	STUART.....	P	386.5	.....	7.59	11.13							
					.....	HILLTOP.....	P	391.1	.....	7.53	11.04							
					.....	KO&G Crossing.....	.....	396.3	.....									
10.15	8.02	86	64	32397	.....	CALVIN.....	P	397.2	.....	7.44	10.52							
10.32 32	s8.22	140	182	32411	HD.....	HOLDENVILLE.....	TO	410.7	WY	s7.24	10.32							
10.45	s8.32	108	63	32419	WA.....	WEWOKA.....	TO	418.7	W	s7.09	10.17							
10.55	8.40	100	.....	32426	.....	LIMA.....	P	425.0	.....	6.57	10.09							
11.15	s8.52	62	259	32431	DM.....	SEMINOLE.....	TO	431.2	W	s6.49	10.00							
11.30	8.59	85	.....	32436	.....	TRACY.....	P	435.8	.....	6.39	9.54							
11.45 A.M. 12.30 P.M.	s9.25 32 A.M.	68	.....	32442	.....	KING.....	P	442.1	.....	6.31	9.40							
					.....	JE.....	SHAWNEE.....	*TO	448.2	RYdW F	6.20 P.M.	9.25 A.M.						

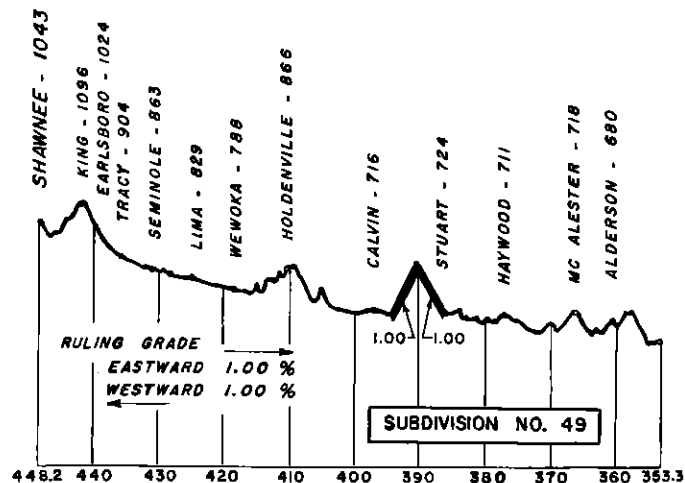
TRAINS EASTWARD ARE SUPERIOR TO TRAINS OF THE SAME CLASS WESTWARD.  
FORM U AND Y ORDERS AUTHORIZED.

Shawnee: No. 5 Yard Track is designated as siding for other than First Class trains. West siding switch located at MP 449 pole 19, East siding switch located at MP 448 pole 33.

Dispatchers Phone other than at stations

MP - 405 Pole 11  
MP - 428 Pole 18

ADDITIONAL STATIONS			
Capacity and Direction of Entry Into Spur	Mile Post	NAME	Station Number
10	439.8	EARLSBORO P	32440



## Southward

## Hot Springs Branch

## Northward

SECOND CLASS				Capacity of Sidings	Capacity of Other Tracks	Station Numbers	SUBDIVISION 51a			M.P. from Hot Springs Jct.	Signs	SECOND CLASS			
35	749	695	87				STATIONS					36	88	696	746
Freight	Mo. Pacific Freight	Freight	Freight				TIME TABLE NO. 7					Freight	Freight	Freight	Mo. Pacific Freight
Daily Except Monday	Daily Except Sunday	Mon. Wed. Fri.	Tues. Thur. Sat.				October 31, 1965	Daily Except Monday	Mon. Wed. Fri.	Tues. Thur. Sat.	Daily Except Sunday				
A.M. 8.45		A.M. 9.00	A.M. 9.00		Yard	31136	JC	Signal Indicators Rules 400 to 406	BIDDLE ..... *TO	RFWT	A.M. 7.30	P.M. 7.55	P.M. 6.50		
8.50		9.05	9.05						HOT SPRINGS JCT ...	0.0	YYd	7.05	7.45	6.35	
9.02		9.35	9.35	66		31146			BRITTAIN.....P	4.9		6.50	7.13	6.00	
9.45		11.55	11.55	86		31155	BI		BAUXITE ..... TO	18.8	YdW	6.22	6.38	5.15	
		A.M.	A.M.						MoPac Crossing..... UX	22.1					
9.55		12.05 P.M.	12.05 P.M.	67	111	31159	N		BENTON..... TO	23.1	W	6.10	6.30	5.01	
10.05 A.M.		12.15	12.15	77	80	31164	SK		HASKELL ..... *TO	27.4	RYd	6.00 A.M.	6.20	4.50	
									MoPac Crossing.....	27.7					
	A.M. 3.50	12.45 P.M.	12.45	22	115	31176			BUTTERFIELD.....P	40.0	RYYd		5.30	4.00 P.M.	A.M. 10.15
	4.05		1.00	24	30	31180	GS		JONES MILLS ..... TO	44.5	Yd		5.00		9.59
	4.35 A.M.		1.25						MP Jct.....	54.1	RYd		3.50		9.30
			1.35 P.M.		53	31193	HD		HOT SPRINGS ..... TO	57.0	RYd WY		3.45 P.M.		A.M.

TRAINS NORTHWARD ARE SUPERIOR TO TRAINS OF THE SAME CLASS SOUTHWARD EXCEPT NO. 749 IS SUPERIOR TO NO. 746

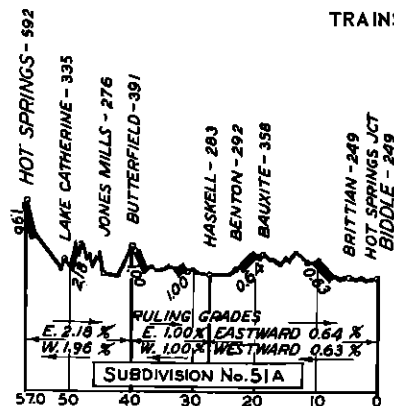
FORM U ORDERS AUTHORIZED  
S-1 RULE NO. 14 IN EFFECT

Dispatchers phone: MP-11 Pole 18

Train assuming No. 696's schedule at Butterfield must originate at Malvern, Subdivision 51c, as No. 696 unless authorized by train order out of Butterfield.

Train assuming No. 749's schedule at Butterfield must originate at Malvern as No. 748 unless authorized by train order out of Butterfield.

Train assuming No. 36's schedule at Haskell must originate at El Dorado, Subdivision 53, as No. 36 unless authorized by train order out of Haskell.



## Southward

## Des Arc Branch

## Northward

				Capacity of Sidings	Capacity of Other Tracks	Station Numbers	SUBDIVISION 52a			M.P. from Mesa	Signs				
							STATIONS								
							TIME TABLE NO. 7								
				October 31, 1965											
									DES ARC .....	13.5	W				
				98	91	30088			MESA .....	0.0	YYd				

TRAINS AND ENGINES WILL OPERATE PER RULE 93

Southward				Camden Branch				Northward						
SECOND CLASS				Capacity of Sidings	Capacity of Other Tracks	Station Numbers	SUBDIVISION 51c		M.P. from Butterfield	Signs	SECOND CLASS			
		747	695				STATIONS				696	748		
		Mo. Pacific Freight	Freight				TIME TABLE NO. 7				Freight	Mo. Pacific Freight		
		Daily Except Sunday	Mon. Wed. Fri.				October 31, 1965				Tues. Thur. Sat.	Daily Except Sunday		
		A.M. 10.20	P.M. 12.45	90	22	31176	..... BUTTERFIELD .....	P	0.0	RYYd	P.M. 4.00	A.M. 3.45		
		10.35 A.M.	1.45 P.M.	126	28	31281	MR..... MALVERN .....	*TO	5.0	RWYd	3.30 P.M.	3.30 A.M.		
							..... MoPac Crossing .....	UX	5.6					
				36		31316	..... SPARKMAN .....	TO	40.1					
						31337	..... KENT .....		60.5	Yd				
							..... StSLW JCT. ....		60.5					
				59		31340	..... CAMDEN .....	TO	63.2	W				

**TRAINS NORTHWARD ARE SUPERIOR TO TRAINS OF THE SAME CLASS SOUTHWARD**  
 Train assuming No. 695's schedule at Butterfield must originate at Biddle, Subdivision 51a, as No. 695 unless authorized by train order out of Butterfield.  
 Train assuming No. 747's schedule at Butterfield must originate at M.P. Jct. as No. 746 unless authorized by train order out of Butterfield.  
**TRAINS AND ENGINES WILL OPERATE PER RULE 93 BETWEEN MALVERN AND KENT**

ADDITIONAL STATIONS			
Capacity & Direction of entry into Spurs	Mile Post	NAME	Station Number
29	31.8	MANNING	31308
16	48.6	SMEAD	31324
10 South	58.5	SHUMAKER	31335

Southward				Stuttgart Branch				Northward						
				Capacity of Sidings	Capacity of Other Tracks	Station Numbers	SUBDIVISION 52c		M.P. from Mesa	Signs				
							STATIONS							
							TIME TABLE NO. 7							
							October 31, 1965							
				84	91	30088	..... MESA .....		0.0	YYd				
				6	18	30214	..... KAY .....		14.0	Y				
							..... StLSW Crossing .....	UX	19.9					
							..... StLSW Crossing .....	UX	20.6					
					101	30221	G.....STUTT GART.....	TO	20.8	YW Yd				

Trains originating at Stuttgart which will operate on Sub-Division 52 must obtain clearance at Stuttgart.  
**TRAINS AND ENGINES WILL OPERATE PER RULE 93**

# Southward

# Main Line

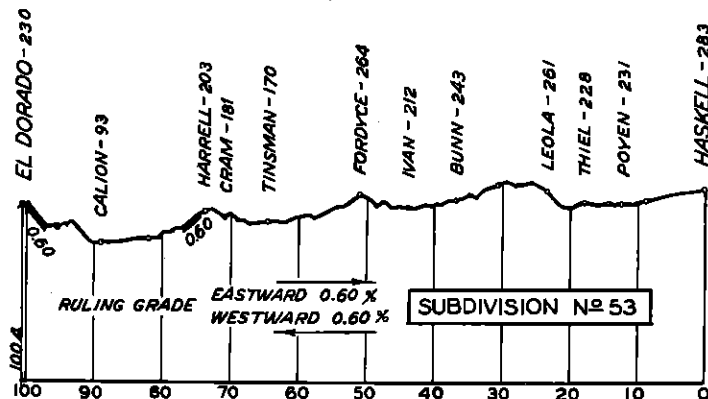
# Northward

SECOND CLASS				Capacity of Sidings	Capacity of Other Tracks	Station Numbers	SUBDIVISION 53			M. P. from Haskell	Signs	SECOND CLASS			
35							STATIONS					36			
Freight							TIME TABLE NO. 7					Freight			
Daily Except Monday				October 31, 1965			Daily Except Monday								
A.M.	10.20	77	100	31164	SK	HASKELL	*TO	0.0	RYYd	A.M.	5.50				
	10.37		12	31476	YN	POYEN	TO	12.4			5.05				
	10.55		22	31487	OA	LEOLA	TO	23.4			4.30				
	11.58	95	231	31514	FY	FORDYCE	TO	50.7	WYd		3.15				
	A.M.					StLSW Crossing		50.8							
	12.43	118	139	31528	NS	TINSMAN	*TO	64.6	YYd W		1.45				
			80	31533		CRAM		70.9			1.20				
	1.10		33	31537	HR	HARRELL	TO	73.6			1.15				
	1.40		98	31552	KN	CALION	TO	89.0			12.51				
	2.30		Yard	31564	DO	EL DORADO	*TO	100.4	RFWT YYd		12.30				
	P.M.							100.4			A.M.				

TRAINS NORTHWARD ARE SUPERIOR TO TRAINS OF THE SAME CLASS SOUTHWARD.  
FORM U AND Y ORDERS AUTHORIZED

Train assuming No. 35's schedule at Haskell must originate at Biddle. Subdivision 51a, as No. 35 unless authorized by train order out of Haskell.

ADDITIONAL STATIONS			
Capacity & Direction of entry into Spurs	Mile Post	NAME	Station Number
22	18.1	THIEL	31482
10 North	36.5	BUNN	31500
26	43.9	IVAN	31507





# Southward

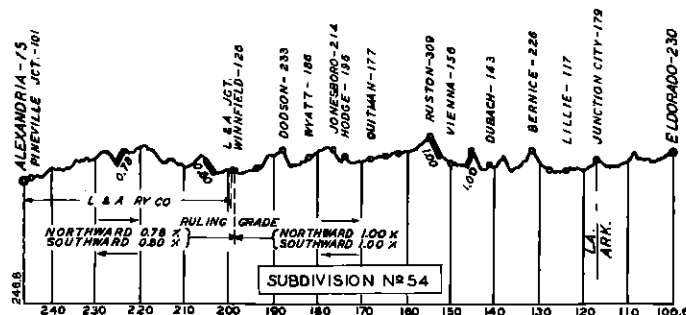
# Main Line

# Northward

SECOND CLASS				Capacity of Sidings	Capacity of Other Tracks	Station Numbers	SUBDIVISION 54		M.P. from Haskell	Signs	SECOND CLASS					
		35					STATIONS						36			
		Freight					TIME TABLE NO. 7						Freight			
		Daily Except Monday														
		A.M. 2.30			Yard	31564	DO	EL DORADO	*TO	100.6	RFWT	P.M. 10.45				
		3.10		52	73	31580	JN	JCT. CITY, ARK, - LA	TO	116.7	YYd	9.10				
		3.38		35	108	31596	BN	BERNICE	TO	132.2	W	8.32				
		3.59		38	62	31605	DU	DUBACH	TO	141.2		8.15				
		4.50		61	145	31619	RS	RUSTON	TO	154.8	WYYd	7.45				
		5.25						IC Crossing								
		5.30			81	31638	HO	HODGE	TO	174.0	Yd	6.42				
		5.56			74	31640	JO	JONESBORO	TO	176.4	W	6.37				
		6.16		53	11	31652	DN	DODSON	TO	188.4		6.15				
		6.21			195	31652		WINNFIELD YARD		198.1	Yd	5.55				
		6.37			155	31663	W	WINNFIELD	TO	199.3	RWY	5.50				
							WN	L&A JCT.	TO	199.9	Yd	5.30				
								PINEVILLE JCT.		245.5	R					
							AD	ALEX. L&A YARD	TO	246.5	R					
		9.30 A.M.			204	31710	AX	ALEXANDRIA	TO	246.8	RWY	4.00 P.M.				

TRAINS NORTHWARD ARE SUPERIOR TO TRAINS OF THE SAME CLASS SOUTHWARD.  
FORM U AND Y ORDERS AUTHORIZED

ADDITIONAL STATIONS			
Capacity & Direction of entry into Spurs	Mile Post	NAME	Station Number
3 South	123.5	LILLIE	31587
22	150.3	VIENNA	31614
30	168.3	QUITMAN	31632
25 North	182.4	WYATT	31646



Southward				Eunice Branch				Northward					
				SUBDIVISION 55									
				STATIONS									
				TIME TABLE NO. 7									
				October 31, 1965									
		Capacity of Sidings	Capacity of Other Tracks	Station Numbers			M.P. from Haskell						
		.....	204	31710	AX.....	ALEXANDRIA	0.7 0.3	TO	246.8	RWYYd			
						R. I. JCT	2.7		247.1				
						ALEXANDRIA JCT.	7.9		249.8				
						T&P Crossing	24.7		257.7				
			23	31746		PINE PRAIRIE	10.4		282.4				
		12	32	31756		MAMOU	8.8		292.8	W			
						SO. PAC. JCT.	1.0		301.6				
				31765	NI.....	EUNICE	57.1	UX TO	302.6	RYYd			

TRAINS AND ENGINES WILL OPERATE PER RULE 93.

ADDITIONAL STATIONS			
Capacity & Direction of entry into Spurs	Mile Post	NAME	Station Number
30	261.0	LECOMPTÉ	31725
10 South	276.0	TURKEY CREEK	31740
25	284.5	EASTON	31748

Southward				Crossett Branch				Northward					
SECOND CLASS				SUBDIVISION 53a				SECOND CLASS					
				STATIONS									
				TIME TABLE NO. 7									
				October 31, 1965									
		Capacity of Sidings	Capacity of Other Tracks	Station Numbers			M.P. from Tinsman						
					NS.....	TINSMAN	0.0	*TO	0.0	RWYYd			
						BANKS	6.2		6.2	Yd			
						W&SR JCT	9.5		15.7	Yd			
			24	25	31846	HERMITAGE	1.1		16.8	Yd			
						VICK	9.6		26.4				
						STILLIONS	6.2		32.6				
						WHITLOW	4.9		37.5				
						WHITLOW JCT.	1.0		38.5				
						AD&N Crossing	4.5	UX					
						MoPac Crossing	0.1	UX	43.0				
			208	31874		A&LM JCT.	0.1		43.1	RW YYd			
						CROSSETT	43.1	TO					

TRAINS NORTHWARD ARE SUPERIOR TO TRAINS OF THE SAME CLASS SOUTHWARD. S-1 RULE NO. 14 IN EFFECT.  
FORM U ORDERS AUTHORIZED.

# COMMUNICATION OFFICES

## OFFICE HOURS

Week Days  
Except Saturdays  
\*Sundays and Holidays  
\*\*Saturdays

### SUBDIVISION 52

Memphis 4th St. Yd.	8:30 a.m.	5:30 p.m.
Memphis I.c. Station	Continuous	
Kentucky St.	Continuous	
West Memphis	8:30 a.m.	5:30 p.m.
Madison	8:30 a.m.	5:30 p.m.
Forrest City	Continuous	
Wheatley	8:30 a.m.	5:30 p.m.
Brinkley	Continuous	
Hazen	7:30 a.m.	4:30 p.m.
Carlisle	8:00 a.m.	5:00 p.m.
Lonoke	8:00 a.m.	5:00 p.m.
Little Rock	**10:00 p.m.	6:00 a.m.
Biddle	Continuous	

### SUBDIVISION 51

Little Rock	**10:00 p.m.	6:00 a.m.
Biddle	Continuous	
(a) (Bigelow)	10:00 a.m.	11:30 a.m.
(a) (Perry)	7:00 a.m.	9:30 a.m.
( ) and	1:00 p.m.	4:00 p.m.
Ola	**7:30 a.m.	4:30 p.m.
(Danville)	7:00 a.m.	1:00 p.m.
(b) (with lunch period)		
(and)	3:15 p.m.	4:00 p.m.
(b) (Belleville)	1:15 p.m.	3:00 p.m.

### SUBDIVISION 50

Boonville	Continuous	
Mansfield	8:30 p.m.	5:30 a.m.
Howe	Continuous	
Red Oak	7:30 a.m.	4:30 p.m.
Wilburton	7:30 a.m.	4:30 p.m.
Hartshorne	**5:45 a.m.	9:45 p.m.

### SUBDIVISION 49

Hartshorne	**5:45 a.m.	9:45 p.m.
McAlester	Continuous	
Holdenville	*8:00 a.m.	5:00 p.m.
Wewoka	**7:30 a.m.	4:30 p.m.
Seminole	**7:30 a.m.	4:30 p.m.
Shawnee	(**7:00 a.m.)	3:00 p.m.
	(**5:00 p.m.)	1:00 a.m.

### SUBDIVISION 51-A

Biddle	Continuous	
Bauxite	8:00 a.m.	5:00 p.m.
(c) (Benton)	10:00 a.m.	4:30 p.m.
(c) (Haskell)	8:00 a.m.	9:45 a.m.
( )	4:45 p.m.	5:00 p.m.
Jones Mills	8:00 a.m.	5:00 p.m.
Hot Springs	**8:00 a.m.	5:00 p.m.

### SUBDIVISION 52-C

Stuttgart	**8:00 a.m.	5:00 p.m.
-----------	-------------	-----------

### SUBDIVISION 52-A

Des Arc	8:00 a.m.	5:00 p.m.
---------	-----------	-----------

### SUBDIVISION 53-A

Tinsman	**6:00 p.m.	3:00 a.m.
Hermitage	7:30 a.m.	4:30 p.m.
Crossett	**8:30 a.m.	5:30 p.m.

### SUBDIVISION 51-C

Malvern	8:30 a.m.	5:30 p.m.
Sparkman	8:00 a.m.	5:00 p.m.
Camden	**8:00 a.m.	5:00 p.m.

### SUBDIVISION 53

Haskell	(8:00 a.m.)	9:45 a.m.
	(4:45 p.m.)	5:00 p.m.
(d) (Poyen)	9:00 a.m.	1:30 p.m.
(d) (Leola)	6:00 a.m.	8:30 a.m.
( )	2:00 p.m.	3:00 p.m.
Fordyce	**7:30 a.m.	4:30 p.m.
Tinsman	**6:00 p.m.	3:00 a.m.
Harrell	7:30 a.m.	4:30 p.m.
Calion	6:30 a.m.	3:30 p.m.
	(**7:00 a.m.)	3:00 p.m.
El Dorado	(**8:45 p.m.)	4:45 a.m.

### SUBDIVISION 54

	(**7:00 a.m.)	3:00 p.m.
El Dorado	(**8:45 p.m.)	4:45 a.m.
Junction City	7:00 a.m.	4:00 p.m.
Bernice	**8:00 a.m.	5:00 p.m.
Dubach	7:00 a.m.	4:00 p.m.
Ruston	**8:30 a.m.	5:30 p.m.
Hodge	8:00 a.m.	5:00 p.m.
Jonesboro	7:00 a.m.	4:00 p.m.
Dodson	7:30 a.m.	4:30 p.m.
Winnfield	6:00 a.m.	3:00 p.m.
	(**10:00 a.m.)	6:00 p.m.
L & A Junction	(10:00 p.m.)	6:00 a.m.
Alex. L & A Yard	Continuous	
Alexandria	8:30 a.m.	5:30 p.m.

### SUBDIVISION 55

Alexandria	8:30 a.m.	5:30 p.m.
Pine Prairie	8:00 a.m.	5:00 p.m.
Mamou	8:00 a.m.	5:00 p.m.
Eunice	8:00 a.m.	5:00 p.m.

(initial) - Indicates Dualized Station.

J.E. WHITE  
W.A. VANCE  
J.E. FRASER  
R.B. SARVIS  
L.E. OLSON  
B.G. ADAMSON  
M.A. GALLOWAY  
J.D. MARQUIS  
A.E. ANDERSON

} Train Dispatchers,  
El Reno, Okla.

B.L. LOWERY, Asst. Supt., Little Rock, Ark.  
R.C. GREGER, Asst. Trainmaster, Little Rock, Ark.  
C.F. HALEY, Asst. Trainmaster-Agent, Memphis, Tenn.  
C.J. STACK, Trainmaster, El Dorado, Ark.  
J.H. BROWN, Trainmaster, McAlester, Okla.  
R.R. RICH, Master Mechanic, Little Rock, Ark.  
W.H. STIVER, Road Foreman Equipment, Little Rock, Ark.  
F.J. BRIDGES, Chief Dispatcher, El Reno, Okla.  
A.P. USSARY, Asst. Chief Dispatcher, El Reno, Okla.  
R.W. CHURCH, Asst. Chief Dispatcher, El Reno, Okla.  
J.L. STEWARD, Asst. Chief Dispatcher, El Reno, Okla.  
R.A. HERD, Asst. Chief Dispatcher, El Reno, Okla.

