

Company Surgeons	Location
J. M. L. JENSEN, Chief Surgeon, Tel. Wab. 2-3200, Local 220	Chicago
LAWRENCE BOWNESS ODI S LITILE LOCAL SURGEONS & EXAMINERS	So. Chicago
R. E. FIELD Division Surgeon and Examiner	Blue Island
HOMER B. FIELD Oculist and Aurist	Blue Island
E. T. HOVERSON Local Surgeon	Midlothian
J. L. GONZALES Local Surgeon	Tinley Park
R. J. KENNEDY Local Surgeon and Examiner	Joliet
J. A. ZALAR Local Surgeon and Examiner	
H. V. WADSWORTH Oculist and Aurist	

OFFICIAL HOSPITALS

Place	Name	Telephone
Chicago	Presbyterian—St. Luke's—1753 W. Congress St.	SE. 8-4411
Englewood	St. Bernards—6337 Harvard Ave.	TRiangle 3-8200
South Chicago	South Chicago—2320 E. 93rd St.	ES 5-4400
Blue Island	St. Francis—12948 Gregory St.	FULTon 5-7300
Joliet	Silver Cross—600 Walnut St.	727-1711
Joliet	St. Josephs—333 North Madison	725-7133

RULE 4 (b) UNIFORM CODE OF OPERATING RULES:
 Employes whose duties are in any way affected by the timetable must have a copy of the current timetable and "Speed Restrictions and Special Instructions" No. S-5 with them while on duty.

Chicago, Rock Island & Pacific Railroad



TIME TABLE

CHICAGO DIVISION FIRST DISTRICT

No. **5**

EFFECTIVE AT 12:01 A. M.
CENTRAL STANDARD TIME

SUNDAY, OCTOBER 25, 1964

G. H. VOSS,
Superintendent

B. F. WELLS,
General Manager

A. E. ANDERSON,
Ass't. General Manager

This Time Table for the exclusive use
and guidance of Employes

MAIN LINE WESTWARD

SUBDIVISION 1 STATIONS

Time Table No. 5
October 25, 1964

FIRST CLASS

Station Numbers	SUBDIVISION 1 STATIONS	M.P. from Chicago	Capacity of Sidings	Signs																		
					FIRST CLASS																	
					119	203	205	301	121	501	207	123	125	11	127	209						
					Sub.	Sub.	Sub.	Sub.	Sub.	Sub.	Sub.	Sub.	Sub.	Sub.	Sub.	Sub.	Sub.	Sub.	Sub.	Sub.	Sub.	Sub.
					Daily Except Monday	Daily	Daily Ex. Sat. Sun. & *Holidays	Daily Ex. Sat. Sun. & *Holidays	Daily Ex. Sun. & *Holiday	Sub. Sun. & *Holiday	Sat. Only	Daily Ex. Sun. & *Holidays	Sun. & *Holidays	Pagr.	Daily	Daily Ex. Sat. Sun. & *Holidays	Daily Ex. Sat. Sun. & *Holidays					
0	GO. . . . CHICAGO *	0		RW	A.M. 12.15	A.M. 12.40	A.M. 6.35	A.M. 6.55	A.M. 7.15	A.M. 7.45	A.M. 7.55	A.M. 8.05	A.M. 8.35	A.M. 9.00	A.M. 9.10	A.M. 9.25						
	1.1 Ill. Cent. Crossing	1.1		TY																		
7	5.6 ENGLEWOOD	6.7			12.27	12.51	6.46		7.27	7.57	8.07	8.17	8.47	9.12	9.22	9.37						
	0.0 Penna. Crossing	6.7						7.07														
	0.5 NORMAL PARK	7.2			12.29	12.53	6.48		7.29	7.59	8.09	8.19	8.49		9.24	9.39						
8	0.6 HAMILTON PARK	7.8			12.31	12.55	6.50		7.31	8.01	8.11	8.21	8.51		9.26	9.41						
9	0.8 AUBURN PARK	8.6			12.33	12.57	6.52		7.33	8.03	8.13	8.23	8.53		9.28	9.43						
10	1.2 GRESHAM *	9.8		Y	12.36	12.59	6.55		7.36	8.05	8.16	8.26	8.56		9.31	9.46						
	0.1 Gresham Jct. . . .	9.9			12.37	1.01			7.37	8.06		8.27	8.57		9.32							
	0.1 So. Chicago Line Jct. . . .	10.0			A.M.	A.M.			A.M.	A.M.		A.M.	A.M.		A.M.							
	0.1 CRI&P Crossing	10.1					6.56	7.12						9.16		9.47						
	0.2 So. Chicago Line Jct. . . .	10.3																				
11	0.6 LONGWOOD MANOR-95th St. . . .	10.9					6.58				8.19					9.49						
11a	0.5 LONGWOOD MANOR-99th St. . . .	11.4					7.00				8.21					9.51						
	0.6 Penna. Crossing	12.0						7.15						9.18								
12	0.9 WASHINGTON HEIGHTS	12.0					7.02				8.23					9.53						
13	2.1 GIVINS	12.9					7.04				8.26											
16	2.8 BI. . . BLUE ISLAND *	15.7		RFW TY Yd			7.09	7.20 A.M.			8.31			9.22		9.59						
	0.2 Western Ave. Jct. . . .	15.9				A.M. 1.25				A.M. 8.29												
	1.3 ROBBINS	17.2				1.27	7.11			8.31	8.34											
18	2.0 MIDLOTHIAN	18.4				1.30	7.14			8.34	8.37					10.03						
20	3.1 OA. . . OAK FOREST P	20.4	87			1.34	7.18			8.38	8.41			9.26		10.07						
24	6.1 BM. . . TINLEY PARK P	23.5	43			1.39	7.23			8.42	8.45			9.29		10.12						
30	4.4 NA. . . MOKENA P	29.8	99			1.47	7.30			8.49	8.52			9.34		10.19						
34	4.9 NX. . . NEW LENOX P	34.0				1.53	7.36			8.54	8.57			9.38		10.25						
	0.3 EJE CROSSING	38.9																				
	0.3 MC CROSSING *	39.2																				
	1.0 GM&O and AT&SF Crossing P	40.2																				
40	40.2 J. JOLIET *	40.2		RFW TYd		2.03 A.M.	7.47 A.M.			9.02 A.M.	9.05 A.M.			9.48 A.M.		10.35 A.M.						

EXCEPT WHERE RULES 400 TO 406, INCLUSIVE AND 450 TO 453, INCLUSIVE, ARE IN EFFECT, ON TWO MAIN TRACKS, WHEN EITHER IS USED AS SINGLE TRACK, OR WHEN OPERATING UNDER RULE 356, TRAINS EASTWARD ARE SUPERIOR TO TRAINS OF THE SAME CLASS WESTWARD.

* See S-5 Rule 8a.

Rules 93 and D-93 are in effect at Blue Island and Joliet, within signal indication territory. See Rules 400-406 and 450-453, inclusive

See foot notes on page 5 for freight train information.

Passenger trains handling conventional type equipment will not exceed 79 mph.

Between Chicago and Englewood trains will be governed by CRI&P and NYC Special Instructions No. 3.

No. 11 receive for Henry, Chillicothe and points where scheduled to stop.

MAIN LINE WESTWARD

SUBDIVISION 1 STATIONS Time Table No. 5 October 25, 1964		FIRST CLASS														
		129	211	131	3	213	133	215	503	217	135	137	219			
		Sub.	Sub.	Sub.	Golden State	Sub.	Sub.	Sub.	Sub.	Sub.	Sub.	Sub.	Sub.			
Station Numbers	M. P. from Chicago	Capacity of Sidings	Signs													
				Daily	Daily	Daily	Daily	Daily Ex. Sun. & Holi-days	Daily	Sat. Only	Sun. & Holi-days	Daily Ex. Sat. Sun. & Holi-days	Daily	Daily Ex. Sat. Sun. & Holi-days	Daily Ex. Sun. & Holi-days	
				A.M.	A.M.	P.M.	P.M.	P.M.	P.M.	P.M.	P.M.	P.M.	P.M.	P.M.	P.M.	
0				GO . . . CHICAGO . . . *	10.35	11.15	12.20	12.40	1.05	2.10	2.21	3.05	3.30	3.45	4.15	4.25
				Ill. Cent. Crossing . . .												
7				ENGLEWOOD . . .	10.47	11.27	12.32	12.52	1.17	2.23	2.33	3.17	3.42	3.57	4.27	4.37
				Penna. Crossing . . .												
				NORMAL PARK . . .	10.49	11.29	12.34		1.19	2.25		3.19	3.44	3.59	4.29	
8				HAMILTON PARK . . .	10.51	11.31	12.36		1.21	2.27		3.21		4.01	4.31	
9				AUBURN PARK . . .	10.53	11.33	12.38		1.23	2.29	2.37	3.23	3.47	4.03	4.34	
10				GRESHAM . . . *	10.56	11.36	12.41		1.26	2.32	2.40	3.25	3.50	4.06	4.37	
				Gresham Jct. . . .	10.57		12.42			2.33		3.26		4.07	4.38	
				So. Chicago Line Jct. . .			P.M.			P.M.		P.M.		P.M.	P.M.	
				CRIP Crossing . . .												
				So. Chicago Line Jct. . .		11.37		12.56	1.27		2.41		3.51			4.42
11				LONGWOOD MANOR-95th St.												
11a				LONGWOOD MANOR-99th St.		11.39			1.29		2.43		3.53			4.44
				Penna. Crossing . . .		11.41			1.31		2.45		3.55			4.46
12				WASHINGTON HEIGHTS. .				12.58								
13				GIVINS		11.43			1.33		2.47		3.57			4.48
16				BI . . BLUE ISLAND . . . *		11.45			1.35		2.49		3.59			4.51
				Western Ave. Jct. . . .		11.49		1.02	1.40		2.53		4.04			4.56
				ROBBINS								P.M. 3.49				
18				MIDLOTHIAN		11.51			1.42		2.55	3.51	4.06			
20				OA . . OAK FOREST		11.54			1.45		2.58	3.54	4.09			5.00
24				BM . . TINLEY PARK		11.58	1.06		1.49		3.03	3.58	4.14			5.05
30				NA . . . MOKENA		12.02	1.09		1.54		3.08	4.03	4.19			5.11
34				NX . . NEW LENOX		12.09	1.14		2.02		3.15	4.11	4.28			5.19
				EJ&E CROSSING		12.15	1.18		2.08		3.20	4.18	4.34			5.26
				MC CROSSING												
				GM&O and AT&SF Crossing												
40				J JOLIET *		12.25	1.25	2.18		3.30	4.27	4.45				5.35
						P.M.	P.M.	P.M.		P.M.	P.M.	P.M.				P.M.

See foot notes on page 1.

No. 3 receive for Moline Centerville or beyond; where scheduled to stop.

No. 3 receive for stop points Newton or beyond.

MAIN LINE WESTWARD

SUBDIVISION 1 STATIONS Time Table No. 5 October 25, 1964		M.P. from Chicago Capacity of Sidings Signs		FIRST CLASS											
				139	5	303	141	143	401	145	221	147	305	223	149
				Sub.	Page.	Sub.	Sub. Exp.	Sub. Exp.	Sub.	Sub. Exp.	Sub. Exp.	Sub.	Sub.	Sub. Exp.	Sub. Exp.
Station Numbers	TO S-5 Rule 1 TWO OR MORE TRACKS .TO		Daily Except Sat.	Daily	Daily Ex. Sat. Sun. & *Holidays	Daily Ex. Sat. Sun. & *Holidays	Daily Ex. Sat. Sun. & *Holidays	Daily Ex. Sat. Sun. & *Holidays	Daily Ex. Sat. Sun. & *Holidays	Set. Only	Daily Ex. Sat. Sun. & *Holidays	Daily Ex. Sat. Sun. & *Holidays	Daily Ex. Sat. Sun. & *Holidays		
0			GO . . . CHICAGO . . . *	0	RW	P.M. 4.37	P.M. 4.45	P.M. 4.50	P.M. 4.55	P.M. 5.00	P.M. 5.05	P.M. 5.08	P.M. 5.11	P.M. 5.11	P.M. 5.13
	1.1 . . . Ill. Cent. Crossing . . .	1.1	TY												
7	5.6 . . . ENGLEWOOD . . .	6.7		s4.49	s4.58	s5.02			s5.17		s5.23	s5.23	s5.25		
	0.0 . . . Penna. Crossing . . .	6.7				5.08	5.13			5.20				5.28	5.30
	0.5 . . . NORMAL PARK . . .	7.2		s4.51					s5.19			s5.25	s5.28		
8	0.6 . . . HAMILTON PARK . . .	7.8		s4.53		s5.07			s5.21		s5.27	s5.30			
9	0.8 . . . AUBURN PARK . . .	8.6		s4.55		s5.10			s5.23		s5.30	s5.33			
10	1.2 . . . GRESHAM . . . *	9.8	Y	s4.58		s5.13			5.26		s5.33	s5.36			
	0.1 . . . Grasham Jct. . . .	9.9		4.59			5.14	5.19	P.M.	5.25		5.34			5.36
	0.1 . . . So. Chicago Line Jct. . .	10.0		P.M.			P.M.	P.M.		P.M.		P.M.			P.M.
	0.1 . . . CRI&P Crossing . . .	10.1			5.05	5.14					5.28		5.37	5.34	
	0.2 . . . So. Chicago Line Jct. . .	10.3													
11	0.6 . . . LONGWOOD MANOR-95th St.	10.9				s5.16									
11a	0.5 . . . LONGWOOD MANOR-99th St.	11.4				s5.18									
	0.6 . . . Penna. Crossing . . .	12.0			5.08						5.31			5.37	
12	0.0 . . . WASHINGTON HEIGHTS . . .	12.0				s5.20						s5.41			
13	0.9 . . . GIVINS	12.9				s5.23									
16	2.8 . . . BI . . . BLUE ISLAND . . . *	15.7	RFW TY Yd		5.12	5.28 P.M.					5.35		5.47 P.M.	5.41	
	0.2 . . . Western Ave. Jct. . . .	15.9													
	1.3 . . . ROBBINS	17.2													
18	1.2 . . . MIDLOTHIAN	18.4											s5.46		
20	2.0 . . . OA . . . OAK FOREST . . .	P 20.4	B7		5.17						5.39		s5.51		
24	3.1 . . . BM . . . TINLEY PARK . . .	P 23.5	43		5.21						5.43		s5.57		
30	8.1 . . . NA . . . MOKENA	P 29.6	99		5.27						s5.49		s6.07		
34	4.4 . . . NX . . . NEW LENOX	P 34.0			5.32						s5.55		s6.14		
	4.9 . . . EJ&E CROSSING	38.9													
	0.3 . . . MC CROSSING *	P 39.2													
	1.0 . . . GM&O and AT&SF Crossing	P 40.2													
40	0.0 . . . J . . . JOLIET *	40.2	RFW TYd		s5.40 P.M.						6.05 P.M.			6.24 P.M.	

EXCEPT WHERE RULES 400 to 406, INCLUSIVE, AND 450 to 453, INCLUSIVE, ARE IN EFFECT, ON TWO MAIN TRACKS, WHEN EITHER IS USED AS SINGLE TRACK, OR WHEN OPERATING UNDER RULE 356, TRAINS EASTWARD ARE SUPERIOR TO TRAINS OF THE SAME CLASS WESTWARD.

* See S-5 Rule 8a.

Rules 93 and D-93 are in effect at Blue Island and Joliet, within signal indications territory. See Rules 400-406 and 450-453, inclusive.

Passenger trains handling conventional type equipment will not exceed 79 mph.

No. 5 receive for points where scheduled to stop

MAIN LINE WESTWARD

SUBDIVISION 1 STATIONS Time Table No. 5 October 25, 1964		M. P. from Chicago	Capacity of Sidings	Signs	FIRST CLASS											
					225	151	153	227	155	157	13	159	161	163	165	229
					Sub.	Sub. Exp.	Sub.	Sub.	Sub.	Sub.	Pgr.	Sub.	Sub.	Sub.	Sub.	Sub.
Station Numbers					Daily Ex. Sat. Sun. & *Holidays											
					Daily Ex. Sat. Sun. & *Holi- days	Daily Ex. Sat. Sun. & *Holi- days	Daily Ex. Sat. Sun. & *Holi- days	Daily Ex. Sat. Sun. & *Holi- days	Daily Ex. Sat. Sun. & *Holi- days	Sat. Only	Daily	Daily	Daily Ex. Sat. Sun. & *Holi- days	Sat. Only	Daily Ex. Sat. Sun. & *Holi- days	Daily
0	GO... CHICAGO...*	0		RW	P.M. 5.22	P.M. 5.28	P.M. 5.52	P.M. 6.01	P.M. 6.17	P.M. 6.20	P.M. 6.30	P.M. 7.05	P.M. 8.10	P.M. 8.30	P.M. 9.10	P.M. 9.21
	... Ill. Cent. Crossing ...	1.1		TY												
7	... ENGLEWOOD ...	6.7			s 5.34		s 6.13	s 6.29	s 6.32	s 6.42	s 7.17	s 8.22	s 8.42	s 9.22	s 9.34	
	... Penna. Crossing ...	6.7				5.40	6.04									
	... NORMAL PARK ...	7.2						s 6.32	s 6.34		s 7.19	s 8.24	s 8.44	s 9.24		
8	... HAMILTON PARK ...	7.8						s 6.34	s 6.36		s 7.21	s 8.26	s 8.46	s 9.26		
9	... AUBURN PARK ...	8.6					s 6.09	s 6.37	s 6.38		s 7.23	s 8.28	s 8.48	s 9.28		
10	... GRESHAM ...*	9.8		Y	s 5.40		s 6.12	s 6.19	s 6.40	s 6.40		s 7.26	s 8.31	s 8.51	s 9.31	s 9.39
	... Gresham Jct. ...	9.9				5.45	6.13		6.41	6.41		7.27	8.32	8.52	9.32	
	... So. Chicago Line Jct. ...	10.0				P.M.	P.M.		P.M.	P.M.		P.M.	P.M.	P.M.	P.M.	
	... CRI&P Crossing ...	10.1			5.41		6.20			6.46						9.40
	... So. Chicago Line Jct. ...	10.3														
11	LONGWOOD MANOR-95th St.	10.9			s 5.43		s 6.22									s 9.42
11a	LONGWOOD MANOR-99th St.	11.4			s 5.45		s 6.24									s 9.44
	... Penna. Crossing ...	12.0								6.48						
12	WASHINGTON HEIGHTS...	12.0			s 5.47		s 6.26									s 9.46
13	... GIVINS ...	12.9			s 5.50		s 6.29									s 9.48
16	BI... BLUE ISLAND...*	15.7		RFW TY Yd	s 5.56		s 6.34			6.52						s 9.53
	... Western Ave. Jct. ...	15.9														
	... ROBBINS ...	17.2			s 5.59		s 6.37									s 9.56
18	... MIDLOTHIAN ...	18.4			s 6.02		s 6.40									s 9.59
20	OA... OAK FOREST ...	P 20.4	87		s 6.06		s 6.44			6.56						s 10.03
24	BM... TINLEY PARK ...	P 23.5	43		s 6.13		s 6.49			6.59						s 10.07
30	NA... MOKENA ...	P 29.6	99		s 6.21		s 6.57			7.04						s 10.14
34	NX... NEW LENOX ...	P 34.0			s 6.28		s 7.04			7.08						s 10.19
	... E&E CROSSING ...	38.9														
	... MC CROSSING ...*	P 39.2														
	... GM&O and AT&SF Crossing ...	P 40.2														
40	J... JOLIET ...*	40.2		RFW TY Yd	6.37 P.M.		7.14 P.M.			7.18 P.M.						10.28 P.M.

See foot notes on page 3.

No. 13 receive for Chillicothe and points where scheduled to stop.

MAIN LINE WESTWARD

SUBDIVISION 1 STATIONS Time Table No. 5 October 25, 1964			FIRST CLASS															
Station Numbers		M. P. from Chicago	Capacity of Sidings	Signs	9		167											
					P.sgr.	Sub.												
					Daily	Daily												
0	GO . . . CHICAGO . . . *	0		RW	P.M. 10.05	P.M. 10.15												
	1.1 Ill. Cent. Crossing . . .	1.1		TY														
7	5.6 ENGLEWOOD . . .	6.7			s10.18	s10.27												
	0.0 Penno. Crossing . . .	6.7																
	0.5 NORMAL PARK . . .	7.2																
8	0.6 HAMILTON PARK . . .	7.8																
	0.8 AUBURN PARK . . .	8.6																
9	1.2 GRESHAM . . . *	9.8		Y														
10	0.1 Gresham Jct.	9.9																
	0.1 So. Chicago Line Jct. . .	10.0																
	0.1 CRISP Crossing	10.1			10.23													
	0.2 So. Chicago Line Jct. . .	10.3																
11	0.6 LONGWOOD MANOR-95th St.	10.9																
11a	0.5 LONGWOOD MANOR-99th St.	11.4																
	0.6 Penno. Crossing	12.0			10.26													
12	0.0 WASHINGTON HEIGHTS . . .	12.0																
13	0.9 GIVINS	12.9																
16	2.8 BI . . BLUE ISLAND . . . *	15.7		RFW TY Yd	10.30													
	0.2 Western Ave. Jct.	15.9																
	1.3 ROBBINS	17.2																
18	1.2 MIDLOTHIAN	18.4																
20	2.0 O.A. . . OAK FOREST	P 20.4	87		10.33													
24	3.1 B.M. . . TINLEY PARK	P 23.5	43		10.36													
30	6.1 N.A. . . MOKENA	P 29.6	99		10.42													
34	4.1 N.X. . . NEW LENOX	P 34.0			10.46													
	4.9 E.J. & E. CROSSING	38.9																
	0.3 MC CROSSING *	P 39.2																
	1.0 GM&O and AT&SF Crossing . . .	P 40.2																
40	0.0 J. JOLIET *	40.2		RFW TYd	s 10.55 P.M.													

EXCEPT WHERE RULES 400 TO 406, INCLUSIVE, AND 450 TO 453, INCLUSIVE, ARE IN EFFECT, ON TWO MAIN TRACKS, WHEN EITHER IS USED AS SINGLE TRACK, OR WHEN OPERATING UNDER RULE 356, TRAINS EASTWARD ARE SUPERIOR TO TRAINS OF THE SAME CLASS WESTWARD.

Passenger trains handling conventional type equipment will not exceed 79 mph.

Train 59 leaves Blue Island 2:00 A.M., arrives Joliet 2:30 A.M. daily except Monday.

Train 43 leaves South Chicago 5:30 A.M., arrives Joliet 7:00 A.M. daily.

Train 41 leaves South Chicago 4:00 P.M., arrives Joliet 5:30 P.M. daily.

Trains, 41, 43, 45, 81, 59, 93 have no time table authority, Subdivision 1.

Train 81-91 leaves Blue Island 11:00 A.M., arrives Joliet 11:45 A.M. daily.

Train 45 leaves Blue Island 8:00 P.M., arrives Joliet 8:40 P.M. daily, except Saturday.

Train 93 leaves Blue Island 10:00 P.M., arrives Joliet 10:45 P.M. daily.

Rules 93 and D-93 are in effect at Blue Island and Joliet, within signal indication territory. See Rules 400-406 and 450-453, inclusive.

MAIN LINE EASTWARD

SUBDIVISION 1 STATIONS Time Table No. 5 October 25, 1964		FIRST CLASS													
		6	102	104	204	106	206	208	108	110	112	302	210		
		Cap. of Sidings	Signs	6	102	104	204	106	206	208	108	110	112	302	210
Station Numbers	M. P. from Chicago			Page	Sub.	Sub.	Sub.	Sub.	Sub.	Sub.	Sub.	Sub.	Sub.	Sub.	Sub.
				Daily	Daily Except Sat.	Sat. Only	Daily Except Sat.	Daily Ex. Sat. Sun. & Holi-days	Daily Ex. Sat. Sun. & Holi-days	Sat. Only	Daily Ex. Sat. Sun. & Holi-days	Daily Ex. Sat. Sun. & Holi-days	Sat. Only	Daily Ex. Sat. Sun. & Holi-days	Daily Ex. Sat. Sun. & Holi-days
0	GO. . . . CHICAGO *	0	RW	A.M. 4.30	A.M. 6.10	A.M. 6.25	A.M. 6.34	A.M. 7.05	A.M. 7.32	A.M. 7.32	A.M. 7.36	A.M. 7.42	A.M. 7.45	A.M. 7.57	A.M. 7.54
	1.1	1.1	TY												
7	ENGLEWOOD *	6.7		s 4.08	s 5.59	s 6.12	s 6.20	s 6.51	s 7.17	s 7.17		s 7.29	s 7.32	s 7.40	s 7.41
	0.0	6.7									7.23				
	0.5	7.2				s 6.10	s 6.18	s 6.49		s 7.15		s 7.27	s 7.30	s 7.38	
8	HAMILTON PARK *	7.8				s 6.08	s 6.16	s 6.47	s 7.13	s 7.13		s 7.25	s 7.28	s 7.36	
9	AUBURN PARK *	8.6				s 6.06	s 6.14	s 6.45	s 7.11	s 7.11		s 7.23	s 7.26	s 7.34	
10	GRESHAM *	9.8	Y	s 5.54	s 6.04	s 6.11	s 6.42	s 7.08	s 7.08		s 7.20	s 7.23	s 7.31		
	0.1	9.9			5.53	6.03		6.41			7.17	7.19	7.22		
	0.1	10.0			A.M.	A.M.		A.M.			A.M.	A.M.	A.M.		
	0.2	10.1		4.02			6.10		7.06	7.06				7.30	7.34
11	LONGWOOD MANOR-95th St.	10.9					s 6.08		s 7.04	s 7.05				s 7.28	
11a	LONGWOOD MANOR-99th St.	11.4					s 6.06		s 7.02	s 7.03				s 7.26	
	0.6	12.0		3.59											7.30
12	WASHINGTON HEIGHTS *	12.0					s 6.04		s 7.00	s 7.01				s 7.24	
13	GIVINS *	12.9					s 6.02		s 6.57	s 6.59				s 7.22	
16	BI. BLUE ISLAND *	15.7	RW TY Yd	3.53			s 5.58		s 6.52	s 6.54				7.17	s 7.25
	0.2	15.9												A.M.	
	1.3	17.2					s 5.54		s 6.47	s 6.50					s 7.20
18	MIDLOTHIAN *	18.4					s 5.51		s 6.44	s 6.47					s 7.17
20	OA. OAK FOREST *	20.4	87	3.50			s 5.47		s 6.39	s 6.43					s 7.12
24	BM. TINLEY PARK *	23.5	43	3.46			s 5.43		s 6.34	s 6.38					s 7.06
30	NA. MOKENA *	29.6	99	3.39			s 5.35		s 6.26	s 6.31					s 6.57
34	NX. NEW LENOX *	34.0		3.34			s 5.29		s 6.20	s 6.25					s 6.49
	0.3	38.9													
	0.3	39.2													
	1.0	40.2													
40	J. JOLIET *	40.2	RW TYd	3.25			5.20		6.10	6.15					6.39
	40.2			A.M.			A.M.		A.M.	A.M.					A.M.

EXCEPT WHERE RULES 400 TO 406, INCLUSIVE, AND 450 TO 453, INCLUSIVE, ARE IN EFFECT, ON TWO MAIN TRACKS, WHEN EITHER IS USED AS SINGLE TRACK, OR WHEN OPERATING UNDER RULE 356, TRAINS EASTWARD ARE SUPERIOR TO TRAINS OF THE SAME CLASS WESTWARD.

Passenger trains handling conventional type equipment will not exceed 79 mph.

Between Chicago and Englewood trains will be governed by CRI&P and NYC Special Instructions No. 3

* See S-5 Rule Bc.

Rules 93 and D-93 are in effect at Blue Island and Joliet, within signal indication territory. See Rules 400-406 and 450-453, inclusive.

See foot notes on page 10 for freight train information.

MAIN LINE EASTWARD

SUBDIVISION 1 STATIONS Time Table No. 5 October 25, 1964		FIRST CLASS											8		
														Pgrr.	
		114	116	118	304	120	212	214	122	124	126	306			
		Sub. Exp.	Sub.	Sub. Exp.	Sub.	Sub. Exp.	Sub.	Sub. Exp.	Sub.	Sub. Exp.	Sub. Exp.	Sub.			Sub.
Daily Ex. Sat. Sun. & *Holi- days	Daily	Daily Ex. Sat. Sun. & *Holi- days	Daily Ex. Sat. Sun. & *Holi- days	Daily Ex. Sat. Sun. & *Holi- days	Daily	Daily Ex. Sat. Sun. & *Holi- days	Daily Ex. Sat. Sun. & *Holi- days	Daily Ex. Sat. Sun. & *Holi- days	Daily Ex. Sat. Sun. & *Holi- days	Daily Ex. Sat. Sun. & *Holi- days	Daily Ex. Sat. Sun. & *Holi- days				
0	GO . . . CHICAGO . . . *	0	RW	A.M. 8.00	A.M. 8.06	A.M. 8.09	A.M. 8.14	A.M. 8.18	A.M. 8.22	A.M. 8.25	A.M. 8.30	A.M. 8.35	A.M. 8.41	A.M. 8.46	A.M. 9.10
	1.1 ... Ill. Cent. Crossing ...	1.1	TY												
7	5.6 ... ENGLEWOOD ...	6.7		s 7.54		s 7.58		s 8.07	s 8.12	s 8.18				s 8.33	8.55
	0.0 ... Penna. Crossing ...	6.7		7.45		7.55		8.05			8.23	8.29			
	0.5 ... NORMAL PARK ...	7.2		s 7.52		s 7.56		s 8.05		s 8.15				s 8.31	
8	0.6 ... HAMILTON PARK ...	7.8		s 7.50		s 7.54		s 8.03		s 8.13				s 8.29	
9	0.8 ... AUBURN PARK ...	8.6		s 7.48		s 7.52		s 8.01		s 8.11				s 8.26	
10	1.2 ... GRESHAM ... *	9.8	Y	s 7.45		s 7.49		s 7.58		s 8.08	s 8.17			s 8.23	
	0.1 ... Gresham Jct. ...	9.9		7.39	7.44	7.50		8.00		8.07	8.16	8.23			
	0.1 ... So. Chicago Line Jct. ...	10.0		A.M.	A.M.	A.M.		A.M.		A.M.	A.M.	A.M.			
	0.1 ... CRI&P Crossing ...	10.1				7.48		7.57	8.05				8.22	8.50	
	0.2 ... So. Chicago Line Jct. ...	10.3													
11	0.6 LONGWOOD MANOR-95th St.	10.9				s 7.46		s 7.55						s 8.20	
11a	0.5 LONGWOOD MANOR-99th St.	11.4				s 7.44		s 7.53						s 8.18	
	0.6 ... Penna. Crossing ...	12.0							8.03						8.48
12	0.0 WASHINGTON HEIGHTS.	12.0				s 7.42		s 7.51						s 8.16	
13	0.9 ... GIVINS ...	12.9				s 7.39		s 7.48							
16	2.8 BI . . BLUE ISLAND . . . *	15.7	RFW TY Yd			7.35 A.M.		s 7.45	7.59					8.10 A.M.	8.45
	0.2 ... Western Ave. Jct. ...	15.9													
	1.3 ... ROBBINS ...	17.2						s 7.42							
18	2.0 ... MIDLOTHIAN ...	18.4						s 7.40							
20	3.1 OA . . OAK FOREST ...	P 20.4	87					s 7.35	7.54						8.40
24	6.1 BM . . TINLEY PARK ...	P 23.5	43					s 7.30	7.51						8.37
30	1.4 NA . . . MOKENA ...	P 29.8	99					s 7.22	s 7.46						8.32
34	4.8 NX . . NEW LENOX ...	P 34.0						s 7.15	s 7.39						8.28
	0.3 ... EJ&E CROSSING ...	38.9													
	0.3 ... MC CROSSING ... *	P 39.2													
	0.0 ... GM&O and AT&SF Crossing ...	P 40.2													
40	0.0 J JOLIET *	40.2	RFW TYd					7.05 A.M.	7.30 A.M.						s 8.20 A.M.

See foot notes on page 6.

No. 8 discharge from Iowa City or beyond.

No. 212 Stops Robbins and Givins Saturday, Sunday and *Holidays.

MAIN LINE EASTWARD

SUBDIVISION 1 STATIONS Time Table No. 5 October 25, 1964		FIRST CLASS															
		128	216	12	130	132	134	218	136	220	138	222	140				
		Sub.	Sub.	Patr.	Sub.	Sub.	Sub.	Sub.	Sub.	Sub.	Sub.	Sub.	Sub.				
Daily Ex. Sun. & Holi- days	Daily	Daily	Daily Ex. Sat. Sun. & Holi- days	Sat. Sun. & Holi- days	Daily Ex. Sat. Sun. & Holi- days	Sat. Sun. & Holi- days	Sat. Sun. & Holi- days	Daily Ex. Sat. Sun. & Holi- days	Daily Ex. Sat. Sun. & Holi- days	Daily	Daily						
A.M.	A.M.	A.M.	A.M.	A.M.	A.M.	A.M.	P.M.	P.M.	P.M.	P.M.	P.M.	P.M.					
0	GO. . . . CHICAGO *	0	RW	9.15	9.35	9.50	10.10	10.30	11.40	11.40	12.40	12.40	12.59	P.M.	2.28	P.M.	2.35
 Ill. Cent. Crossing	1.1	TY														
7 ENGLEWOOD	5.6															
 Penno. Crossing	6.0															
 NORMAL PARK	6.5															
8 HAMILTON PARK	6.6															
9 AUBURN PARK	6.8															
10 GRESHAM *	1.2	Y	8.53	8.13												
 Grasham Jct. . . .	0.1		8.52			9.45	10.07	11.17		12.17						2.13
 So. Chicago Line Jct. . . .	0.1		A.M.			A.M.	A.M.	A.M.		P.M.						P.M.
 CRISP Crossing	0.1															
 So. Chicago Line Jct. . . .	0.6															
11 LONGWOOD MANOR-95th St. . . .	0.5															
11a LONGWOOD MANOR-99th St. . . .	0.6															
 Penno. Crossing	0.0															
12 WASHINGTON HEIGHTS	0.9															
13 GIVINS	2.8															
16 BI. . . . BLUE ISLAND *	0.2															
 Western Ave. Jct. . . .	1.3															
18 ROBBINS	1.2															
 MIDLOTHIAN	2.0															
20 OA. . . . OAK FOREST	3.1	P 20.4	87													
24 BM. . . . TINLEY PARK	6.1	P 23.5	43													
30 NA. . . . MOKENA	4.4	P 29.8	99													
34 NX. . . . NEW LENOX	4.9	P 34.0														
 EJ&E CROSSING	0.3															
 MC CROSSING *	0.3	P 39.2														
 GMSO and AT&SF Crossing	1.0	P 40.2														
40 J. . . . JOLIET *	40.2															
 JOLIET *	40.2															

EXCEPT WHERE RULES 400 TO 406, INCLUSIVE, AND 450 TO 453, INCLUSIVE, ARE IN EFFECT, ON TWO MAIN TRACKS, WHEN EITHER IS USED AS SINGLE TRACK, OR WHEN OPERATING UNDER RULE 356, TRAINS EASTWARD ARE SUPERIOR TO TRAINS OF THE SAME CLASS WESTWARD.

* See S-5 Rule 8a.
Rules 93 and D-93 are in effect at Blue Island and Joliet, within signal indication territory. See Rules 400-406, and 450-453, inclusive.

Passenger trains handling conventional type equipment will not exceed 79 mph.
No. 12 Joliet discharge from stop points including Chillicothe, Henry and Bureau.

MAIN LINE EASTWARD

SUBDIVISION 1 STATIONS Time Table No. 5 October 25, 1964		FIRST CLASS											Golden State		
		142	144	224	146	14	402	226	228	10	148	230		4	
		Sub.	Sub.	Sub.	Sub.	Pagr.	Sub.	Sub.	Sub.	Pagr.	Sub.	Sub.			
		Daily Ex. Sat. Sun. & Holidays	Daily Ex. Sun. & Holidays	Daily	Daily	Daily	Daily Ex. Sat. Sun. & Holidays	Daily Ex. Sat. Sun. & Holidays	Sat. Only	Daily	Daily Ex. Sun. & Holidays	Daily Ex. Sat. Sun. & Holidays		Daily	
Station Numbers	S-5 Rule 1 TWO OR MORE TRACKS		M.P. from Chicago	Capacity of Sidings	Signs	P.M.	P.M.	P.M.	P.M.	P.M.	P.M.	P.M.	P.M.	P.M.	P.M.
0			GO. . . . CHICAGO *	TO 0	RW			P.M.	P.M.	P.M.	P.M.	P.M.	F.M.	P.M.	P.M.
	1.1 III. Cent. Crossing . . .	1.1	TY			3.35	4.50	5.15	5.43	5.50		7.50	8.15	8.10	9.00
7	5.6 ENGLEWOOD	6.7				3.23	4.38	5.02	5.29	5.33		6.25	7.37	7.48	8.44
	0.0 Penna. Crossing	6.7								5.41					
	0.5 NORMAL PARK	7.2				3.21	4.36	5.00	5.27			7.35		7.55	
8	0.6 HAMILTON PARK	7.6				3.19	4.34	4.58	5.25			7.33		7.53	
9	0.8 AUBURN PARK	8.6				3.17	4.32	4.56	5.23			6.20	7.31	7.51	
10	1.2 GRESHAM *	9.8	Y			3.14	4.29	4.54	5.20		5.35	6.17	7.28	7.49	8.11
	0.1 Gresham Jct. . . .	9.9				3.13	4.28		5.19		P.M.			7.48	
	0.1 So. Chicago Line Jct. . . .	10.0				P.M.	P.M.		P.M.					P.M.	
	0.1 CRISP Crossing	10.1						4.53		5.26		6.16	7.27	7.42	8.10
	0.2 So. Chicago Line Jct. . . .	10.3													8.38
11	0.6 LONGWOOD MANOR-95th St.	10.9						4.51				7.25		8.08	
11a	0.5 LONGWOOD MANOR-99th St.	11.4						4.49				7.23		8.06	
	0.6 Penna. Crossing	12.0							5.24			7.39		8.35	
12	0.0 WASHINGTON HEIGHTS	12.0						4.47			6.11	7.21		8.04	
13	0.9 GIVINS	12.9						4.44			7.19				
16	2.8 BI. . . . BLUE ISLAND *	TO 15.7	RFW TY Yd					4.40		5.20		6.05	7.15	7.34	8.30
	0.2 Western Ave. Jct. . . .	15.9													
	1.3 ROBBINS	17.2						4.38			6.02	7.12			
18	1.2 MIDLOTHIAN	18.4						4.35			5.59	7.09		7.53	
20	2.0 OA. . . . OAK FOREST	P 20.4	B7					4.31		5.16	5.54	7.06	7.29	7.49	8.25
24	3.1 BM. . . . TINLEY PARK	P 23.5	A3					4.27		5.13	5.49	7.02	7.26	7.44	8.22
30	6.1 NA. . . . MOKENA	P 29.6	99					4.20		5.07	5.41	6.55	7.22	7.36	8.18
34	4.4 NX. . . . NEW LENOX	P 34.0						4.14		5.03	5.34	6.49	7.18	7.30	8.14
	4.9 EJ&E CROSSING	38.9													
	0.3 MC CROSSING *	P 39.2													
	1.0 GM&O and AT&SF Crossing	P 40.2													
40	0.0 J. . . . JOLIET *	TO 40.2	RFW TYd					4.05		4.55		5.25	6.40	7.09	8.05
	40.2 P.M.							P.M.		P.M.		P.M.	P.M.	P.M.	P.M.

See foot notes on page 8.

No. 10 discharges from Tri-Cities and beyond, and Peoria.

No. 4 discharge from Centerville or beyond.

MAIN LINE EASTWARD

SUBDIVISION 1 STATIONS Time Table No. 5 October 25, 1964			FIRST CLASS																	
			232	150	152	154	234													
			Sub.	Sub.	Sub.	Sub.	Sub.													
Station Numbers	M.P. from Chicago	Capacity of Sidings	Signs	Sun. & Holi-days	Daily	Sat. Only	Daily Ex. Sat. Sun. & Holi-days	Daily Ex. Sun. & Holi-days												
0	GO. . . . CHICAGO *	0	RW	A.M. 9.25	P.M. 9.50	P.M. 10.45	P.M. 11.50	P.M. 11.58												
	1.1 Ill. Cent. Crossing	1.1	TY																	
7	5.6 ENGLEWOOD	6.7		s 9.12	s 9.38	s 10.32	s 11.37	s 11.45												
	0.0 Penna. Crossing	6.7																		
	0.5 NORMAL PARK	7.2		s 9.10	s 9.36	s 10.30	s 11.35													
8	0.6 HAMILTON PARK	7.8		s 9.08	s 9.34	s 10.28	s 11.33													
9	0.8 AUBURN PARK	8.6		s 9.06	s 9.32	s 10.26	s 11.31													
10	1.2 GRESHAM *	9.8	Y	s 9.03	s 9.29	s 10.23	s 11.28	s 11.38												
	0.1 Gresham Jct. . . .	9.9			9.28	10.22	11.27													
	0.1 So. Chicago Line Jct. . . .	10.0			P.M.	P.M.	P.M.													
	0.1 CRI&P Crossing	10.1		9.02																
	0.2 So. Chicago Line Jct. . . .	10.3						11.37												
11	0.6 LONGWOOD MANOR-95th St. . . .	10.9		s 9.00																
11a	0.5 LONGWOOD MANOR-99th St. . . .	11.4		s 8.58																
	0.6 Penna. Crossing	12.0																		
12	0.0 WASHINGTON HEIGHTS	12.0		s 8.56				s 11.34												
13	0.9 GIVINS	12.9		s 8.54																
16	2.8 BI . . . BLUE ISLAND *	15.7	RFW TY Yd	s 8.50				s 11.29												
	0.2 Western Ave. Jct. . . .	15.9																		
	1.3 ROBBINS	17.2		s 8.47				s 11.26												
18	1.2 MIDLOTHIAN	18.4		s 8.44				s 11.24												
20	2.0 OA . . . OAK FOREST	P 20.4	87	s 8.41				s 11.21												
24	3.1 BM . . . TINLEY PARK	P 23.5	43	s 8.37				s 11.17												
30	6.1 NA . . . MOKENA	P 29.6	99	s 8.30				s 11.10												
34	4.4 NX . . . NEW LENOX	P 34.0		s 8.25				s 11.04												
	4.9 EJ&E CROSSING	38.9																		
	0.3 MC CROSSING *	P 39.2																		
	1.0 GM&O and AT&SF Crossing	P 40.2																		
40	0.0 J JOLIET *	40.2	RFW TYd	8.15 P.M.				10.55 P.M.												

EXCEPT WHEN RULES 400 TO 406, INCLUSIVE, AND 450 TO 453, INCLUSIVE, ARE IN EFFECT, ON TWO MAIN TRACKS, WHEN EITHER IS USED AS SINGLE TRACK, OR WHEN OPERATING UNDER RULE 356, TRAINS EASTWARD ARE SUPERIOR TO TRAINS OF THE SAME CLASS WESTWARD.

Passenger trains handling conventional type equipment will not exceed 79 mph.

Rules 93 and D-93 are in effect at Blue Island and Joliet, within signal indication territory. See Rules 400-406 and 450-453, inclusive.

* See S-5 Rule 8a.

Train 60, leaves Joliet 3:30 A.M., arrives Blue Island 4:00 A.M. daily except Monday.

Trains 42, 44, 46, 76, 60, 94 and 98 have no time table authority. Subdivision 1.

Train 94, leaves Joliet 2:15 A.M., arrives Blue Island 3:00 A.M. daily.

Train 44, leaves Joliet 6:30 A.M., arrives South Chicago 8:00 A.M. daily.

Train 46, leaves Joliet 6:30 A.M., arrives Blue Island 7:30 A.M. daily except Monday.

Train 76, leaves Joliet 12:15 P.M., arrives Blue Island 1:30 P.M. daily.

Train 42, leaves Joliet 3:30 P.M., arrives South Chicago 5:00 P.M. daily.

Train 98, leaves Joliet 11:25 P.M., arrives Blue Island 12:30 A.M. daily.

SUBURBAN BRANCH WESTWARD

SUBDIVISION 1-A STATIONS

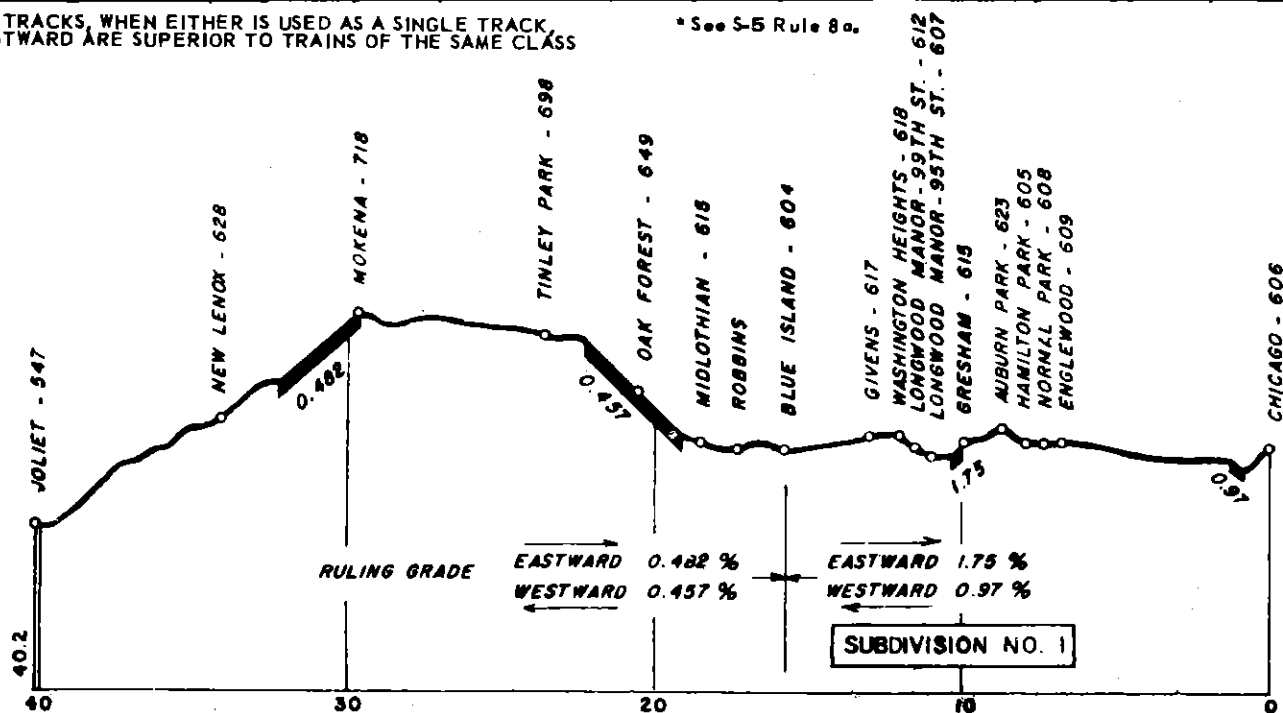
Time Table No. 5
October 25, 1964

FIRST CLASS

Station Numbers	M. P. from Chicago													
		119	203	607	709	121	705	501	123	125	127	609	129	131
		Sub.	Sub.	C.&O. 7	B.&O. 9	Sub.	B.&O. 5	Sub.	Sub.	Sub.	Sub.	C.&O. 9	Sub.	Sub.
		Daily Except Monday	Daily	Daily Except Monday	Daily	Daily Ex. Sun. & *Holidays	Daily	Sun. & *Holidays	Daily Ex. Sun. & *Holidays	Sun. & *Holidays	Daily Ex. Sat. Sun. & *Holidays	Daily Except Sun.	Daily	Daily
..... Gresham Jct.	9.9	A.M. 12.37	A.M. 1.01			A.M. 7.37	A.M. 8.06	A.M. 8.27	A.M. 8.57	A.M. 9.32		A.M. 10.57	P.M. 12.42	
..... Brainerd Jct.	10.4	12.38	1.02	A.M. 3.47	A.M. 5.51	7.38	7.42	8.07	8.28	8.58	9.33	A.M. 10.32	10.58	12.43
X1 BRAINERD Beverly Jct.	10.6	12.39	1.03			7.39		8.08	8.29	8.59	9.34		10.59	12.44
..... Penna. Crossing	11.0	12.40	1.04	A.M. 3.48	A.M. 5.52	7.40	7.46	8.09	8.30	9.00	9.35	A.M. 10.33	11.00	12.45
X1-α BEVERLY HILLS - 91st St. ...	11.3	12.41	1.05			7.41		8.10	8.31	9.01	9.36		11.01	12.46
X2 BEVERLY HILLS - 95th St. ...	11.7	12.43	1.07			7.43		8.12	8.33	9.03	9.38		11.03	12.48
X2-α BEVERLY HILLS - 99th St. ...	12.3	12.45	1.09			7.45		8.13	8.35	9.05	9.40		11.05	12.50
X3 BEVERLY HILLS - 103rd St. ...	12.8	12.47	1.11			7.47		8.15	8.37	9.07	9.42		11.07	12.52
X3-α BEVERLY HILLS - 107th St. ...	13.3	12.49	1.13			7.49		8.17	8.39	9.09	9.44		11.09	12.54
25004 MORGAN PARK - 111th St. ...	13.8	12.51	1.15			7.51		8.19	8.41	9.11	9.46		11.11	12.56
X4-α MORGAN PARK - 115th St. ...	14.3	12.53	1.17			7.53		8.21	8.43	9.13	9.48		11.13	12.58
..... BLUE ISLAND - 119th St. ...	14.8	12.55	1.19			7.55		8.23	8.45	9.15	9.50		11.15	1.00
..... BLUE ISLAND - 123rd St. ...	15.2	12.56	1.20			7.56		8.24	8.46	9.16	9.51		11.16	1.01
X5 BLUE ISLAND - Prairie St. ...	15.8	12.58	1.22			7.58		8.26	8.48	9.18	9.53		11.18	1.03
16 BI BLUE ISLAND - Vermont St. ...	16.4	1.01 A.M.	1.24			8.01 A.M.		8.28	8.50 A.M.	9.20 A.M.	9.55 A.M.		11.20 A.M.	1.05 P.M.
..... Western Ave. Jct.	16.6		1.25 A.M.					8.29 A.M.						

ON TWO MAIN TRACKS, WHEN EITHER IS USED AS A SINGLE TRACK, TRAINS EASTWARD ARE SUPERIOR TO TRAINS OF THE SAME CLASS WESTWARD.

* See S-5 Rule 8a.



SUBURBAN BRANCH WESTWARD

SUBDIVISION 1-A

STATIONS

Time Table No. 5

October 25, 1964

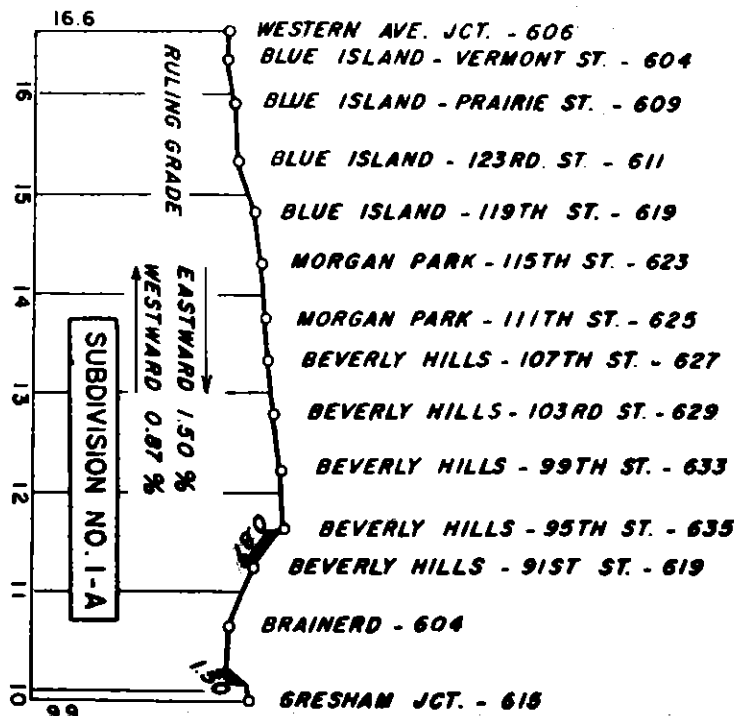
FIRST CLASS

..... Gresham Jct. 0.5 Brainerd Jct. 0.2 BRAINERD. 0.4 Beverly Jct. 0.3 Penna. Crossing. 0.0 BEVERLY HILLS - 91st St. ... 0.4 BEVERLY HILLS - 95th St. ... 0.6 BEVERLY HILLS - 99th St. ... 0.5 BEVERLY HILLS - 103rd St. ... 0.5 BEVERLY HILLS - 107th St. ... 0.5 MORGAN PARK - 111th St. ... 0.5 MORGAN PARK - 115th St. ... 0.5 BLUE ISLAND - 119th St. ... 0.4 BLUE ISLAND - 123rd St. ... 0.6 BLUE ISLAND - Prairie St. ... 0.6 BI BLUE ISLAND - Vermont St. ... 0.2 Western Ave. Jct. 6.7	FIRST CLASS													
	133	707	503	135	137	139	141	143	145	147	149	151	153	155
	Sub.	B.&O. 7	Sub.	Sub.	Sub.	Sub.	Sub. Exp.	Sub. Exp.	Sub. Exp.	Sub.	Sub. Exp.	Sub. Exp.	Sub.	Sub.
	Daily	Daily	Sun. & * Holi- days	Daily	Daily Ex. Sat. Sun. & * Holi- days	Daily Except Sat.	Daily Ex. Sat. Sun. & * Holi- days	Daily Ex. Sat. Sun. & * Holi- days	Daily Ex. Sat. Sun. & * Holi- days	Sat. Only	Daily Ex. Sat. Sun. & * Holi- days	Daily Ex. Sat. Sun. & * Holi- days	Daily Ex. Sat. Sun. & * Holi- days	Daily Ex. Sat. Sun. & * Holi- days
P.M. 2.33	P.M. 3.11	P.M. 3.26	P.M. 4.07	P.M. 4.38	P.M. 4.59	P.M. 5.14	P.M. 5.19	P.M. 5.25	P.M. 5.34	P.M. 5.36	P.M. 5.45	P.M. 6.13	P.M. 6.41	
2.34	3.11	3.27	4.08	4.39	5.00	5.15	5.20	5.26	5.35	5.38	5.46	6.14	6.42	
2.35		3.28	4.09	4.40	5.01	5.16	5.21	5.28	5.36	5.41	5.48	6.16	6.43	
2.36	3.15	3.29	4.10	4.41	5.03	5.18	5.23	5.29	5.37	5.42	5.49	6.17	6.44	
	P.M.													
2.37		3.30	4.11	4.42	5.04	5.19	5.24	5.32	5.38	5.45	5.52	6.18	6.45	
2.39		3.32	4.13	4.44	5.06	5.21	5.26	5.35	5.40	5.48	5.55	6.20	6.47	
2.41		3.33	4.15	4.46	5.08	5.23	5.28	5.38	5.42	5.50	5.58	6.22	6.49	
2.43		3.35	4.17	4.48	5.10	5.25	5.30	5.41	5.44	5.52	6.01	6.24	6.51	
2.45		3.37	4.19	4.50	5.12	5.27	5.32	5.44	5.46	5.54	6.03	6.26	6.53	
2.47		3.39	4.21	4.52	5.14	5.29	5.34	5.47	5.48	5.56	6.05	6.28	6.55	
2.49		3.41	4.23	4.54	5.16	5.31	5.36	5.50	5.50	5.58	6.07	6.30	6.57	
2.51		3.43	4.25	4.56	5.18	5.33	5.38	5.52	5.52	6.00	6.09	6.32	6.59	
2.52		3.44	4.27	4.57	5.20	5.35	5.40	5.54	5.54	6.02	6.11	6.34	7.01	
2.54		3.46	4.28	4.59	5.22	5.38	5.43	5.56	5.56	6.04	6.13	6.36	7.03	
2.56		3.48	4.30	5.01	5.24	5.40	5.45	5.58	5.58	6.06	6.15	6.38	7.05	
P.M.		P.M.	P.M.	P.M.	P.M.	P.M.	P.M.	P.M.	P.M.	P.M.	P.M.	P.M.	P.M.	
		3.49												
		P.M.												

TWO MAIN TRACKS

*TO

See foot notes on page 11.



SUBURBAN BRANCH WESTWARD

SUBDIVISION 1-A STATIONS

Time Table No. 5
October 25, 1964

FIRST CLASS

	FIRST CLASS																		
	157	159	613	161	163	165	167												
	Sub.	Sub.	C.&O. 13	Sub.	Sub.	Sub.	Sub.												
	Sat. Only	Daily	Sunday Only	Daily Ex. Sat. Sun. & * Holi- days	Sat. Only	Daily Ex. Sat. Sun. & * Holi- days	Daily												
..... Gresham Jct.	P.M. 6.41	P.M. 7.27		P.M. 8.32	P.M. 8.52	P.M. 9.32	P.M. 10.37												
..... Brainerd Jct.	6.42	7.28	P.M. 8.05	8.33	8.53	9.33	10.38												
..... BRAINERD.	s6.43	s7.29		s8.34	s8.54	s9.34	s10.39												
..... Beverly Jct.	6.44	7.30	8.06 P.M.	8.35	8.55	9.35	10.40												
..... Penna. Crossing.																			
BEVERLY HILLS - 91st St. ...	s6.45	s7.31		s8.36	s8.56	s9.36	s10.41												
BEVERLY HILLS - 95th St. ...	s6.47	s7.33		s8.38	s8.58	s9.38	s10.43												
BEVERLY HILLS - 99th St. ...	s6.49	s7.35		s8.40	s9.00	s9.40	s10.45												
BEVERLY HILLS - 103rd St. ...	s6.51	s7.37		s8.42	s9.02	s9.42	s10.47												
BEVERLY HILLS - 107th St. ...	s6.53	s7.39		s8.44	s9.04	s9.44	s10.49												
MORGAN PARK - 111th St. ...	s6.55	s7.41		s8.46	s9.06	s9.46	s10.51												
MORGAN PARK - 115th St. ...	s6.57	s7.43		s8.48	s9.08	s9.48	s10.53												
BLUE ISLAND - 119th St. ...	s6.59	s7.45		s8.50	s9.10	s9.50	s10.55												
BLUE ISLAND - 123rd St. ...	s7.01	s7.46		s8.51	s9.12	s9.51	s10.56												
BLUE ISLAND - Prairie St. ...	s7.03	s7.48		s8.53	s9.14	s9.53	s10.58												
BI BLUE ISLAND - Vermont St. ...	* TO 7.05 P.M.	7.50 P.M.		8.55 P.M.	9.16 P.M.	9.55 P.M.	11.00 P.M.												
..... Western Ave. Jct.																			

TWO MAIN TRACKS

* TO

ON TWO MAIN TRACKS, WHEN EITHER IS USED AS A SINGLE TRACK,
TRAINS EASTWARD ARE SUPERIOR TO TRAINS OF THE SAME CLASS
WESTWARD.

* See S-5 Rule 8a.

SUBURBAN BRANCH EASTWARD

SUBDIVISION 1-A STATIONS Time Table No. 5 October 25, 1964		M. P. from Chicago	FIRST CLASS												
			102	104	106	108	110	112	114	116	118	120	122	124	126
			Sub. Daily Except Sat.	Sub. Sat. Only	Sub. Daily Ex. Sat. Sun. & * Holi- days	Sub. Daily Ex. Sat. Sun. & * Holi- days	Sub. Daily Ex. Sat. Sun. & * Holi- days	Sub. Sat. Only	Sub. Daily Ex. Sat. Sun. & * Holi- days	Sub. Daily	Sub. Daily Ex. Sat. Sun. & * Holi- days	Sub. Daily Ex. Sat. Sun. & * Holi- days	Sub. Daily Ex. Sat. Sun. & * Holi- days	Sub. Daily Ex. Sat. Sun. & * Holi- days	Sub. Daily Ex. Sat. Sun. & * Holi- days
.....	Gresham Jct.	9.9	A.M. 5.53	A.M. 6.03	A.M. 6.41	A.M. 7.17	A.M. 7.19	A.M. 7.22	A.M. 7.39	A.M. 7.44	A.M. 7.50	A.M. 8.00	A.M. 8.07	A.M. 8.16	A.M. 8.23
.....	Brainerd Jct.	10.4	5.52	6.02	6.40	7.16	7.18	7.21	7.38	7.43	7.49	7.59	8.06	8.15	8.22
X1 BRAINERD	10.6	s 5.51	s 6.01	s 6.39	s 7.15	s 7.17	s 7.20	s 7.37	s 7.42	s 7.48	s 7.58	s 8.05	s 8.14	s 8.21
.....	Beverly Jct.	11.0	5.49	5.59	6.38	7.13	7.15	7.19	7.36	7.41	7.47	7.56	8.04	8.13	8.20
.....	Penna. Crossing	11.3													
X1-a	BEVERLY HILLS - 91st St.	11.3	s 5.48	s 5.58	s 6.37	s 7.12	s 7.14	s 7.18	s 7.35	s 7.40	s 7.46	s 7.55	s 8.03	s 8.12	s 8.19
X2	BEVERLY HILLS - 95th St.	11.7	s 5.46	s 5.56	s 6.35	s 7.10		s 7.16	s 7.33	s 7.38	s 7.44	s 7.53	s 8.01	s 8.10	s 8.17
X2-a	BEVERLY HILLS - 99th St.	12.3	s 5.44	s 5.54	s 6.33	s 7.08		s 7.14	s 7.31	s 7.36	s 7.42	s 7.51	s 7.59	s 8.07	s 8.15
X3	BEVERLY HILLS - 103rd St.	12.8	s 5.42	s 5.52	s 6.31	s 7.05		s 7.12	s 7.29	s 7.34	s 7.40	s 7.49	s 7.57	s 8.05	s 8.13
X3-a	BEVERLY HILLS - 107th St.	13.3	s 5.40	s 5.50	s 6.29	s 7.03		s 7.10	s 7.27	s 7.32	s 7.38	s 7.47	s 7.55	s 8.03	s 8.11
25004	MORGAN PARK - 111th St.	13.8	s 5.39	s 5.49	s 6.27	s 7.01		s 7.09	s 7.25	s 7.30	s 7.36	s 7.45	s 7.54	s 8.01	s 8.09
X4-a	MORGAN PARK - 115th St.	14.3	s 5.37	s 5.47	s 6.25	s 6.59		s 7.07	s 7.23	s 7.28	s 7.34	s 7.43	s 7.52	s 7.59	s 8.07
.....	BLUE ISLAND - 119th St.	14.8	s 5.35	s 5.45	s 6.23	s 6.57	s 7.08	s 7.05		s 7.26	s 7.32	s 7.41	s 7.50	s 7.57	s 8.05
.....	BLUE ISLAND - 123rd St.	15.2	s 5.33	s 5.43	s 6.22	s 6.55		s 7.04		s 7.24	s 7.30	s 7.39	s 7.49	s 7.55	s 8.03
X5	BLUE ISLAND - Prairie St.	15.8	s 5.32	s 5.42	s 6.20	s 6.53	7.05 A.M.	s 7.02	7.17 A.M.	s 7.22	7.28 A.M.	7.37 A.M.	s 7.47	7.53 A.M.	s 8.01
16	BI BLUE ISLAND - Vermont St.	16.4	5.30 A.M.	5.40 A.M.	6.18 A.M.	6.51 A.M.		7.00 A.M.		7.20 A.M.			7.45 A.M.		7.59 A.M.
.....	Western Ave. Jct.	16.6													

TWO MAIN TRACKS

TO *

See foot notes on page 13.

* See S-5 Rule 8a.

SUBURBAN BRANCH EASTWARD

SUBDIVISION 1-A

STATIONS

Time Table No. 5

October 25, 1964

FIRST CLASS

..... Gresham Jct.	0.5
..... Brainerd Jct.	0.2
..... BRAINERD.	0.4
..... Beverly Jct.	0.3
..... Penna. Crossing.	0.0
BEVERLY HILLS - 91st St. ..	0.4
BEVERLY HILLS - 95th St. ..	0.6
BEVERLY HILLS - 99th St. ..	0.5
BEVERLY HILLS - 103rd St. ..	0.5
BEVERLY HILLS - 107th St. ..	0.5
MORGAN PARK - 111th St. ..	0.5
MORGAN PARK - 115th St. ..	0.5
BLUE ISLAND - 119th St. ..	0.4
BLUE ISLAND - 123rd St. ..	0.8
BLUE ISLAND - Prairie St. ..	0.6
BI BLUE ISLAND - Vermont St. ..	0.2
..... Western Ave. Jct.	6.7

TWO MAIN TRACKS

	128	130	132	134	710	136	138	140	142	706	144	146	608	148
	Sub.	Sub.	Sub.	Sub.	B.&O. 10	Sub.	Sub.	Sub.	Sub.	B.&O. 6	Sub.	Sub.	C.&O. 8	Sub.
	Daily Ex. Sun. & * Holi- days	Daily Ex. Sat. Sun. & * Holi- days	Sat. Sun. & * Holi- days	Daily Ex. Sat. Sun. & * Holi- days	Daily	Sat. Sun. & * Holi- days	Daily Ex. Sat. Sun. & * Holi- days	Daily	Daily Ex. Sat. Sun. & * Holi- days	Daily	Daily Ex. Sun. & * Holi- days	Daily	Daily	Daily Ex. Sun. & * Holi- days
	A.M. 8.52	A.M. 9.45	A.M. 10.07	A.M. 11.17		P.M. 12.17	P.M. 12.37	P.M. 2.13	P.M. 3.13		P.M. 4.28	P.M. 5.19		P.M. 7.48
	8.51	9.44	10.06	11.16	A.M. 11.25	12.16	12.36	2.12	3.12	P.M. 4.25	4.27	5.18	P.M. 5.58	7.47
	8.50	9.43	10.05	11.15		12.15	12.35	2.11	3.11		4.26	5.17		7.46
	8.49	9.42	10.04	11.14	11.23 A.M.	12.14	12.34	2.10	3.10	4.24 P.M.	4.25	5.16	5.56 P.M.	7.45
	8.48	9.41	10.03	11.13		12.13	12.33	2.09	3.09		4.24	5.15		7.44
	8.46	9.39	10.01	11.11		12.11	12.31	2.07	3.07		4.22	5.13		7.42
	8.44	9.36	9.59	11.09		12.09	12.29	2.05	3.05		4.20	5.11		7.40
	8.42	9.34	9.57	11.07		12.07	12.27	2.03	3.03		4.18	5.09		7.38
	8.40	9.32	9.55	11.05		12.05	12.25	2.01	3.01		4.16	5.07		7.36
	8.39	9.30	9.53	11.04		12.04	12.24	1.59	2.59		4.14	5.05		7.34
	8.37	9.28	9.52	11.02		12.02	12.22	1.57	2.57		4.12	5.03		7.32
	8.35	9.26	9.50	11.00		12.01	12.20	1.55	2.55		4.10	5.02		7.30
	8.34	9.24	9.49	10.59		11.59	12.19	1.54	2.54		4.09	5.00		7.29
	8.32	9.22	9.47	10.57		11.57	12.17	1.52	2.52		4.07	4.58		7.27
	8.30 A.M.	9.20 A.M.	9.45 A.M.	10.55 A.M.		11.55 A.M.	12.15 P.M.	1.50 P.M.	2.50 P.M.		4.05 P.M.	4.56 P.M.		7.25 P.M.

ON TWO MAIN TRACKS, WHEN EITHER IS USED AS A SINGLE TRACK, TRAINS EASTWARD ARE SUPERIOR TO TRAINS OF THE SAME CLASS WESTWARD.

* See S-5 Rule 8a.

SUBURBAN BRANCH EASTWARD

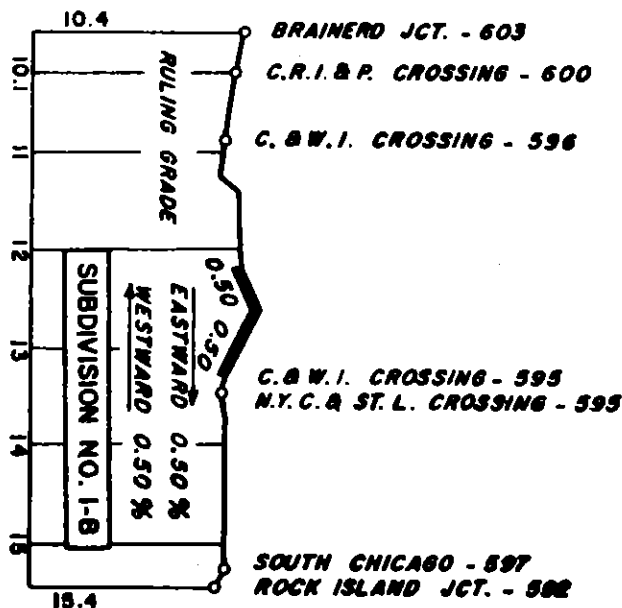
SUBDIVISION 1-A STATIONS Time Table No. 5 October 25, 1964	FIRST CLASS												
	150	152	708	610	154								
	Sub.	Sub.	B.&O. 8	C.&O. 10	Sub.								
	Daily	Sat. Only	Daily	Daily Except Sat.	Daily Ex. Sat. Sun. & *Holi- days								
Gresham Jct. 0.5	P.M. 9.28	P.M. 10.22			P.M. 11.27								
Brainerd Jct. 0.2	9.27	10.21	P.M. 10.40	P.M. 10.55	11.26								
BRAINERD 0.4	9.26	10.20			11.25								
Beverly Jct. 0.3	9.25	10.19	10.39 P.M.	10.53 P.M.	11.24								
Panna Crossing 0.0													
BEVERLY HILLS - 91st St. 0.4	9.24	10.18			11.23								
BEVERLY HILLS - 95th St. 0.6	9.22	10.16			11.21								
BEVERLY HILLS - 99th St. 0.5	9.20	10.14			11.19								
BEVERLY HILLS - 103rd St. 0.5	9.18	10.12			11.17								
BEVERLY HILLS - 107th St. 0.5	9.16	10.10			11.15								
MORGAN PARK - 111th St. 0.5	9.14	10.09			11.14								
MORGAN PARK - 115th St. 0.5	9.12	10.07			11.12								
BLUE ISLAND - 119th St. 0.4	9.10	10.05			11.10								
BLUE ISLAND - 123rd St. 0.6	9.08	10.04			11.09								
BLUE ISLAND - Prairie St. 0.8	9.07	10.02			11.07								
BI BLUE ISLAND - Vermont St. 0.2	9.05	10.00			11.05								
Western Ave. Jct. 6.7	P.M.	P.M.			P.M.								

TWO MAIN TRACKS

* TO

ON TWO MAIN TRACKS, WHEN EITHER IS USED AS A SINGLE TRACK, TRAINS EASTWARD ARE SUPERIOR TO TRAINS OF THE SAME CLASS WESTWARD.

* See S5 Rule 8a.



**SOUTH CHICAGO BRANCH
WESTWARD**

SUBDIVISION 1-B STATIONS Time Table No. 5 October 25, 1964		M. P. from Chicago	Signs	FIRST CLASS										
				607	709	705	609	707	613					
				C.&O. 7	B.&O. 9	B. & O. 5	C.&O. 9	B.&O. 7	C.&O. 13					
Station Numbers			Daily Except Monday	Daily	Daily	Daily Except Sunday	Daily	Sunday Only #						
26005 AUTOMATIC BLOCK SIGNALS { Rock Island Jct. 0.2 SOUTH CHICAGO 1.9 NYC&StL Crossing 0.0 C&WI Crossing 2.5 C&WI Crossing 0.8 Main Line Jct. 0.1 CRI&P Crossing 0.4 Brainerd Jct. 5.9 } TWO MAIN TRACKS * UX UX	15.4	A.M. 3.34	A.M. 5.40	A.M. 7.31	A.M. 10.19	P.M. 2.58	P.M. 7.52						
	15.2	RFW YYd	s 3.35	s 5.42	s 7.33	s 10.20	s 3.02	s 7.53						
	13.3	3.38	5.45	7.36	10.23	3.05	7.56						
	13.3												
	10.8	3.41	5.48	7.39	10.26	3.08	7.59						
	10.0												
	10.1	3.44	5.50	7.41	10.29	3.10	8.02						
	10.4	3.47 A.M.	5.51 A.M.	7.42 A.M.	10.32 A.M.	3.11 P.M.	8.05 P.M.						

Number 613 will operate Labor Day.

EASTWARD

SUBDIVISION 1-B STATIONS Time Table No. 5 October 25, 1964		FIRST CLASS											
		710	706	608	708	610							
		B.&O. 10	B.&O. 6	C.&O. 8	B.&O. 8	C.&O. 10							
Station Numbers	Daily	Daily	Daily	Daily	Daily Except Sat.								
AUTOMATIC BLOCK SIGNALS { Rock Island Jct. 0.2 SOUTH CHICAGO 1.9 NYC&StL Crossing 0.0 C&WI Crossing 2.5 C&WI Crossing 0.8 Main Line Jct. 0.1 CRI&P Crossing 0.4 Brainerd Jct. 5.9 } TWO MAIN TRACKS * UX UX	A.M. 11.39	P.M. 4.39	P.M. 6.10	P.M. 10.54	P.M. 11.09								
	s 11.36	s 4.38	s 6.08	s 10.53	s 11.08								
	11.32	4.32	6.05	10.47	11.02								
	11.29	4.29	6.02	10.44	10.59								
	11.26	4.26	5.59	10.41	10.56								
	11.25	4.25	5.58	10.40	10.55								
	A.M.	P.M.	P.M.	P.M.	P.M.								

ON TWO MAIN TRACKS, WHEN EITHER IS USED AS A SINGLE TRACK,
TRAINS EASTWARD ARE SUPERIOR TO TRAINS OF THE SAME CLASS
WESTWARD.

* See S-5 Rule 8a.

Office Hours

Telephones for communication with Dispatcher or Block Operator are located as follows:

MP 15-48	MP 23-17	MP 30-35	MP 36-11	MP 41-6
MP 16-11	MP 23-50	MP 32-29	MP 36-35	MP 41-30
MP 16-44	MP 28-36	MP 34-6	MP 37-6	MP 42-15
MP 18-11	MP 29-34	MP 35-17	MP 37-47	MP 43-18
MP 20-13	MP 29-43	MP 35-27	MP 41-3	MP 43-26
				MP 43-33

Blue Island	Continuous
Midlothian	6:00 A.M. to 3:00 P.M.
Oak Forest	6:00 A.M. to 3:00 P.M.
Tinley Park	6:00 A.M. to 3:00 P.M.
Mokena	6:00 A.M. to 3:00 P.M.
New Lenox	6:00 A.M. to 3:00 P.M.
Joliet	7:30 A.M. to 4:30 P.M.

Daily
Except
Saturdays
Sundays
and Holiday

F. J. GARNER, Ass't. Supt.
 F. G. VESTAL, Trainmaster
 L. C. BROGDON, Trainmaster
 D. C. WEITZMAN, Assistant Trainmaster
 T. J. HUDSON, Assistant Trainmaster
 J. E. BERGSTROM, Master Mechanic
 L. C. LONNEGREN, Road Foreman Equipment
 J. W. BURKE, Road Foreman Equipment
 N. P. SIMON, Tower Supervisor Ass't. to
 Trainmaster

} Blue Island, Ill.

R. J. VINSON, Assistant Trainmaster,

} Joliet, Ill.

V. R. BEESON, Chief Dispatcher.
 D. M. MARTIN, Assistant Chief Dispatcher
 R. L. THOMPSON, Assistant Chief Dispatcher
 C. R. GIBSON, Assistant Chief Dispatcher

} Rock Island, Ill.

H. C. McENTIRE,
 H. F. FURMAN,
 G. W. OLSON,
 J. N. HARDIN,
 R. C. FEE,
 W. W. WEST,
 C. J. YORK,
 G. R. WILLIAMSON,
 J. A. HEAD,
 J. F. CORDER,
 J. N. SPEAKE,

} Dispatchers,
 Rock Island.