

Company Doctors

H.S. BENNIE.....	Almena, Kans.
*W.T. WILDHABER.....	Beatrice, Nebr.
*P.L. BEIDERWELL.....	Belleville, Kans.
*H.D. DOUBEK.....	Belleville, Kans.
*E.J. CHANEY.....	Belleville, Kans.
*R.C. BEETHE.....	Burlington, Colo.
*CARL RUFF.....	Clay Center, Kans.
*G.D. MARSHALL.....	Colby, Kans.
*L.J. KENNEDY.....	Colorado Springs
*J.P. COGLEY.....	Council Bluffs
*A.W. MAYER.....	Denver, Colo.
P.A. REED.....	Deshler, Nebr.
G.D. KNOSP.....	Elmwood, Nebr.
*R.P. LUCE.....	Fairbury, Nebr.
*W.P. YOACHIM.....	Fairbury, Nebr.
*FRANK FALLOON.....	Fairbury, Nebr.
*M.J. RENNER.....	Goodland, Kans.
*W.J. MADDEN.....	Goodland, Kans.
*F.R. APPELEGATE.....	Goodland, Kans.
*JOHN STRAUB.....	Limon, Colo.

*C.F. FERCIOTT.....	Lincoln, Nebr.
*F.S. WEBSTER.....	Lincoln, Nebr.
*P. GOETOWSKI.....	Lincoln, Nebr.
*P.H. HOSTETTER.....	Manhattan, Kans.
*A.E. COOPER.....	Norton, Kans.
H. F. JOHNSON.....	Omaha
C. H. WATERS, JR.....	Omaha
*E.A. NELSON.....	Phillipsburg, Kans.
*THOMAS F. TAYLOR.....	Phillipsburg, Kans.

\*Examiners

Oculists & Aurists

A.M. DEAN.....	Council Bluffs, Ia.
WM. BANE.....	Denver, Colo.
J.H. JUDD.....	Omaha, Nebr.
F.L. EAGLE.....	Omaha, Nebr.

OFFICIAL HOSPITALS

Place	Name	Telephone
Council Bluffs.....	Jennie Edmundson - 933 E. Pierce St. ....	322-0231
Fairbury.....	Fairbury - 612 Fifth St. ....	80
Colorado Springs.....	Penrose - 2200 N. Tejon .....	633-6611
Colorado Springs.....	St. Francis - 812 E. Pike's Peak Ave ..	633-1713
Denver.....	St. Luke's - 601 E. 19th Ave. ....	222-8411
Horton.....	Horton - 200 East 8th St. ....	486-2121
Omaha.....	Nebraska Methodist - 3612 Cuming St. ....	551-0042
Lincoln.....	St. Elizabeth's - 1145 South St. ....	477-4431
Sabetha.....	St. Anthony Murdock - 14th & Oregon .....	AV 4-2121
Beatrice.....	Lutheran - 1201 S. 9th Street .....	223-2321
Goodland.....	Boothroy Memorial - 120 Sixth St. ....	TW 9-2358
Norton.....	Norton County - E. Holme & N. Norton .....	WAB 7-3351
Clay Center.....	Clay Center County - 617 Liberty .....	ME 2-2144

# Chicago, Rock Island & Pacific Railroad



# TIME TABLE

## WESTERN DIVISION FIRST DISTRICT

# No. 6

EFFECTIVE AT 12:01 A. M.

SUNDAY, APRIL 25, 1965

CENTRAL TIME—Phillipsburg and EAST  
MOUNTAIN TIME—Phillipsburg and WEST

O. R. THURSTON  
Superintendent

B. F. WELLS,  
General Manager

A. E. ANDERSON,  
Asst. General Manager

**This Time Table for the exclusive use  
and guidance of Employees**

# Westward

# Main Line

# Eastward

SECOND CLASS			FIRST CLASS			Capacity of Sidings	Capacity of Other Tracks	Station Numbers	SUBDIVISION 6 STATIONS		M.P. from Chicago	Signs	FIRST CLASS		SECOND CLASS		
59	307	81	7	9	25				TIME TABLE NO. 6				10	8	82	308	60
Freight	Mixed	Freight	Psgr.	Psgr.	Mail				April 25, 1965				Psgr.	Psgr.	Freight	Mixed	Freight
Daily	Tues. Thurs. Sat.	Daily	Daily	Daily	Daily			Daily	Daily	Daily	Mon. Wed. Fri.	Daily					
P.M. 12.50		A.M. 12.30	P.M. 10.05	A.M. 7.53	A.M. 3.42	130	Yard	.....	Q.....	BLUFFS ...	487.8	RFWT Yd	A.M. 11.09	P.M. 11.04	A.M. 8.30		P.M. 3.10
			s10.10	s8.00	s3.55	.....	Yard	2316	.....	CO. Bluffs....	488.8	Yd	s11.07	s11.02			
			s10.20	s8.15	s4.30	.....			.....	UP Tfr., Ia....	490.0	Yd	10.45	10.47			
			s10.35	s8.30 A.M.	s5.00 A.M.	.....		2320	.....	US. Omaha, Neb..	492.7	RW Yd	10.40 A.M.	10.40	10.15		
1.25		1.10	11.10			.....		2324	.....	CRI&P Jct....	507.5	.....		10.01	6.52		2.20
						.....			.....	UP Crossing..	507.5	UX					
1.30		1.15	11.12			63	93	2325	.....	ALBRIGHT....	507.8	RYd		9.59	6.50		2.17
1.36		1.24	11.16			53	.....	2329	.....	RUMSEY.....	512.6	.....		9.55	6.44		2.11
1.43		1.31	11.21			35	25	2335	.....	RICHFIELD....	518.1	.....		9.50	6.37		2.04
1.52 <sup>60</sup>		1.43	11.27			92	35	2343	.....	LOUISVILLE..	525.8	.....		9.43	6.27		1.52 <sup>59</sup>
						.....			.....	MoPac Crossing....	525.8	.....					
						.....			.....	CB&Q Crossing....	530.5	.....					
2.00		1.53	11.33			57	15	2348	.....	SOUTH BEND...P	531.0	.....		9.36	6.18		1.33
2.08		2.02	11.38			51	26	2353	.....	MURDOCK...*	536.3	.....		9.31	6.12		1.27
2.16		2.11	11.44			91	19	2360	.....	ALVO.....	543.0	.....		9.25	6.03		1.18
2.25		2.20	11.50 P.M.			38	27	2367	.....	PRAIRIE HOME...P	550.3	.....		9.19	5.54		1.09
						.....	63	2374	.....	HAVELOCK.....	557.0	.....					
						.....			.....	MoPac Crossing, UX	560.8	.....					
2.45		2.40	A.M. s12.06			E56 W52	575	2378	.....	LINCOLN...*	561.4	WYd		s9.08	5.37		12.49
						.....			.....	ROKEBY.....	569.8	.....		8.55	5.20		12.38
2.54		2.52	12.15			.....	18	2386	.....	MARTELL.....P	575.3	.....		8.51	5.13		12.31
3.02		3.01	12.20			.....	50	2392	.....	HALLAM...*	582.3	.....		8.45	5.05		12.21
3.10		3.11	12.26			.....	79	2399	.....	CLATONIA....P	588.6	.....		8.40	4.57		12.14 P.M.
3.19		3.20	12.31			.....	51	2405	.....	DE WITT.....P	595.4	.....					
3.34		3.36	12.44			.....	51	2419	.....	PLYMOUTH...TO	602.0	W		8.29	4.41		A.M. 11.58
4.00	P.M. 2.00	3.47	12.52			.....	79	2428	.....	JANSEN.....P	611.9	R		8.21	4.30	A.M. 6.45	11.47
4.15 P.M.	2.15 P.M.	4.00 A.M.	s1.00 A.M.			.....	Yard	2435	.....	FAIRBURY. *TO	618.2	RYd FWT		8.15 P.M.	4.15 A.M.	6.30 A.M.	11.40 A.M.

TRAINS EASTWARD ARE SUPERIOR TO TRAINS OF THE SAME CLASS WESTWARD  
FORM Y ORDERS AUTHORIZED.

Rule 99J in effect Rumsey to Fairbury.

# Westward

# Main Line

# Eastward

SECOND CLASS		FIRST CLASS		Capacity of Sidings	Capacity of Other Tracks	Station Numbers	SUBDIVISION 7 STATIONS TIME TABLE NO. 6 April 25, 1965	M.P. from St. Joseph	Signs	FIRST CLASS		SECOND CLASS	
59	81		7							8		82	60
Freight	Freight		Psgr.							Psgr.	Freight	Freight	
Daily	Daily		Daily							Daily	Daily	Daily	
P.M.	A.M.		A.M.							P.M.	A.M.	A.M.	
4.30	4.15		1.08	.....	Yard	2435	DS F }	155.5	RYd FWT	8.07	4.00	11.30	
				.....	.....	.....	.....	155.8	.....				
4.39	4.24		1.15	51	.....	2441	.....	162.5	.....	8.00	3.46	11.19	
				.....	.....	.....	.....	163.7	.....				
4.49	4.34		1.22	125	29	2449	BH.	170.3	.....	7.53	3.36	11.11	
4.54	4.39		1.26	51	24	2454	.....	174.8	.....	7.49	3.30	11.06	
5.01	4.47		1.31	50	28	2460	.....	181.6	.....	7.44	3.22	10.59	
				.....	.....	.....	.....	.....	.....				
5.15	5.05		2.00	.....	Yard	2468	VI..	189.4	YdF WTY	7.36	3.10	10.50	
5.30	5.25			.....	.....	.....	.....	.....	.....		2.40	10.40	
5.36	5.36		2.04	53	19	2473	.....	194.0	.....	7.26	2.27	10.21	
				.....	20	2477	.....	198.7	.....				
				.....	.....	.....	.....	198.8	.....				
5.49	5.51		2.14 82	82	21	2483	KO.	204.9	.....	7.16	2.14	10.09	
				.....	.....	.....	.....	204.9	.....				
5.56	5.58		2.20	51	20	2488	.....	209.9	.....	7.11	1.42	10.03	
6.02	6.05		2.24	37	24	2493	.....	215.1	.....	7.07	1.35	9.57	
6.10	6.15		2.31	106	61	2500	MK.	222.1	.....	6.59	1.27	9.49	
6.20	6.26		2.39	50	21	2508	.....	230.1	.....	6.51	1.16	9.40	
6.25	6.32		2.43	83	33	2514	.....	234.8	.....	6.47	1.11	9.35	
6.40	6.40		2.48	50	41	2520	NY.	241.5	.....	6.40	1.04	9.28	
6.48	6.48		2.54	50	37	2527	.....	248.0	.....	6.35	12.57	9.21	
6.55	6.55		3.02	95	66	2533	HF.	254.1	.....	6.29	12.50	9.14	
7.05	7.03		3.09	52	34	2541	.....	262.1	.....	6.21	12.39	9.05	
7.11	7.09		3.15	51	31	2547	DU.	268.1	.....	6.16	12.32	8.58	
7.16	7.14		3.19	83	25	2551	.....	272.7	.....	6.12	12.26	8.53	
7.22	7.19		3.23	49	22	2556	.....	277.7	.....	6.08	12.20	8.47	
7.30	7.25		3.30	.....	Yard	2563	Z...	283.9	RYd FWT	6.02	12.10	8.40	
P.M.	A.M.		A.M.	.....	.....	.....	.....	128.4	.....	P.M.	A.M.	A.M.	

TRAINS EASTWARD ARE SUPERIOR TO TRAINS OF THE SAME CLASS WESTWARD,  
FORM Y ORDERS AUTHORIZED.

Nos. 7 and 8 discharge and receive from or  
to scheduled stop points.

Rule 99J in effect.

# Westward

# Main Line

# Eastward

SECOND CLASS				FIRST CLASS				SUBDIVISION 8 STATIONS				FIRST CLASS		SECOND CLASS			
59		81		7		Capacity of Sidings	Capacity of Other Tracks	Station Numbers	TIME TABLE NO. 6 April 25, 1965	M. P. from St. Joseph	Signs	8		60		82	
Freight		Freight		Psg.								Psg.		Freight		Freight	
Daily		Daily		Daily								Daily		Daily		Daily	
P.M. 6.35	A.M. 6.40		A.M. 2.35		Yard 2563	Z..	... PHILLIPSBURG.....*	263.9	RYdFWT	P.M. 4.59		A.M. 7.35	P.M. 11.00				
6.48	6.58		2.42	90	24	2570	.....STUTTGART..... P	291.5	.....	4.53		6.58	10.48				
6.58	7.10		2.47	50	22	2577	.....PRAIRIE VIEW..... TO	298.3	.....	4.48		6.49	10.39				
7.10	7.20		2.54	50	23	2586	.....ALMENA..... TO	306.5	.....	4.41		6.40	10.25				
						2588	.....ALMENA JCT..... P	308.6	.....								
						2590	.....CALVERT.....	310.8	.....								
7.25	7.36		3.03	135	143	2597	.....NORTON.....*TO	318.0	W	4.30		6.26	10.11				
				74	....	2598	.....LAU.....	319.0	.....								
						2605	.....CB&Q JCT.....	325.9	.....								
7.43	7.52		3.18	135			.....ROBERTSON..... P	330.0	.....	4.14		6.12	9.51				
						21	CLAYTON P	335.0	.....								
8.00	8.09		3.29	83	33	2621	.....JENNINGS..... TO	342.4	.....	4.04		5.57	9.37				
8.12	8.20		3.36	50	27	2629	.....DRESDEN..... P	350.8	.....	3.57		5.48	9.28				
8.25	8.35		3.44	135	58	2639	.....SELDEN..... TO	360.2	Y	3.49		5.38	9.18				
8.38	8.50		3.53	51	82	2649	.....REXFORD..... TO	370.8	.....	3.41		5.27	9.06				
						9	.....BRETON..... P	375.3	.....								
8.55	9.04		4.01	135	27	2658	.....GEM..... P	379.8	.....	3.33		5.16	8.55				
9.05	9.17		4.11	90	82	2666	.....COLBY.....*TO	387.8	W	3.25		5.07	8.46				
9.14	9.29		4.19	50	32	2674	.....LEVANT..... TO	396.0	.....	3.16		4.57	8.36				
9.26	9.42		4.28	54	56	2684	.....BREWSTER..... TO	405.8	.....	3.08		4.47	8.25				
9.38	9.52		4.36	80	33	2693	.....EDSON..... P	415.1	.....	3.00		4.36	8.15				
10.01 P.M.	10.10 A.M.		4.45 A.M.	.....	Yard	2702	.....GOODLAND.....*TO	423.8	RYdFWT	2.52 P.M.		4.10 A.M.	8.00 P.M.				

TRAINS EASTWARD ARE SUPERIOR TO TRAINS OF THE SAME CLASS WESTWARD,

FORM Y ORDERS AUTHORIZED.

Rule 99J in effect.

# Westward

# Sandown-North Yard

# Eastward

## Freight Trains (Information only)

SUBDIVISION 9-A STATIONS				SUBDIVISION 9-A STATIONS				82		60		
59		81		Capacity of Sidings	Capacity of Other Tracks	TIME TABLE NO. 6 April 25, 1965	Distance from Sandown	Signs	Freight		Freight	
Freight		Freight							Daily		Daily	
Daily		Daily							Daily		Daily	
A.M. 4.00	P.M. 4.50			105	Yard	.....SANDOWN.....*	.....	Y	P.M. 12.55	P.M. 11.00		
4.10	5.00					.....BELT.....	4.0	.....	12.20	9.05		
4.20	5.10					.....NORTH YARD-DENVER	6.7	RWFY	12.15 P.M.	9.00 P.M.		
4.30	5.30											
A.M.	P.M.											

Signal Indications  
M.P. 0.3 to M.P. 3.39  
Rules 400 to 406  
S-1 Rule W-19

# Westward

# Main Line

# Eastward

SECOND CLASS				FIRST CLASS		Capacity of Sidings	Capacity of Other Tracks	Station Numbers	SUBDIVISION 9			M.P. from St. Joseph	Signs	FIRST CLASS		SECOND CLASS		
59		81		7					STATIONS					8	60		82	
Freight	Freight	Freight	Freight	Psg.	Psg.				TIME TABLE NO. 6					Psg.	Freight	Freight	Freight	Freight
Daily	Daily	Daily	Daily	Daily	Daily	April 25, 1965			Daily	Daily	Daily	Daily	Daily					
P.M. 10.25	A.M. 11.35			A.M. 4.55		.....	Yard	2702	GD	..... GOODLAND..... * TO	423.8	RYdFWT	P.M. 2.45		A.M. 3.50	P.M. 6.15		
10.35	11.45			5.01		51	12	2708	....	5.5 ..... CARUSO..... P	429.3	.....	2.40		3.28	5.53		
10.40	11.51 A.M.			5.05		50	20	2712	....	4.1 ..... RULETON..... P	433.4	.....	2.36		3.24	5.47		
10.50	12.01 P.M.			5.11		87	71	2720	RA	8.0 ...KANORADO, KAN.... TO	441.4	.....	2.29		3.14	5.37		
10.57	12.09			5.16		50	9	2726	....	5.9 ...PECONIC, COLO. .... P	447.3	.....	2.24		3.07	5.29		
11.05	12.17			5.24		98	123	2732	BN	6.4 ..... BURLINGTON..... * TO	453.7	w	2.18		3.00	5.21		
11.13	12.25			5.30		76	.....	2738	....	6.0 ..... HUNGERFORD..... P	459.7	.....	2.12		2.53	5.14		
						.....	55	2741	....	2.5 ..... BETHUNE.....	462.0	.....						
11.29	12.42			5.41		150	52	2751	RT	10.1 ..... STRATTON..... TO	472.1	Y	2.02		2.38	5.01		
11.39	12.51			5.47		50	23	2758	....	7.2 ..... VONA..... P	479.3	.....	1.55		2.30	4.52		
11.48 P.M.	1.00			5.53		51	32	2765	BT	7.0 ..... SEIBERT..... TO	486.3	.....	1.50		2.22	4.44		
12.03 A.M.	1.14			6.03		90	34	2776	AG	11.0 ..... FLAGLER..... * TO	497.3	.....	1.41		2.07	4.30		
12.18	1.32 <sub>8</sub>			6.13		125	70	2787	BI	11.5 ..... ARRIBA..... TO	506.8	.....	1.32		1.52	4.18		
							10	2793	....	5.8 ..... BOVINA..... P	514.8	.....						
12.33	1.44			6.24		85	39	2799	....	6.1 ..... GENOA.....	520.7	.....	1.22		1.38	4.05		
12.55 A.M.	2.04 P.M.			6.35 A.M.		.....	Yard	2809	MN	10.1 ..... LIMON..... * TO	530.8	RYd FWY	1.12 P.M.		1.20 A.M.	3.45 P.M.		

TRAINS EASTWARD ARE SUPERIOR TO TRAINS OF THE SAME CLASS WESTWARD.  
FORM Y ORDERS AUTHORIZED.

Rule 99 J in Effect Goodland to Genoa.

# Westward

# Eastward

SECOND CLASS				FIRST CLASS		Station Numbers	UNION PACIFIC			FIRST CLASS		SECOND CLASS		
59		81		7			JOINT TRACK			8	82		60	
Freight	Freight	Freight	Freight	Psg.	Psg.		TIME TABLE NO. 6			Psg.	Freight	Freight	Freight	Freight
Daily	Daily	Daily	Daily	Daily	Daily	April 25, 1965			Daily	Daily	Daily	Daily	Daily	
A.M. 1.05	P.M. 2.10			A.M. 7.05		2809	.....	LIMON.....		P.M. 12.53		P.M. 3.00	A.M. 1.15	
4.00 A.M.	4.50 P.M.			8.26		.....	83.8	SANDOWN..... *	} See S-7 Rules W-16, W-17, W-18	P.M. 11.42		12.55	11.00 P.M.	
	5.30 P.M.			8.45 A.M.		85000	6.0	DENVER.....			11.30 A.M.		12.35	
							89.8					12.15 P.M.		

**Westward**

**Main Line**

**Eastward**

SECOND CLASS			FIRST CLASS		Capacity of Sidings	Capacity of Other Tracks	Station Numbers	SUBDIVISION 10 STATIONS		M. P. from St. Joseph	Signs	FIRST CLASS		SECOND CLASS		
	85	Freight		7												
	Daily Except Sat.			Daily									Daily	Daily Except Sat.		
	P.M. 4.00			A.M. 7.00	....	Yard	2809	MN.....	LIMON.....*	TO	530.8	RYd FWY	P.M. 12.57		A.M. 3.00	
					....	....	....	.....	.....	UX	530.8	.....				
	4.20			7.13	28	....	2818	.....	JP Crossing	.....	542.6	.....	12.44		2.10	
	4.30			7.23	50	23	2828	.....	RESOLIS	.....	550.0	.....	12.36		1.55	
	4.40			7.30	38	28	2834	SM.....	SIMLA	.....	556.3	.....	12.29		1.40	
	4.50			7.35	24	21	2839	.....	RAMAH	.....	561.1	.....	12.24		1.25	
	5.15			7.46	51	25	2849	GH.....	CALHAN	.....	570.8	.....	12.14		1.04	
						16	2861	.....	PEYTON	.....	582.0	.....	P.M.			
	5.55			8.10	50	22	2870	.....	FALCON	.....	591.3	.....	A.M. 11.52		12.22	A.M.
					....	14	2873	.....	SHIRLEY	.....	594.9	.....				
					....	43	2879	.....	ELSMERE	.....	600.1	.....				
	7.30			8.30	46	Yard	2886	.....	ROSWELL	.....	607.3	YdY	11.33		P.M. 11.30	
	8.00 P.M.			8.50 P.M.	....	Yard	2888	CS.....	COLO. SPGS	.....	609.6	RYdWY	11.30 A.M.		11.00 P.M.	

TRAINS EASTWARD ARE SUPERIOR TO TRAINS OF THE SAME CLASS WESTWARD, EXCEPT No. 7 IS SUPERIOR TO No. 8 AND No. 85. IS SUPERIOR TO No. 86

SECOND CLASS EXTRA TRAINS AND ENGINES MUST CLEAR THE TIME OF Nos. 7 and 8 NOT LESS THAN 15 MINUTES.

FORM Y ORDERS AUTHORIZED.

No. 86 may leave Colorado Springs without Clearance when train order office closed.

B.B. BRENTON, Asst. Supt. . . . . Goodland, Kans.  
 R.W. PARKER, Trainmaster. . . . . Council Bluffs, Ia.  
 R.M. DICKERSON, Trainmaster . . . . . Denver, Colo.  
 E.F. JOHNSON, Master Mechanic . . . . . Des Moines, Ia.  
 J.F. WADDICAR, Road Foreman . . . . . Council Bluffs, Ia.  
 J.W. ODOM, Road Foreman . . . . . Goodland, Kans.

R.E. WILLIAMS, Chief Dispatcher.  
 C.S. WINSHIP, Asst. Chief Dispatcher.

J.J. WILKE  
 A.H. BENDER  
 J.D. McDERMET  
 J.D. STROH  
 C.C. LAMB  
 R.G. GERMAN

} Train Dispatchers,  
 Fairbury, Nebr.

# Westward

# Clay Center Branch

# Eastward

SECOND CLASS		FIRST CLASS		Capacity of Sidings	Capacity of Other Tracks	Station Numbers	SUBDIVISION 37 STATIONS TIME TABLE NO. 6 April 25, 1965	M.P. from St. Joseph	Signs	FIRST CLASS		SECOND CLASS	
73	71									72	74		
Freight	Freight									Freight	Freight		
Daily	Daily									Daily	Daily		
P.M. 12.15	P.M. 10.15			W 190 E 112	Yard	97	FA.....McFARLAND.....* TO	122.0	RY			P.M. 12.01	P.M. 3.00
12.35	10.35			42	20	18009	..... WABAUNSEE ..... P	131.0	.....			P.M. A.M. 11.32	2.26
12.45	10.45			56	23	18014	..... ZEANDALE..... P	135.8	.....			11.23	2.18
				.....	.....		.....UP Crossing..... UX	143.0	.....				
1.02	11.02			71	104	18021	HD..... MANHATTAN..... TO	143.2	W			11.05	2.02
1.20	11.20			55	19	18030	..... KEATS..... P	152.1	.....			10.09	1.47
1.33 74	11.33			55	20	18039	RY..... RILEY ..... TO	160.7	.....			9.50	73 1.33
1.45	11.45			55	33	18046	..... BALA..... P	167.5	.....			9.36	1.18
2.00	11.59 P.M.			58	17	18052	..... BROUGHTON..... P	173.6	.....			9.25	1.05
2.10	12.10 A.M.			44	66	18057	GF..... CLAY CENTER..... TO	179.4				9.15	12.55
2.22	12.22			33	60	18065	VN..... MORGANVILLE..... TO	187.1	.....			7.35	12.42
2.35	12.35			48	52	18073	FO..... CLIFTON..... TO	195.0	.....			7.16	12.30
				.....	.....		.....MoPac Crossing..... UX	196.7	.....				
2.50	12.50			47	40	18079	FR..... CLYDE..... TO	201.3	.....			6.59	12.15
3.08	1.08			55	20	18088	..... AGENDA.....	209.8	.....			6.40	12.02 P.M.
3.25	1.25			55	20	18094	..... CUBA..... P	216.2	.....			6.25	11.53 A.M.
3.45 P.M.	1.45 A.M.			.....	Yard	2468	VI..... BELLEVILLE.....* TO	226.1	RFWTY Yd			6.00 A.M.	11.30 A.M.

TRAINS EASTWARD ARE SUPERIOR TO TRAINS OF THE SAME CLASS WESTWARD.  
FORM Y ORDERS AUTHORIZED.

**Westward**

**Horton Branch**

**Eastward**

SECOND CLASS				Capacity of Sidings	Capacity of Other Tracks	Station Numbers	SUBDIVISION 6-A STATIONS		M.P. from St. Joseph	Signs	SECOND CLASS													
			307				TIME TABLE NO. 6 April 25, 1965						308											
			Mixed																					
			Tues. Thurs. Sat.																					
			A.M.																					
			7.30	.....	Yard	539	HN.....	HORTON.....	TO	40.8	RYdT													
			t 7.50	.....	24	17008	.....	MERCIER.....		46.5	.....													
			s 8.05	.....	23	17010	.....	POWHATTAN.....		50.8	.....													
			s 8.30	.....	20	17018	V.....	FAIRVIEW.....	TO	58.7	.....													
			s 8.50	.....	45	17024	SA.....	SABETHA.....	TO	64.5	.....													
			t 9.04	.....	22	17027	.....	BERWICK.....		68.2	.....													
			s 9.30	.....	30	17035	BN.....	BERN, KAN.....	TO	75.5	.....													
			s 9.55	.....	27	17043	.....	DU BOIS, NEB.....		83.5	.....													
			s 10.30	.....	43	17051	.....	PAWNEE.....		91.9	.....													
			s 10.55	22	13	17059	.....	STEINAUER.....		99.9	.....													
			s 11.30	.....	31	17069	.....	LEWISTON.....		109.5	.....													
			s 11.50	.....	21	17074	GI.....	VIRGINIA.....	TO	114.6	.....													
			A.M.	.....	18	17080	.....	ROCKFORD.....		120.8	.....													
			s 12.10	.....	21	129	17089	BG.....	BEATRICE.....	TO	129.2	Y												
			P.M.	.....				UP Crossing.....	UX	129.3	.....													
			s 12.55	.....				CB&Q Crossing.....	UX	129.5	.....													
			s 1.20	.....	23	17097	.....	ELLIS.....		137.6	.....													
			s 1.35	.....	27	17103	.....	HARBINE.....		143.2	.....													
			s 1.55	.....	79	32	2428	NS.....	JANSEN.....	P	149.2	R												
			P.M.					108.4																

TRAINS EASTWARD ARE SUPERIOR TO TRAINS OF THE SAME CLASS WESTWARD.  
S-1 Rule No. 14 in Effect. No. 308 may leave Jansen without Clearance

**Westward**

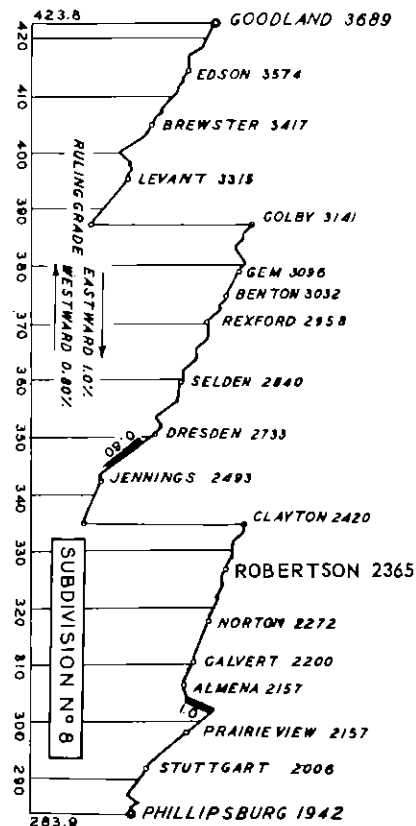
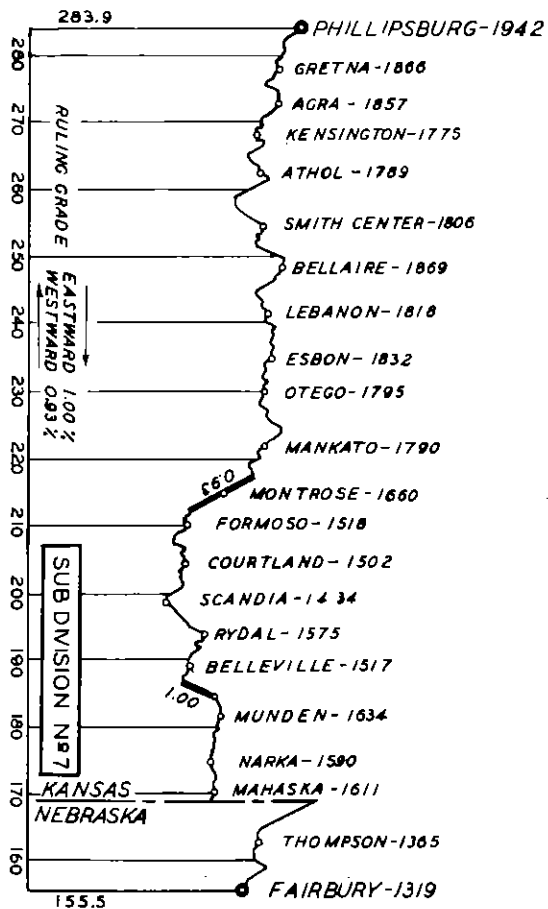
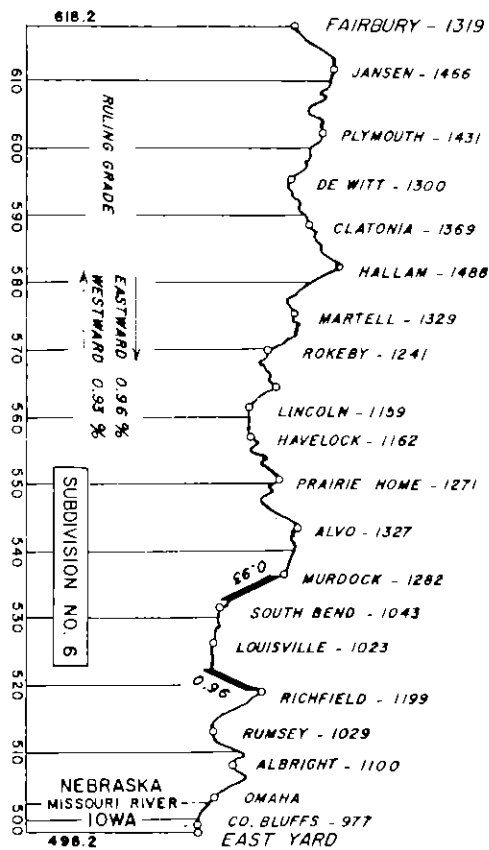
**Ruskin Branch**

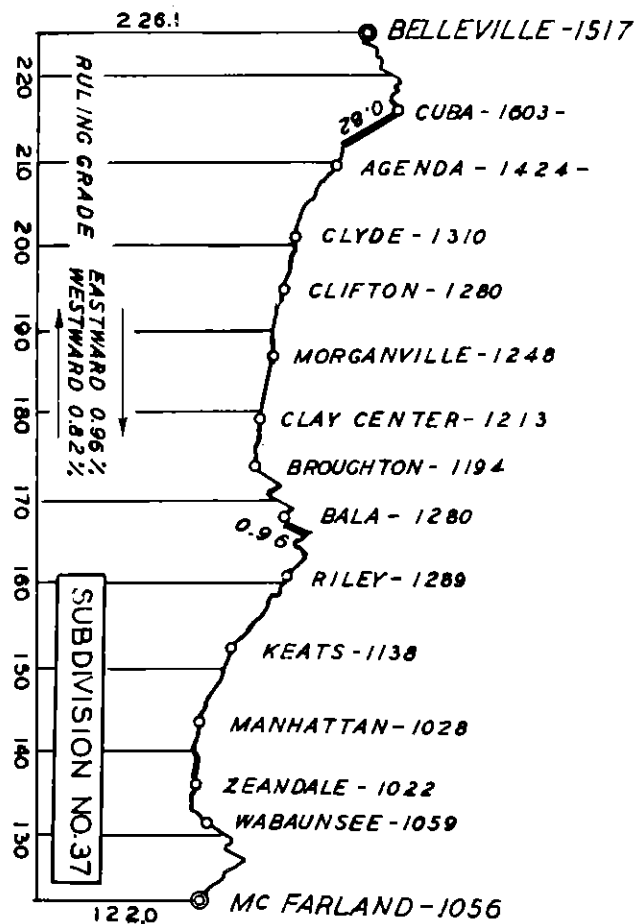
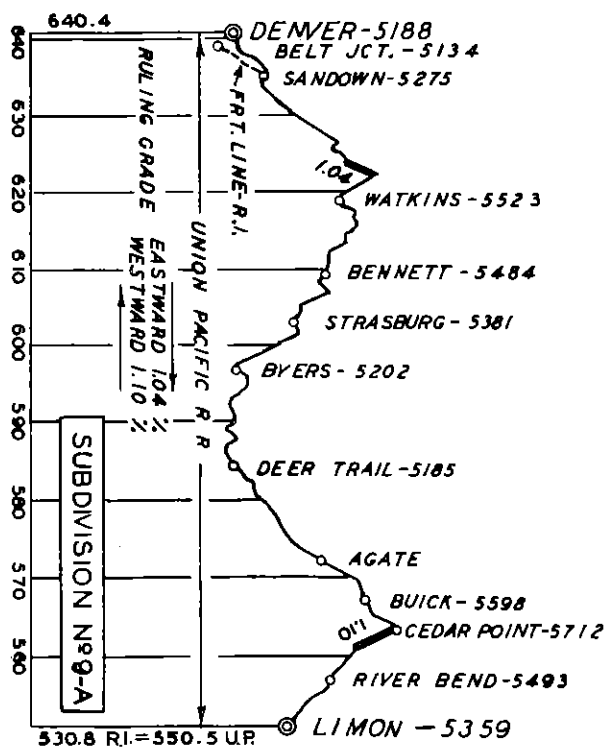
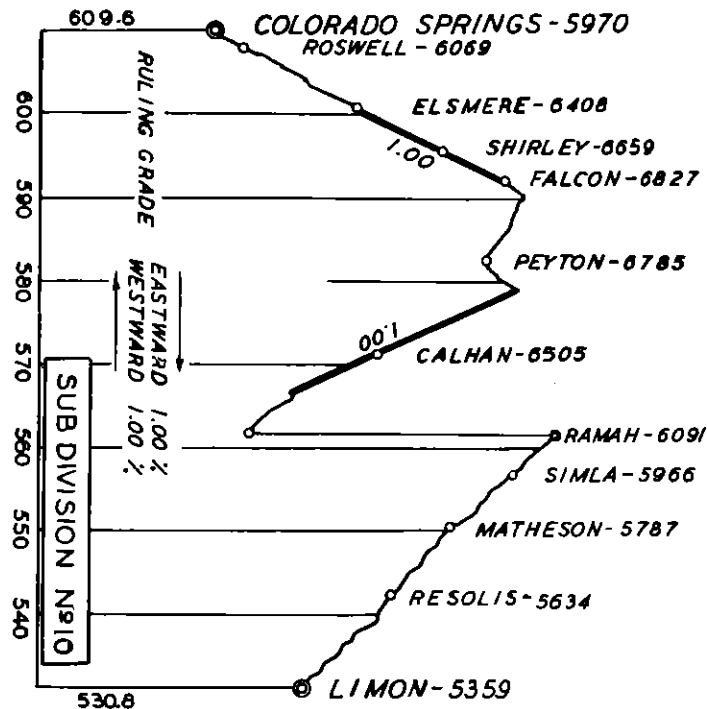
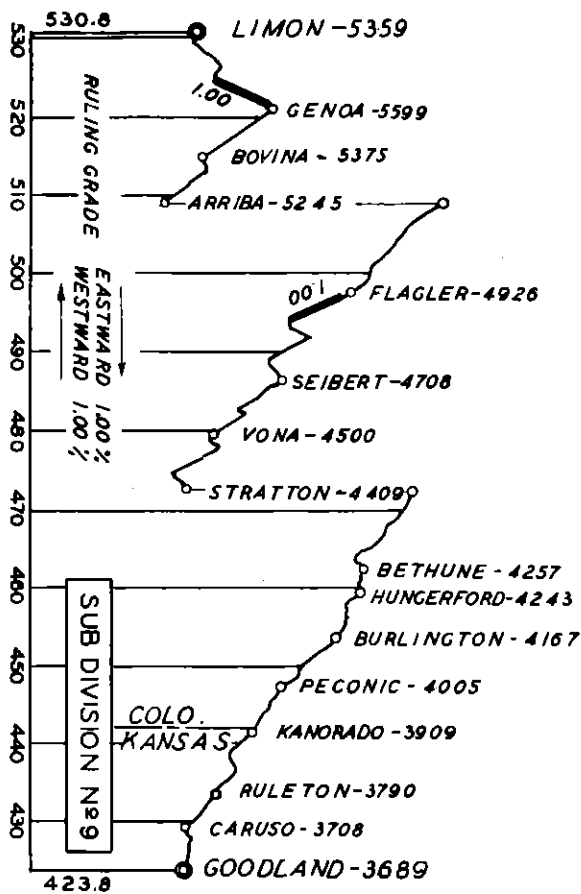
**Eastward**

SECOND CLASS				Capacity of Sidings	Capacity of Other Tracks	Station Numbers	SUBDIVISION 7-A STATIONS		M.P. from St. Joseph	Signs	SECOND CLASS													
			309				TIME TABLE NO. 6 April 25, 1965						310											
			Mixed																					
			Mon. Wed. Fri.																					
			A.M.																					
			6.30	.....	Yard	2435	DS }.....	FAIRBURY.....	* TO	155.5	RYdFWT													
				.....			F }	UP Crossing.....		157.3	.....													
			7.02	.....	18	38008	.....	GLADSTONE.....		163.8	.....													
			7.26	.....	38	36014	.....	GILEAD.....		169.5	.....													
			s 8.06	.....	30	36024	.....	HEBRON.....		179.4	.....													
			s 8.38	.....	49	36031	.....	DESHLER.....	TO	187.1	.....													
			s 9.10	.....	58	36039	.....	RUSKIN.....	TO	194.9	Y													
			A.M.					39.4																

TRAINS EASTWARD ARE SUPERIOR TO TRAINS OF THE SAME CLASS WESTWARD, EXCEPT No. 309 IS SUPERIOR TO No. 310.  
S-1 Rule No. 14 in Effect.







# COMMUNICATION OFFICES

## OFFICE HOURS

Week Days  
Except Saturday

\*Sundays and Holidays  
\*\*Saturdays

### SUBDIVISION 6

Bluffs .....	Continuous	
Omaha .....	Continuous	
Albright .....	*.**	8:30 p.m. 5:30 a.m.
Louisville .....	**	8:30 a.m. 5:30 p.m.
Murdock .....		6:45 a.m. 3:45 p.m.
Lincoln .....	Continuous	
Hallam .....		6:45 a.m. 3:45 p.m.
Plymouth .....		7:45 a.m. 4:45 p.m.
Fairbury .....	Continuous	

### SUBDIVISION 7

Fairbury .....	Continuous	
Mahaska .....		7:00 a.m. 4:00 p.m.
Belleville .....	Continuous	
Courtland .....		7:15 a.m. 4:15 p.m.
Mankato .....		7:00 a.m. 4:00 p.m.
Lebanon .....		7:00 a.m. 4:00 p.m.
Smith Center .....		8:00 a.m. 5:00 p.m.
Kensington .....		7:00 a.m. 4:00 p.m.
Phillipsburg .....	Continuous	

### SUBDIVISION 8

Phillipsburg .....	Continuous	
Prairie View .....		7:00 a.m. 4:00 p.m.
Almena .....		7:00 a.m. 4:00 p.m.
Norton .....	**	2:30 a.m. 5:30 p.m.
Jennings .....	*	2:30 a.m. 10:30 a.m.
Selden .....		7:00 a.m. 4:00 p.m.
A-Rexford .....		7:30 a.m. 10:45 a.m.
Colby .....	*.**	3:30 a.m. 5:30 p.m.
A-Levant .....		12:30 p.m. 3:45 p.m.
Brewster .....		8:00 a.m. 5:00 p.m.
Goodland .....	Continuous	

### SUBDIVISION 9

Goodland .....	Continuous	
Kanorado .....		8:30 a.m. 5:30 p.m.
Burlington .....	*	10:30 a.m. 6:30 p.m.
Stratton .....	**	5:00 a.m. 6:30 p.m.
B-Seibert .....		7:30 a.m. 4:30 p.m.
B-Flagler .....		9:20 a.m. 11:30 a.m.
Arriba .....		7:30 a.m. 9:00 a.m.
Limon .....		12:50 p.m. 4:30 p.m.
		7:30 a.m. 4:30 p.m.
	Continuous	

### SUBDIVISION 10

Limon .....	Continuous	
C-Simla .....		12:30 p.m. 3:30 p.m.)
C-Calhan .....		7:00 a.m. 11:00 a.m.)
Colo. Sprgs. ....	*.**	7:30 a.m. 11:30 p.m.

### SUBDIVISION 37

McFarland .....	{	*.** 9:00 a.m. 5:00 p.m.
		*.** 6:00 p.m. 2:00 a.m.
Manhattan .....		*.** 7:00 a.m. 4:00 p.m.
Riley .....		7:00 a.m. 4:00 p.m.
Clay Center .....		*.** 7:00 a.m. 4:00 p.m.
D-Morganville .....		1:00 p.m. 4:45 p.m.
D-Clifton .....		8:00 a.m. 11:45 a.m.
Clyde .....		8:30 a.m. 5:30 p.m.
Belleville .....		Continuous

### SUBDIVISION 6-A

Horton .....		7:00 a.m. 4:00 p.m.
Fairview .....		8:00 a.m. 5:00 p.m.
E-Sabetha .....	{	10:20 a.m. 12:00 N
		1:00 p.m. 3:00 p.m.
E-Bern .....	{	8:00 a.m. 10:00 a.m.
		3:20 p.m. 5:00 p.m.
Virginia .....		8:00 a.m. 5:00 p.m.
Beatrice .....		7:30 a.m. 4:30 p.m.

### SUBDIVISION 7-A

Fairbury .....	Continuous	
Deshler .....		8:00 a.m. 5:00 p.m.
Ruskin .....		8:00 a.m. 5:00 p.m.

### SUBDIVISION 9-A

Sandown .....	Continuous	
North Yard Denver .....	Continuous	

Corresponding Letters indicate dualized stations.