

SPOKANE, PORTLAND & SEATTLE RAILWAY CO.

**Vancouver and
Portland Divisions**
OREGON TRUNK RAILWAY
OREGON ELECTRIC RAILWAY COMPANY

TIME TABLE No. 94

To be used in conjunction with
Current Special Instruction Book

To Take Effect at 12:01 A. M.
Pacific Time

TUESDAY, JAN. 1, 1946

Superseding Time Table No. 93

For the government of employes only. The Company reserves the right to vary therefrom at pleasure. Be positive that you have the Current Time Table and destroy all previous numbers. Read carefully the Special Instructions and always carry a copy for reference and a copy of TRANSPORTATION RULES.

E. H. SHOWALTER, Superintendent
T. F. DIXON, Vice-Pres. & Genl. Mgr.

Water, Fuel, Wyes, Turn Tables, Scales, Standard Clocks and Yard Limits, etc.	Station Numbers	Car Capacity		THIRD CLASS	SECOND CLASS		FIRST CLASS		Distance from Spokane	TIME TABLE No. 94		Distance from Portland	FIRST CLASS		SECOND CLASS		THIRD CLASS
		Sittings	Other Tracks	301	275	273	3	1		JAN. 1, 1946			4	2	276	274	302
				Local Freight	Time Freight	Time Freight	Passenger	Passenger		STATIONS			Passenger	Passenger	Time Freight	Time Freight	Local Freight
				Daily Ex. Sun.	Daily	Daily	Daily	Daily					Daily	Daily	Daily	Daily	Daily Ex. Sun.
JBWXR YPKXZ	106		Yard	L 6.00AM	L 12.01PM	L 10.30AM	L 1.55PM	L 4.40AM	273.4	DN.....	WISHRAM.....X	106.1	A 12.25PM	A 10.55PM	A 6.30AM	A 10.00PM	A 2.10PM
P	103	146	36	²⁷⁶ 6.15	⁴ 12.13	10.35	³⁰² 2.00	4.45	276.7	AVERY.....	102.8	²⁷⁵ f 12.18	10.48	³⁰¹ 6.15	9.52	³ 2.00
P	94	131	13	6.41	12.40	10.50	f 2.14	4.56	285.5	NORTHDALLES.....	94.0	f 12.04PM	10.37	5.45	9.30	1.23
JWTOP	85	80	142	7.10	³⁰² 1.00	11.06	s 2.28	²⁷⁶ 5.10	294.2	DN.....	LYLE.....YA	85.3	s 11.51AM	s 10.25	¹ 5.10	9.08	²⁷⁵ 1.00
P	76	131	108	8.01	1.25	⁴⁻³⁰² 11.32	s 2.43	f 5.24	303.9	DN.....	BINGEN-WHITE SALMON . WS	75.6	³⁰²⁻²⁷³ s 11.32	s 10.04	4.35	8.45	⁴⁻²⁷³ 12.30PM
P	73		40	8.15	1.32	11.39	f 2.48		306.8	UNDERWOOD.....	72.7	f 11.22		4.25	8.38	11.10
P	71	82	7	8.30	1.36	11.44	f 2.52	5.31	308.6	HOOD.....	70.9	f 11.18	9.57	4.19	8.33	10.45
P	66		16	8.48	1.48	11.56AM	f 3.01	5.38	313.7	COOKS.....	65.8	f 11.11	9.50	4.02	8.21	10.20
P	59	130		9.10	2.02	12.09PM	f 3.12	5.47	320.2	HOME VALLEY.....	59.3	f 11.01	9.41	3.42	8.07	9.55
W	58		6	9.16	2.15	12.13	f 3.15	5.49	321.8	CARSON.....	57.7	f 10.57	9.38	3.37	8.02	9.45
P	54	79	47	³⁰² 9.35	2.29	12.22	s 3.22	5.55	325.7	DN.....	STEVENSON.....NS	53.8	s 10.50	9.33	3.25	7.52	³⁰¹ 9.35
P	49	130	117	9.59	2.45	12.33	s 3.30	6.02	330.7	DN.....	NORTH BONNEVILLE..N	48.8	s 10.40	9.26	3.08	7.40	9.15
WP	43	84	17	⁴ 10.30	3.06	12.46	f 3.40	6.10	336.7	SKAMANIA.....SI	42.8	³⁰¹ f 10.30	9.18	2.49	7.26	8.55
P	38		10	10.50	3.25	12.56	f 3.48	6.17	341.7	PRINDLE.....	37.8	f 10.22	9.11	2.30	7.13	8.40
P	36						f 3.52		343.9	CAPE HORN (No Siding)	35.6	f 10.18				
P	32	131		11.10	³ 3.53	1.09	²⁷⁵ f 3.58	6.25	347.3	MT. PLEASANT.....	32.2	f 10.13	9.02	2.13	6.59	8.25
WP	28	107	14	11.33AM	4.17	1.19	f 4.05	6.31	351.9	WASHOUGAL.....	27.6	f 10.05	8.55	1.58	6.48	8.10
P	24	84	126	12.30PM	4.26	1.26	s 4.10	6.38	355.1	DN.....	CAMAS.....MA	24.4	s 10.00	8.51	1.48	6.40	8.00
P	19	142	4	12.43	4.38	1.36	f 4.17	6.45	360.2	FISHER.....	19.3	f 9.50	8.44	1.31	6.27	7.28
P	15	84		12.55	4.50	1.46	4.24	6.52	365.0	McLOUGHLIN.....	14.5	9.44	8.38	1.16	6.15	7.20
		100		1.00	4.55	1.51	4.28	6.56	367.3	EAVAN.....	12.2	9.40	8.34	1.09	6.08	7.12
PWTY BOKXR V ZJ	10		Yard	A 1.10PM	A 5.05PM	A 2.00PM	A 4.35PM	A 7.05AM	369.5	DN.....	VANCOUVER.....MX	10.0	L 9.35AM	L 8.30PM	L 1.01AM	L 6.00PM	L 7.05AM

BETWEEN PORTLAND AND VANCOUVER TRAINS WILL BE GOVERNED BY TERMINALS SUBDIVISION TIME TABLE AND RULES

VJ BKXR	0		Yard				A 5.08PM	A 7.35AM	379.5	DN..	PORTLAND, Union Station..VC	0.0	L 9.00AM	L 8.00PM				
RWTOK BPXZY	0		Yard				A 7.00PM	A 4.00PM	379.5	DN.	PORTLAND, Hoyt St.....OW	0.0			L 12.01AM	L 5.00PM		
				Daily Ex. Sun.	Daily	Daily	Daily	Daily					Daily	Daily	Daily	Daily	Daily Ex. Sun.	
				7.10 13.4	5.04 19.0	3.30 27.5	2.40 36.5	2.25 39.3					2.50 33.9	2.25 39.7	5.29 17.5	4.00 24.0	5.55 16.2	
				Time Over District														
				Average Speed Per Hour														

EASTWARD TRAINS ARE SUPERIOR TO TRAINS OF THE SAME CLASS IN THE OPPOSITE DIRECTION

E. H. SHAWALTER, Superintendent
T. F. DIXON, Vice-Prec. & Gen'l. Mgr.

Westward

S. P. & S. Ry., VANCOUVER DIVISION—Second Sub-Division

Eastward 3

Water, Wyes, Turn Tables, Scales, Standard Clocks and Yard Limits, etc.	Station Numbers	Car Capacity		THIRD CLASS	SECOND CLASS	FIRST CLASS		Distance from Spokane	TIME TABLE No. 94			Distance from Portland	FIRST CLASS		SECOND CLASS	THIRD CLASS
		Sidings	Other Tracks	303	275	3	1		JAN. 1, 1946				4	2	276	304
				Local Freight	Time Freight	Passenger	Passenger		STATIONS				Passenger	Passenger	Time Freight	Local Freight
				Tue., Thu., Sat.	Daily	Daily	Daily		Daily	Daily	Daily		Daily	Daily	Mon., Wed., Fri.	
JWCYT RVBOK XZP	231	Yard		L 7.00AM	L 2.00AM	L 11.00AM	L 1.50AM	148.2	DN.....PASCO.....PA 1.6	231.3	A 3.45PM	A 1.50AM	A 3.40PM	A 2.30PM		

BETWEEN S. P. & S. JCT. AND PASCO TRAINS WILL BE GOVERNED BY N. P. RY., IDAHO DIV. TIME TABLE AND RULES

RJ				L 7.10AM	L 2.10AM	L 11.06AM	L 1.56AM	149.8 S. P. & S. JCT.	229.7	A 3.40PM	A 1.45AM		A 3.30PM	A 2.20PM
P	229	167	2	7.12	2.12	s 11.08	f 1.57	150.3	D.....KENNEWICK.....KN 0.5	229.2	s 3.38	f 1.44		3.28	2.18
P	224	70	20	7.30	2.28	f 11.15	2.03	155.4FINLEY.....	224.1	f 3.29	1.37		3.12	2.00
P	220	79	15	7.44	2.42	f 11.21	2.08	159.6HOVER.....	219.9	f 3.22	1.32		2.59	1.43
WP	213	150	38	8.05	3.04	f 11.31	2.16	166.1	DN.....YELLEPIT.....PY 4.2	213.4	f 3.12	1.23		2.39	1.20
P	198	151		8.56	3.54	f 11.52	2.33	181.3BERRIAN.....	198.2	f 2.52	1.03		1.52	12.36
WP	193	84	14	9.14	4.12	s 11.59AM	2.39	186.6	DN.....PLYMOUTH.....MO 5.3	192.9	s 2.44	12.56		1.36	12.18
P	189	147		9.27	4.25	³⁰⁴ 12.04PM	2.44	190.6KING.....	188.9	2.38	12.50		1.23	³ 12.04PM
P	181	147	10	9.55	4.53	f 12.15	2.54	199.0PATERSON.....	180.6	f 2.27	12.39		12.58	11.15AM
WP	171	147	14	10.35	5.25	f ²⁷⁶ 12.27	3.07	208.8	D.....WHITCOMB.....W 8.4	170.7	f 2.13	12.26		³ 12.27PM	10.35
P	162		16			f 12.38		217.2ALDERDALE.....	162.3	f 2.01				
P	158	150		²⁷⁶ 11.30AM	6.07	f 12.43	3.22	221.6McCREEDIE.....	157.9	f 1.55	12.10AM		³⁰³ 11.30AM	9.49
WP	147	150	36	12.10PM	6.45	s 12.59	3.36	232.8	DN.....ROOSEVELT.....RE 11.2	146.7	s 1.40	11.57PM		10.57	9.10
P	141		18	12.30	7.05	f 1.07		238.7SUNDALE.....	140.8	f 1.31			10.40	8.48
P	131	149		³⁻⁴ 1.19	7.37	f ⁴⁻³⁰³ 1.19	3.56	248.9GOODNOE.....	130.6	f ³⁻³⁰³ 1.19	11.37		10.11	8.13
P	126	80		1.44	³⁰⁴ 7.55	1.25	4.02	253.9TOWAL.....	125.6	1.05	11.30		9.57	²⁷⁵ 7.55
WP	119	151		2.11	8.18	f 1.34	4.10	260.6	DN.....CLIFFS.....CF 6.7	118.9	f 12.54	11.22		9.37	7.25
P	114	79	15	2.29	8.33	s 1.40	4.15	265.2MARYHILL.....	114.3	s 12.47	11.16		9.25	7.05
BWOYR JKXZP	106	Yard		A 3.00PM	²⁷⁶ 9.00AM	A 1.50PM	A 4.25AM	273.4	DN.....WISHRAM.....X 4.6	106.1	L 12.33PM	L 11.05PM		²⁷⁵ 9.00AM	L 6.30AM
				Tue., Thu., Sat.	Daily	Daily	Daily				Daily	Daily		Daily	Mon., Wed., Fri.
				8.0 15.7	7.00 17.9	2.50 44.2	2.35 48.5		Time Over District Average Speed Per Hour		3.12 39.1	2.45 45.5		6.40 18.8	8.0 15.7

EASTWARD TRAINS ARE SUPERIOR TO TRAINS OF THE SAME CLASS IN THE OPPOSITE DIRECTION

BETWEEN PASCO AND ALBANY ALL TRAINS WILL BE GOVERNED BY S. P. & S. RY. TIME TABLE AND RULES

Water, Fuel, Turn Tables, Scales, Standard Clocks and Yard Limits, etc.	Station Numbers	Car Capacity		THIRD CLASS	SECOND CLASS	FIRST CLASS		Distance from Spokane	TIME TABLE No. 94		Distance from Portland	FIRST CLASS		SECOND CLASS	THIRD CLASS	
		Sidings	Other Tracks	305		275	15		1	JAN. 1, 1946		2	16	276	306	
				S. P. & S. Local Freight		S. P. & S. Time Freight	N.P. 348 Passenger		S. P. & S. Passenger	STATIONS		S. P. & S. Passenger	N.P. 347 Passenger	S. P. & S. Time Freight	S. P. & S. Local Freight	
				Mon., Wed., Friday		Daily	Daily		Daily			Daily	Daily	Daily	Tue., Thu., Saturday	
WCTB JOKXZ	381		Yard					3.2	DN.....YARDLEY.....YD	380.7						
RKXB	378		Yard					0.0	DN.SPOKANE (N.P. Depot).SF	377.5						
JWV								8.7	DN.MARSHALL JCT.(N.P.)MR	368.8						

ON N. P. RY. BETWEEN MARSHALL JUNCTION AND YARDLEY, TRAINS WILL BE GOVERNED BY N. P. RY., IDAHO DIV. TIME TABLE AND RULES

J RBOKX ZWTCP	384	Yard	L 7.00AM	L 3.00PM		4.8	DN.....HILLYARD (G.N.) HU	384.3		A 2.00AM		A 5.00PM
RCWTE JOKXZ	380	Yard	7.45AM	3.45PM	L 9.45PM	0.0	DN.SPOKANE (G.N. Depot).PD	379.5	A 6.50AM		1.15AM	4.15PM

ON G. N. RY. BETWEEN FT. WRIGHT AND HILLYARD, TRAINS WILL BE GOVERNED BY G. N. RY. SPOKANE DIVISION TIME TABLE AND RULES

JIV	377		L 8.00AM	L 4.00PM	L 9.52PM	2.8	DN...FORT WRIGHT...FW	377.2	A 6.45AM		A 1.00AM	A 275 4.00PM	
P	371	129	8.22	4.18	10.01	8.2OVERLOOK.....	371.3	6.24		12.35	3.37	
JP	368	73	8.35	4.29	10.07	11.7	DN.....SCRIBNER.....SC	367.8	6.15		12.22	3.24	
WP	360	78	13	9.01	4.52	10.19	19.2SOUTH CHENEY.....	360.3	6.00	12.07AM	3.09	
P	355	120	9.21	5.09	10.27	24.7MOCK.....	354.8	5.50		11.52PM	2.53	
P	350		13	9.40	5.25	10.34	29.8AMBER.....	349.7	s 5.41	11.37	2.38	
P	344	78	23	10.01	5.43	10.42	35.6RODNA.....	343.9	5.32	11.19	2.20	
CWOTP	335	EB 130 WB 96	117	10.45	6.30	10.54	44.1	DN.....LAMONT.....A	335.4	s 5.20	10.54	1.55	
P	329		36	11.07	6.47	11.02	50.1ROCKWELL.....	329.4	5.02	10.15	1.12	
P	323	129	16	11.28	7.04	11.10	56.1MACALL.....	323.4	4.53	9.52	12.52	
P	317		51	11.43AM	7.21	11.18	62.1LANTZ.....	317.4	4.44	9.29	12.33	
WP	311	131	31	12.10PM	7.39	11.27	68.3	D.....BENGE.....BN	311.2	s 4.35	9.05	12.10PM	
P	300	130	13	12.40	8.23	11.42	79.7HOOPER.....	299.8	4.14	8.23	11.26AM	
CWP	291	EB 77 WB 64	30	1.30	8.45	11.54PM	88.1	DN.....WASHTUCNA.....WA	291.4	s 4.01	8.00	11.01	
P	285	80	19	1.50	9.01	12.02AM	94.4SPERRY.....	285.1	3.44	7.42	10.15	
P	278	130	85	2.30	9.20	12.13	102.0	D.....KAHLOTUS.....K	277.5	s 3.33	7.20	9.45	
WP	269	87	5	2.51	9.50	12.28	110.4FABINGTON.....	269.1	3.17	6.56	9.10	
P	263	64		3.09	10.13	12.40	116.9BUER.....	262.6	3.06	6.37	8.50	
JV				3.24	10.30	12.50	122.6SNAKE RIVER JCT....	256.9	2.56	6.21	8.32	
P	257	80	60	3.30	10.35	12.51	122.8	DN.....SNAKE RIVER....SR	256.7	s 2.55	6.20	8.30	
P	254	130		3.37	10.42	12.56	125.5VOTAW.....	254.0	2.50	6.13	8.10	
P	251	79	20	3.48	10.52	1.01	128.5REDD.....	251.0	s 2.45	6.07	8.02	
WP	245	130	9	4.08	11.12	1.10	134.9LEVEY.....	244.6	2.34	5.52	7.45	
P	238	69		4.30	11.31	1.18	141.4MARTINDALE.....	238.1	2.23	5.36	7.27	
JP	234			4.45	11.45PM	9.40PM	146.0AINSWORTH JCT....	233.5	2.15	A 4.12AM	7.15	
PZXTCY WRBOK JV	231		Yard	A 5.00PM	A 12.01AM	A 9.55PM	A 1.35AM	148.2	DN.....PASCO.....PA	231.3	L 2.05AM	L 4.05AM	L 5.10PM
				Mon., Wed., Friday	Daily	Daily	Daily			Daily	Daily	Daily	Tue., Thu., Saturday
				10.0 15.3	9.01 17.0	0.15 11.2	3.50 33.7			4.45 31.2	0.7 24.0	8.50 17.3	10.0 15.3

Between Pasco and Ainsworth Jct. all trains will be governed by S. P. & S. Ry. Time Table and Rules.

EASTWARD TRAINS ARE SUPERIOR TO TRAINS OF THE SAME CLASS IN THE OPPOSITE DIRECTION

Water, Fuel, Wyes, Turn Tables, Scales, Standard Clocks and Yard Limits, etc.	Station Numbers	Car Capacity		SECOND CLASS		Distance from Goldendale	TIME TABLE No. 94 JAN. 1, 1946	STATIONS	Distance from Lyle	SECOND CLASS	
		Sidings	Other Tracks	121						120	
				Mixed	Daily Ex. Sat.					Mixed	Daily Ex. Sat.
BWYR P	G42		72	L 5.25PM	0.0	D.....GOLDENDALE.....GD	41.6	A 2.25AM			
P	G35		21	s 5.50	6.3CENTERVILLE.....	35.3	s 2.00			
P	G30		18	f 6.10	11.4WARWICK.....	30.2	f 1.40			
	G23		8	f 6.40	18.9SWALE.....	22.7	f 1.10			
	G17		15	f 7.05	24.7WAHKIAKUS.....	18.9	f 12.45			
PW (1/2 Mi. E) X	G14	27		s 7.20	28.2	D.....KLUCKITAT.....KI	13.4	s 12.30			
	G10		8	f 7.30	31.3PITT.....	10.3	f 12.20			
P	G 6			f 7.45	35.2WRIGHTS.....	6.4	f 12.05AM			
BRWTO PJX	85	80	137	A 8.10PM	41.6	DN.....LYLE.....YA	0.0	L 11.40PM			
				Daily Ex. Sat.				Daily Ex. Sat.			
				2.45 15.1		Time Over District Average Speed Per Hour		2.45 15.1			

EASTWARD TRAINS ARE SUPERIOR TO TRAINS OF THE SAME CLASS IN THE OPPOSITE DIRECTION

Except No. 121 is Superior to No. 120, Goldendale to Lyle

EASTWARD TRAINS ARE SUPERIOR TO TRAINS OF THE SAME CLASS IN THE OPPOSITE DIRECTION

6 Westward

OREGON TRUNK RAILWAY

Eastward

Water, Fuel, Wyes, Turn Tables, Scales, Standard Clocks and Yard Limits, etc.	Station Numbers	Car Capacity		THIRD CLASS			SECOND CLASS	Distance from Bend	TIME TABLE No. 94		Distance from Wisbram	SECOND CLASS	THIRD CLASS	
		Sidings	Other Tracks	315	311	313	103		JAN. 1, 1946			102	314	310
				U. P. Mixed	Oregon Trunk Freight	U. P. Mixed	Oregon Trunk Mixed		STATIONS	Oregon Trunk Mixed		U. P. Mixed	Oregon Trunk Freight	
				Sat. Only	Daily	Daily Ex. Sat. & Mon.	Daily					Daily	Daily Ex. Sun.	Daily
JBYOVZ PWRKX	T-151		Yard	L 12.30 PM	L 2.00 AM	L 12.01 AM	L 8.00 PM	0.0	DN..... BEND..... D	151.5	A 7.00 AM	A 7.35 AM	A 8.00 AM	
P	T-144	50	12	12.50	2.17	12.30	f 8.15	7.3 DESCHUTES.....	144.2	f 6.35	7.18	7.37	
WXP	T-135	101	121	1.15	2.36	1.10	s 8.50	16.5	DN..... REDMOND..... ED	135.0	s 6.10	³¹⁰ 6.57	³¹⁴ 6.57	
JP	T-132	67		1.23	2.42	1.17	s 8.58	19.2	D..... PRINEVILLE JCT..... XN	132.3	s 5.50	6.42	6.39	
P	T-129	49		1.32	2.47	1.24	s 9.05	22.0 TERREBONNE.....	129.5	f 5.35	6.36	6.29	
P	T-122	115	24	1.55	3.05	1.45	f 9.25	29.5 OPAL CITY.....	122.0	f 5.18	6.20	6.01	
P	T-115	49	41	2.15	3.20	2.05	s 9.43	36.6 CULVER.....	114.9	s 4.57	6.02	5.33	
OTWPK	T-110	100	159	2.28	3.30	2.30	s 9.55	41.3	DN..... METOLIUS..... MS	110.2	s 4.42	5.50	5.15	
	T-108		4					43.9 AGENCY.....	107.6				
WP	T-105	51	39	2.42	3.43	2.50	s 10.10	46.3	D..... MADRAS..... MD	105.2	s 4.25	5.30	4.43	
P	T-100	114	4	3.01	¹⁰²⁻³¹⁰ 4.05 4.20	3.15	f 10.26	52.0 PAXTON.....	99.5	f ³¹¹ 4.05	5.10	³¹¹ 4.20	
P	T-94	34	23	3.25	³¹⁴ 4.49	³¹⁰⁻¹⁰² 3.42 3.55	s 10.41	57.5	D..... GATEWAY..... GW	94.0	s ³¹³ 3.42	³¹¹ 4.49	³¹³ 3.55	
^{1/2} Mi. W PW	T-86	22	20	3.50	³¹⁴ 4.22	³¹⁴ 4.22	s 11.03	65.7	N..... SOUTH JCT..... SJ	85.8	s 3.16	³¹³ 4.22	3.28	
YP	T-84			3.54	5.29	4.26	11.07	67.5 JERSEY WYE.....	84.0	3.11	4.16	3.22	
	T-83							68.6 AXFORD.....	82.9				
P	T-80	123		4.05	5.42	4.37	f 11.18	71.2 KASKELA.....	80.3	f ³¹⁰ 3.01	4.07	¹⁰² 3.01	
P	T-75			4.17	5.54	4.52	f 11.31	76.1	N..... DAVIDSON..... UN	75.4	f 2.50	3.54	2.31	
P	T-74	50		4.22	5.59	4.57	f 11.36	77.9 DANT.....	73.6	f 2.46	3.49	2.25	
P	T-68			4.37	6.16	5.13	f 11.51 PM	83.9 FREIDA.....	67.6	f 2.30	3.35	2.02	
WP	T-64	50		4.48	6.27	5.23	f 12.01 AM	87.7 NENA.....	63.8	f 2.20	3.25	1.48	
P	T-55 A	93		5.10	6.50	5.47	12.25	96.1 CAMBRAI.....	55.4	2.01	3.02	1.17	
P	T-55		28	5.12	6.52	5.49	s 12.27	96.8	DN..... MAUPIN..... AU	54.7	s 1.59	3.00	1.14	
WP	T-51		24	5.22	7.03	5.59	f 12.38	100.7 TUSKAN.....	50.8	f 1.42	2.50	1.00	
P	T-48	49		5.30	7.12	6.07	f ³¹⁰ 12.48	103.8 SHERAR.....	47.7	f 1.33	2.41	¹⁰³ 12.48	
P	T-40	99		5.50	7.33	6.30	f ¹⁰² 1.15	111.6 OAKBROOK.....	39.9	f ¹⁰³ 1.15	2.20	12.28	
P	T-31	50		6.15	7.59	6.55	f 1.36	120.9 SINAMOX.....	30.6	f 12.55	2.00	12.10	
WP	T-26	48		6.26	8.11	7.07	f ³¹⁴ 1.50	125.2	DN..... DIKE..... DI	26.3	f 12.44	¹⁰³ 1.50	12.01 AM	
P	T-18	113		6.47	8.34	7.31	f 2.09	133.5 LOCKIT.....	18.0	f 12.25	1.20	11.44 PM	
P	T-12	52		7.04	8.52	7.49	f 2.25	139.9 KLOAN.....	11.6	f 12.10 AM	1.06	11.32	
P	T-6	90		7.19	9.08	8.10	f 2.40	145.8 MOODY.....	5.7	f 11.57 PM	12.54	11.20	
P	T-2A						2.46	149.2 CELILO.....	2.3	f 1.47			
VXJP	T-2			A 7.30 PM	9.20	A 8.25 AM	2.48	150.0	N..... O. T. JCT..... VO	1.5	11.45	L 12.44 AM	11.10	
JBWOP RKXZY	106		Yard		A 9.30 AM		A 3.00 AM	151.5	DN..... WISHRAM..... X	0.0	L 11.40 PM		L 11.00 PM	
				Sat. Only	Daily	Daily Ex. Sat. & Mon.	Daily				Daily	Daily Ex. Sun.	Daily	
				7.00 21.4	7.30 20.2	8.24 17.8	7.00 21.6		Time Over District Average Speed Per Hour		7.20 20.7	6.51 21.9	9.00 16.8	

EASTWARD TRAINS ARE SUPERIOR TO TRAINS OF THE SAME CLASS IN THE OPPOSITE DIRECTION

Station Numbers	Car Capacity		THIRD CLASS				SECOND CLASS		FIRST CLASS	Distance from Portland	TIME TABLE No. 94	
	Hings	Other Trucks	327	361	325	395	293	231	21		Passenger	JAN. 1, 1946
			Local Freight	Local Freight	Freight	Local Freight	Freight	Freight	Daily			
0	Yard		L 8.15PM	L 10.30AM	L 7.05AM	L 5.00AM	L 11.35PM	L 6.40PM	L 8.00AM	0.0	DN.....PORTLAND.....GO 4.5	

BETWEEN PORTLAND AND WILLBRIDGE TRAINS WILL BE GOVERNED BY TERMINALS SUB-DIVISION TIME TABLE AND RULES

4	Yard	L 8.30PM	³⁹⁶ L 10.50AM	L 7.25AM	L 5.20AM	L 11.50PM	L 7.00PM	L 8.10AM	4.5	DN.... WILLBRIDGE.....BR 2.8
A7	28 263	8.40	11.00	7.33	5.30	11.58PM	7.10	f 8.16	7.3	D..... LINNTON.....IN 2.7
A10		²⁹⁴ A 8.50PM	A 11.10AM	A 7.40AM	5.40	²³⁰ 12.06AM	A 7.20PM	8.22	10.0 UNITED JCT..... 0.5
A11					5.42	12.08		8.25	10.5	DN..... RIVER JCT.....RJ 2.1
A13	29 5				5.52	12.13		8.29	12.6 HOLBROOK..... 7.3
A20	34 33				6.20	12.30		s 8.45	19.9	D..... SCAPPOOSE.....SQ 4.4
A24	19W				6.31	12.42		f 8.54	24.3 WARREN..... 3.3
A28	52 20				6.45	12.50		s 9.03	27.6	DN..... ST. HELENS.....H 2.4
A30								f 9.09	30.0 COLUMBIA CITY..... 1.3
A31	43				6.55	1.01		³⁹⁶ 9.13	31.3 WATERVIEW..... 1.9
A33	11W				7.02			f 9.18	33.2 DEER ISLAND..... 6.2
A39	20 60				7.25	1.22		s 9.31	39.4 GOBLE..... 2.8
A42	16E				7.33	1.30		f 9.37	42.2 PRESCOTT..... 3.6
A46	8				7.45	1.39		s 9.47	45.8	D..... RAINIER.....BA 1.0
A47	53				³⁹⁶ 8.01	1.41		9.49	46.8 AVON..... 9.0
A56	50 13				8.20	2.05		s 10.12	55.8 MAYGER..... 2.2
A58								f 10.16	58.0 LOCODA..... 1.3
A59	15W				8.35	2.14		s 10.20	59.3 QUINCY..... 2.9
A62	45 63				8.45	2.22		s 10.28	62.2	DN.... CLATSKANIE.....CN 4.4
A67	54 10W				8.57	2.33		f 10.38	66.6 MARSHLAND..... 4.6
A71	29 41				9.12	2.45		s 10.49	71.2 WESTPORT..... 2.3
A74	50				9.30	2.52		s 10.55	73.5 WAUNA..... 3.3
A77	14				9.50	2.59		f 11.02	76.8 BRADWOOD..... 1.6
A78	43				9.58	3.04		f 11.07	78.4 CLIFTON..... 4.9
A83	2E				10.28	3.16		f 11.18	83.3 BROWNSMEAD..... 1.6
A85								f 11.24	84.9 BLIND SLOUGH..... 1.6
A87	20 4W				10.42	3.26		f 11.28	86.5 KNAPPA..... 3.7
A90	41 2W				10.58	3.35		s 11.37	90.2 SVENSEN..... 5.2
A95	34				11.20	3.48		f 11.50AM	95.4 VAN DUSEN..... 4.3
A100	Yard				A 11.50AM	³⁹⁶ A 4.00AM		s 12.10PM	99.7	D..... ASTORIA.....RO 5.9
A106	22							s 12.29	105.6 WARRENTON..... 2.7
A108	31							f 12.36	108.3 CAMP CLATSOP..... 7.4
A116								f 12.52	115.7 GEARHART..... 2.3
A118	73							A 1.00PM	118.0	D..... SEASIDE.....SD
		Daily Ex. Saturday	Mon., Wed., Friday	Daily	Daily Ex. Sat.	Daily Ex. Sat.	Daily Ex. Saturday	Daily		
		0.35	0.40	0.35	6.50	4.25	0.40	5.00		
		17.1	15.0	17.1	14.6	22.6	15.0	23.6		

Time Over District
Average Speed per Hour

Eastward trains are superior to trains of the same class in the opposite direction. Except No. 21 is superior to No. 22

TIME TABLE No. 94 JAN. 1, 1946	Distance from Seaside	FIRST CLASS		SECOND CLASS		THIRD CLASS				Water, Wyes, Turn- tables, Fuel, Scales, Standard Clocks, Bul- letin Boards, Register and Yard Limits	
		22		294	230	328	396	362	326		
		Passenger		Freight	Freight	Local Freight	Local Freight	Local Freight	Freight		
STATIONS		Daily		Daily Ex. Sunday	Daily Ex. Monday	Daily Ex. Monday	Daily Ex. Sunday	Tue., Thu., Saturday	Daily		
DN.....PORTLAND.....GO 4.5	118.0	A 7.05PM		A 9.30PM	A 12.45AM	A 1.15AM	A 11.10AM	A 1.10PM	A 1.40PM		VWTOJ BKXRZP
BETWEEN PORTLAND AND WILLBRIDGE TRAINS WILL BE GOVERNED BY TERMINALS SUB-DIVISION TIME TABLE AND RULES											
DN.....WILLBRIDGE.....BR 2.8	113.5	A 6.51PM		A 9.10PM	A 12.25AM	A 12.55AM	A 10.50AM ³⁶¹	A 12.50PM	A 1.20PM		JRXI P
D.....LINNTON.....IN 2.7	110.7	f 6.44		9.00	12.17	12.45	10.40	12.40	1.10		XP
.....UNITED JCT..... 0.5	108.0	6.38		³²⁷ 8.50	²⁹³ 12.10AM	L 12.35AM	10.30	L 12.30PM	L 1.00PM		JPX
DN.....RIVER JCT.....RJ 2.1	107.5	6.36		8.48			10.28				PX
.....HOLBROOK..... 7.3	105.4	6.32		8.40			10.20				
D.....SCAPPOOSE.....SQ 4.4	98.1	s 6.15		8.18			10.02				
.....WARREN..... 3.3	93.7	f 6.05		8.05			9.50				
DN.....ST. HELENS.....H 2.4	90.4	s 5.58		7.57			9.38				W
.....COLUMBIA CITY..... 1.3	88.0	f 5.51									
.....WATERVIEW..... 1.9	86.7	5.49		7.32			²¹ 9.13				
.....DEER ISLAND..... 6.2	84.8	f 5.45					8.53				
.....GOBLE..... 2.8	78.6	s 5.31		7.13			8.34				XP
.....PRESCOTT..... 3.6	75.8	f 5.25		7.07			8.20				W 1.2 MI. West
D.....RAINIER.....RA 1.0	72.2	s 5.17		6.59			8.06				XP
.....AVON..... 9.0	71.2	5.13		6.57			³⁹⁵ 8.01				X
.....MAYGER..... 2.2	62.2	f 4.54		6.37			7.37				P
.....LOCODA..... 1.3	60.0	f 4.50									
.....QUINCY..... 2.9	58.7	f 4.47		6.30			7.23				
DN.....CLATSKANIE.....CN 4.4	55.8	s 4.40		6.24			7.13				P
.....MARSHLAND..... 4.6	51.4	f 4.30		6.14			6.53				
.....WESTPORT..... 2.3	46.8	s 4.20		6.04			6.30				WP
.....WAUNA..... 3.3	44.5	s 4.14		5.59			5.55				
.....BRADWOOD..... 1.6	41.2	f 4.07		5.52			5.30				P
.....CLIFTON..... 4.9	39.6	f 4.03		5.48			4.50				P
.....BROWNSMEAD..... 1.6	34.7	f 3.53		5.37			4.44				
.....BLIND SLOUGH..... 1.6	33.1	f 3.49									
.....KNAPPA..... 3.7	31.5	f 3.45		5.30			4.35				P
.....SVENSEN..... 5.2	27.8	f 3.37		5.22			4.25				
.....VAN DUSEN..... 4.3	22.6	f 3.25		5.10			4.15				
D.....ASTORIA.....RO 5.9	18.3	s 3.15		L 5.00PM			²⁹³ L 4.00AM				WTOZP BKXR
.....WARRENTON..... 2.7	12.4	s 2.45									JYX
.....CAMP CLATSOP..... 7.4	9.7	f 2.38									
.....GEARHART..... 2.3	2.3	f 2.20									
D.....SEASIDE.....SD. 0.0	0.0	L 2.15PM									BWY KXR
Time Over District Average Speed per Hour		Daily 4.50 24.4		Daily Ex. Sunday 4.30 22.2	Daily Ex. Monday 0.35 17.1	Daily Ex. Monday 0.40 15.0	Daily Ex. Sunday 7.10 13.8	Tue., Thu., Saturday 0.40 15.0	Daily 0.40 15.0		

Eastward trains are superior to trains of the same class in the opposite direction. Except No. 21 is superior to No. 22

Westward

S. P. & S. Ry., PORTLAND DIVISION—Second Sub-Division

Eastward 9

Water, Wyes, Turntables, Fuel, Scales, Standard Clocks, Bul.-Bus., Register, Yard Limits	Station Numbers	Car Capacity		Distance from Warrenton	TIME TABLE No. 94 JAN. 1, 1946		Distance from Fort Stevens
		Sidings	Other Tracks		STATIONS		
JXYR	A106		22	0.0 WARRENTON	3.8	
	FS2		35	1.8	1.8 FLAVEL	2.0	
X	FS4			3.8	2.0 FORT STEVENS	0.0	
				Time Over District Average Speed per Hour			

EASTWARD TRAINS ARE SUPERIOR TO TRAINS OF THE SAME CLASS IN THE OPPOSITE DIRECTION

Westward

S. P. & S. Ry., PORTLAND DIVISION—Third Sub-Division

Eastward

Water, Wyes, Turntables, Fuel, Scales, Standard Clocks, Bul.-Bus., Register, Yard Limits	Station Numbers	Car Capacity		Distance from Wilkesboro	TIME TABLE No. 94 JAN. 1, 1946		Distance from Glenwood
		Sidings	Other Tracks		STATIONS		
XPRJ	U26		22	0.0 WILKESBORO	12.9	
X	R1		24	1.2	1.2 PENGRA	11.7	
WP	R9			8.9	7.7 WASHBURN	4.0	
	R12		12E	11.7	2.8 GRAY'S SPUR	1.2	
XP	R13		Yard	12.9	1.2 GLENWOOD	0.0	
				Time Over District Average Speed per Hour			

EASTWARD TRAINS ARE SUPERIOR TO TRAINS OF THE SAME CLASS IN THE OPPOSITE DIRECTION

10 Westward

S. P. & S. Ry., PORTLAND DIVISION—Fourth Sub-Division

Eastward

Water, Wyes, Turntables, Fuel, Scales, Standard Clocks, Bulb-Bds., Register, Yard Limits	Station Numbers	Car Capacity		THIRD CLASS			SECOND CLASS		Distance from Portland	TIME TABLE No. 94		Distance from Kenasay	SECOND CLASS		THIRD CLASS		
		Slidings	Other Tracks	327	361	325		231		JAN. 1, 1946			230		362	326	328
				Local Freight	Local Freight	Freight		Freight		STATIONS			Freight		Local Freight	Freight	Local Freight
				Daily Ex. Saturday	Mon., Wed., Friday	Daily		Daily Ex. Saturday					Daily Ex. Sun.		Tue., Thu., Saturday	Daily	Daily Ex. Sunday
XPJ	A10			L 8.50PM	L 11.10AM	L 7.40AM		L 7.20PM	10.0 UNITED JCT.....	47.0	A 12.10AM		A 12.30PM	A 1.00PM	A 12.35AM	
OWXP	NB10		Yard						10.0 RAFTON.....	47.0						
JPX	U10			8.53	11.13	7.45		7.23	10.5	DN..... RIVER JCT..... RJ	46.5	12.04		12.26	12.54	12.29	
	U10A		31W	8.56	11.16	7.50		7.26	11.0 BAN SPUR.....	46.0	12.01AM		12.23	12.51	12.26	
P	U12	4	11W	9.00	11.20	7.55		7.30	11.7 BURLINGTON.....	45.3	11.58PM		12.20	12.48	12.23	
	U13		2W	9.08	11.28	8.01		7.38	13.4 FALKENBURG.....	43.6	11.48		12.15	12.38	12.13	
P	U14		6E	9.10	11.30	8.05		7.41	13.9	Auto. Blk. } TUNNEL SPUR.....	43.1	11.43		12.09PM	12.33	12.08AM	
P	U15		5W	9.20	11.40	8.15		7.51	15.5 ROCKTON.....	41.5	11.33		11.59AM	12.23	11.58PM	
	U16		9W	9.22	11.42	8.19		7.53	15.9 CULLITON.....	41.1	11.30		11.56	12.20	11.55	
JXPR	U17		5E	A 9.30PM	11.50AM	A 8.30AM		A 8.00PM	17.1	DN..... BOWERS JCT..... BJ	39.9	L 11.20PM		11.50	L 12.10PM	L 11.45PM	
PW 2750. E.	U22	47	17E		12.20PM				21.9	D..... NORTH PLAINS..... NP	35.1			11.10			
	U23		26		12.25				23.3 VADIS.....	33.7			10.50			
	U25		11E		12.35				25.5 CHRISTIE.....	31.5			10.40			
JXPR	U26		12		12.40				26.4 WILKESBORO.....	30.6			10.35			
XP	U28	32	22		12.45				27.5 BANKS.....	29.5			10.29			
WP	U32	30	7		1.05				31.7 MANNING.....	25.3			10.09			
P	U39	31			1.40				33.8 TOPHILL.....	18.2			9.44			
WP	U43	29			2.01				43.1 BRAUN.....	13.9			9.25			
BYK XPR	U49		Yard		A 2.30PM				48.5	D..... VERNONIA..... VN	8.5			L 9.00AM			
WX	U67		52						57.0 KEASEY.....	0.0						
										(County Line End of Track)							
				Daily Ex. Saturday	Mon., Wed., Friday	Daily		Daily Ex. Saturday		Time Over District		Daily Ex. Sun.		Tue., Thu., Saturday	Daily	Daily Ex. Sunday	
				0.40	3.20	0.50		0.40		Average Speed per Hour		0.50		3.30	0.50	0.50	
				10.6	11.5	8.5		10.6				8.5		11.0	8.5	8.5	

EASTWARD TRAINS ARE SUPERIOR TO TRAINS OF THE SAME CLASS IN THE OPPOSITE DIRECTION

At Bowers Junction all westward trains to and eastward trains from O.E. Ry. First Sub-division will register by Ticket per Rule 83-A.

Eastward trains from Fourth Sub-Division will not register.

Westward

Oregon Electric Ry.—FIRST SUB-DIVISION

Eastward 11

Water, Wires, Turn-tables, Fuel, Scales, Standard Cloaks, Bulb-Join Boards, Register and Yard Limits	Station Numbers	Car Capacity		THIRD CLASS		SECOND CLASS		Distance from Portland	TIME TABLE No. 94 JAN. 1, 1946		Distance from Eugene	SECOND CLASS		THIRD CLASS	
		Sidings	Other Tracks	327	325		231		STATIONS	230			326	328	
				Local Freight	Freight		Freight			Freight			Local Freight	Local Freight	
				Daily Ex. Saturday	Daily		Daily Ex. Saturday			Daily Ex. Sunday		Daily	Daily Ex. Sunday		
JRXP	U17		5E	L 9.30PM	L 8.30AM		L 8.00PM	17.1	DN..... BOWERS JCT..... BJ	125.7	A1 1.20PM		A1 2.10PM	A1 1.45PM	
	E21	46		9.38	8.45		8.08	20.9 MERLE	121.9	11.05		11.50AM	11.30	
	YPXJ	E22		9.40	8.48		8.10	21.5 FOREST GROVE JCT.....	121.3	³²⁸ 11.02		11.45	²³⁰ 11.25 10.20	
			77	9.56	9.06		8.26	26.7 BEAVERTON SIDING.....	116.1	10.46		11.29	10.04	
	XWP	E28		³²⁸ 10.00	9.10		8.30	27.6 BEAVERTON.....	115.2	10.42		11.25	³²⁷ 10.00	
	JVP	E28A		10.02PM	9.12AM		8.32PM	28.1 BEBURG.....	114.7	10.40PM		11.15AM	9.55PM	

BETWEEN BEBURG AND GRETON TRAINS WILL BE GOVERNED BY SOUTHERN PACIFIC CO. TIME TABLE AND RULES

JVP	E31			10.18PM	9.28AM		8.48PM	31.2 GRETON.....	111.6	10.22PM		10.55AM	9.32PM
PX	E32	77	9	²³⁰ 10.20	9.30		8.50	32.1	DN..... TIGARD..... RD	110.7	³²⁷ 10.20		10.53	9.30
P	E36		9	10.30	9.40		9.00	36.1 TUALATIN.....	106.7	9.57		10.41	9.15
P	E39	19		10.40	9.47		³²⁸ 9.07	39.0 TONQUIN.....	103.8	9.48		10.32	²³¹ 9.07
P	E43	21	7	10.55	9.57		9.17	43.0 WILSONVILLE.....	99.8	9.33		10.20	8.53
P	E45	76		11.05	³²⁶ 10.05		²³⁰ 9.25	45.4 CURTIS.....	97.4	²³¹ 9.25		³²⁵ 10.05	8.45
P	E49	17	17	11.17	10.15		9.35	49.1 DONALD.....	93.7	9.10		9.47	8.35
WP	E55	75	6E	11.35	10.35		9.50	54.5	N.... WEST WOODBURN... RN	88.3	8.54		9.30	8.20
	E57		9E	11.45PM	10.45		9.57	57.4 ST. LOUIS.....	85.4	8.47		9.15	8.04
	E63	9	6W	12.05AM	11.05		10.15	63.1 HOPMERE.....	79.7	8.34		8.55	7.49
P	E64		8	12.08	11.07		10.18	64.1 QUINABY.....	78.7	8.32		8.52	7.46
PX	E69	80		12.28	11.17		10.33	68.6 BUSH.....	74.2	8.20		8.40	7.31
JWPBXX	E71		227	12.43	11.25		10.45	71.2	DN..... SALEM..... SA	71.6	8.10		8.30	7.15
PX	E73	52		1.01	11.35		10.50	72.8 MINTO.....	70.0	8.05		8.25	7.05
P	E80		11E 5W	1.26	11.55AM		11.13	79.9 ORVILLE.....	62.9	7.45		7.52	6.44
P	E85	74	7E	1.46	12.05PM		11.28	84.8 SIDNEY.....	58.0	7.35		7.37	6.32
	E88		17W	1.56	12.15		11.36	87.9 TALBOT.....	54.9	7.28		7.27	6.24
	E91		9E	2.06	12.25		11.44	90.8 DEVER.....	52.0	7.22		7.18	6.17
XBRP KWOJ	E97		Yard	A 2.30AM	A1 2.45PM		12.01AM	96.5	DN.... ALBANY YARD.... YD.	46.3	7.10		L 7.00AM	L 6.00PM
VXP	E98		Yard				12.15	97.8 ALBANY.....	45.0	6.50			
P	E111		12E				12.47	111.1 FAYETTEVILLE.....	31.7	6.23			
	E114		5E				12.52	113.8 POTTER.....	29.0	6.18			
	E116	6					12.56	116.1 TULSA.....	26.7	6.14			
P	E124		28E				1.10	124.2 HARRISBURG.....	18.6	6.00			
P	E129		58				1.20	128.7	D.... JUNCTION CITY... JC	14.1	5.50			
	E133		6E				1.28	133.4 MEADOW VIEW.....	9.4	5.42			
	E135		9				1.31	135.0 AWBREY.....	7.8	5.39			
	E136		11E 10E				1.33	136.1 ENID.....	6.7	5.37			
JV YPBKXR	E143		Yard				A 2.00AM	142.8	D..... EUGENE..... G	0.0	L 5.00PM			
				Daily Ex. Saturday	Daily		Daily Ex. Saturday		Time Over District Average Speed per Hour		Daily Ex. Sunday		Daily	Daily Ex. Sunday
				5.00 15.9	4.15 18.7		6.00 20.9				6.20 19.8		5.10 15.4	5.45 13.8

EASTWARD TRAINS ARE SUPERIOR TO TRAINS OF THE SAME CLASS IN THE OPPOSITE DIRECTION

12 Westward

Oregon Electric Ry.—SECOND SUB-DIVISION

Eastward

Water, Wyes, Turn- tables, Fuel, Seales, Standard Clocks, Bul- letin Boards, Register and Yard Limits	Station Numbers	Car Capacity		Distance from Forest Grove Junction	TIME TABLE No. 94 JAN. 1, 1946	Distance from Forest Grove
		Sidings	Other Tracks			
JYPX	E22			0.0 FOREST GROVE JCT.....	10.6
X	F1	11		0.8 ORENCO.....	9.8
	F3		7E	2.9 SEWELL.....	7.7
P	F5	6	37	4.5	D..... HILLSBORO..... BO	6.1
	F8		4	7.9 CORNELIUS.....	2.7
	F11		17	10.6 FOREST GROVE.....	0.0
					Time Over District Average Speed per Hour	

Eastward trains are superior to trains of the same class in the opposite direction.

Westward

Oregon Electric Ry.—THIRD SUB-DIVISION

Eastward

Water, Wyes, Turn- tables, Fuel, Seales, Standard Clocks, Bul- letin Boards, Register and Yard Limits	Station Numbers	Car Capacity		Distance from Albany Yard	TIME TABLE No. 94 JAN. 1, 1946	Distance from Foster
		Sidings	Other Tracks			
KBXP WOR	E97		Yard	0.0	DN..... ALBANY YARD..... YD	31.2
JV				0.9 S. P. CONN. ALBANY.....	30.3
					13.6	

Between S. P. Conn. Albany and Lebanon Conn. with O. E. Third Sub-Division Trains Will Be Governed By S. P. Co. Portland Division Time Tables and Rules

WPJV	S14		20	14.5	DN..... LEBANON..... BA	16.7
	S15	10		14.8	O. E. Conn. LEBANON.....	16.4
					(O. E. Siding) WELDWOOD..... V	15.3
PX	S16	70	149	15.9	D..... WATERLOO.....	11.0
P	S20		2	20.2 NYE.....	9.1
	S22		10	22.1 NARROWS.....	6.9
	S24		13	24.3 SWEET HOME..... SW	2.4
PWYO RBXJ	S29		Yard	28.8 FOSTER.....	0.0
	S31		222	31.2		
					Time Over District Average Speed per Hour	

Eastward trains are superior to trains of the same class in the opposite direction.

Westward

Oregon Electric Ry.—FOURTH SUB-DIVISION

Eastward

Water, Wyes, Turn- tables, Fuel, Seales, Standard Clocks, Bul- letin Boards, Register and Yard Limits	Station Numbers	Car Capacity		Distance from Sweet Home	TIME TABLE No. 94 JAN. 1, 1946	Distance from Dollar
		Sidings	Other Tracks			
PWYRB XOJ	S29		Yard	0.0	DN..... SWEET HOME..... SW	15.5
	H6		18W	6.4 HOLLEY.....	9.1
	H8		10	8.1 CALAPOOYA.....	7.4
	H10		30	10.5 RYAN.....	5.0
	H12		9E	11.8 MITCHELL.....	3.7
	H14		49	13.9 WOODRAFFE SIDING.....	1.6
W 0.9 M.I.E	H16		Yard	15.5 DOLLAR.....	0.0
					(End of Line)	
					Time Over District Average Speed per Hour	

Eastward trains are superior to trains of the same class in the opposite direction.

VANCOUVER DIVISION

SPECIAL STOPS

No. 1 will stop at any station to discharge revenue passengers from Spokane or east of Spokane; will stop at any station between Spokane and Pasco to pick up revenue passengers for Vancouver and Portland when advance arrangements are made for it with Agents.

No. 1 will stop at Hooper to discharge revenue passengers and will exchange passengers locally between stations Spokane and Pasco where scheduled to stop. Will stop at Maryhill for revenue passengers for Bingen-White Salmon, Vancouver and Portland, and will stop at Stevenson for revenue passengers for Vancouver and Portland.

No. 1 will stop at Camas to discharge revenue passengers from Pasco or east thereof, when advance arrangements are made with Agents or Conductors.

No. 2 will stop at any station to pick up revenue passengers for Spokane or east of Spokane, and at Camas to pick up passengers for Pasco and East when advance arrangements are made for it with Agents; will stop at Stevenson to discharge revenue passengers from Portland and Vancouver; will stop at Maryhill to discharge revenue passengers from Portland, Vancouver and Bingen-White Salmon; will stop at any station between Pasco and Spokane to discharge revenue passengers from Portland and Vancouver; will stop at Hooper daily except Sunday, and will exchange passengers locally between stations Pasco and Spokane where scheduled to stop.

No. 2 will stop at Camas to pick up revenue passengers for Pasco or east thereof, when advance arrangements are made with Agents or Conductors.

Nos. 3 and 4 will stop on flag at Moonax, M. P. 152.6, to pick up or discharge passengers.

Nos. 102 and 103 will stop on flag at Fitz, 120 feet east of M. P. 65.

Nos. 120 and 121 will stop on flag at Klickitat Springs, M. P. 15.8.

U. S. Mail for dispatch at Redd may be taken through to Pasco for return movement on **No. 2** if **No. 1** is not too late to make connection at Pasco. Otherwise **No. 1** will stop at Redd to dispatch it.

When **No. 1** will not reach Vancouver by 9:15 A.M. back-haul U. S. Mail for **No. 4** will be dispatched at Stevenson and placed in freight house.

PORTLAND DIVISION

SPECIAL STOPS

Nos. 21 and 22 will stop on flag to receive or discharge passengers at Ivy, Woodson, Neawanna and West.



LIST OF SURGEONS AND MEDICAL DEPARTMENT INSTRUCTIONS

Surgeons will attend, when called upon officially, to all cases of accident occurring to employes or passengers. In cases of sickness it is the intention to limit medical service to the locality or town where a surgeon resides, unless some urgent necessity exists, for which distinct official authority must be had in accordance with established regulations. Railway officials are required to call on the nearest authorized surgeons whenever practicable, when surgical or medical services are needed. When such are accessible, no responsibility will be assumed for bills for medical services rendered by any other physician. In the event of a sudden emergency, arising from accident, if necessary, proper surgical aid should be procured until the arrival of a regularly appointed surgeon, when the case should be placed in his charge, and in no case should the services of any but an authorized company surgeon be continued after such surgeon is able to assume charge of the case.

Boarding and nursing are furnished only at hospitals with which arrangements have been made. No responsibility will be assumed for bills incurred elsewhere unless specially authorized or approved by the Chief Surgeon.

SURGEONS

DR. CHAS. C. NEWCASTLE, Chief Surgeon	{ —318 Mayer Building, Portland. —Telephone BEacon 5070; if no answer call ATwater 4175.
DR. P. L. HEITMEYER, Asst. Surgeon	{ —318 Mayer Building, Portland. —Telephone BEacon 5070.
DR. R. D. WISWALL, Local Surgeon, Vancouver	DR. C. E. BROUS, Local Surgeon, Linnton.
DR. W. B. McMAKIN, Local Surgeon, Camas.	DR. JOHN BARTON, Local Surgeon, St. Helens.
DR. H. L. ELDRIDGE, Local Surgeon, Washougal.	DR. EDW. S. KOZIOL, Local Surgeon, St. Helens.
DR. J. E. STRAIN, North Bonneville.	DR. M. A. KENNEY, Local Surgeon, Rainier.
DR. T. G. LATHROP, Local Surgeon, Bingen-White Salmon.	DR. PAUL H. STARR, Local Surgeon, Clatskanie.
DR. ROSSER P. ATKINSON, Local Surgeon, Goldendale.	DR. J. L. WOODIN, Local Surgeon, Clatskanie.
DR. W. F. SHORTS, Local Surgeon, Wishram.	DR. FRANK E. FOWLER, Local Surgeon, Astoria.
DR. G. J. VOTAVA, Local Surgeon, Pasco.	DR. O. C. HAGMEIER, Local Surgeon, Seaside.
DR. JOSEPH L. GREENWELL, Local Surgeon, Pasco.	DR. ROLAND D. EBY, Local Surgeon, Vernonia.
DR. E. H. HOPKINS, Washtucna.	DR. A. O. PITMAN, Local Surgeon, Hillsboro.
DR. E. R. NORTHROP, Local Surgeon, Spokane.	DR. GERALD B. SMITH, Local Surgeon, Woodburn.
DR. R. W. HENDERSHOTT, Local Surgeon, Bend.	DR. HUGH DOWD, Local Surgeon, Salem.
	DR. GEO. W. BOHL, Local Surgeon, Albany.
	DR. JOEL C. BOOTH, Local Surgeon, Lebanon.
	DR. ROBT. LANGMACK, Local Surgeon, Sweet Home.
	DR. D. G. CLARK, Local Surgeon, Harrisburg.
	DR. A. O. WALLER, Local Surgeon, Eugene.

STRETCHERS ARE LOCATED AT FOLLOWING POINTS

Portland.....	Baggage Room	Maupin.....	Station
Vancouver.....	Baggage Room	Metolius.....	Station
Vancouver.....	Steam Derrick Outfit	Bend.....	Station
Stevenson.....	Station		
Lyle.....	Station		
Wishram.....	Station		
Wishram.....	Steam Derrick Outfit	Astoria.....	Station
Pasco.....	Baggage Room	Vernonia.....	Station
Snake River.....	Station	Salem.....	Station
Washtucna.....	Station	Albany.....	Station
Lamont.....	Station		

R. C. SCOFFERN, Asst. Superintendent

F. C. WAGER, Mechanical Superintendent

J. L. MONAHAN, Trainmaster

F. L. WEBER, Chief Dispatcher

C. F. CROFFUT, Trainmaster

C. E. BARNES, Master Mechanic

R. G. HASKELL, Trainmaster

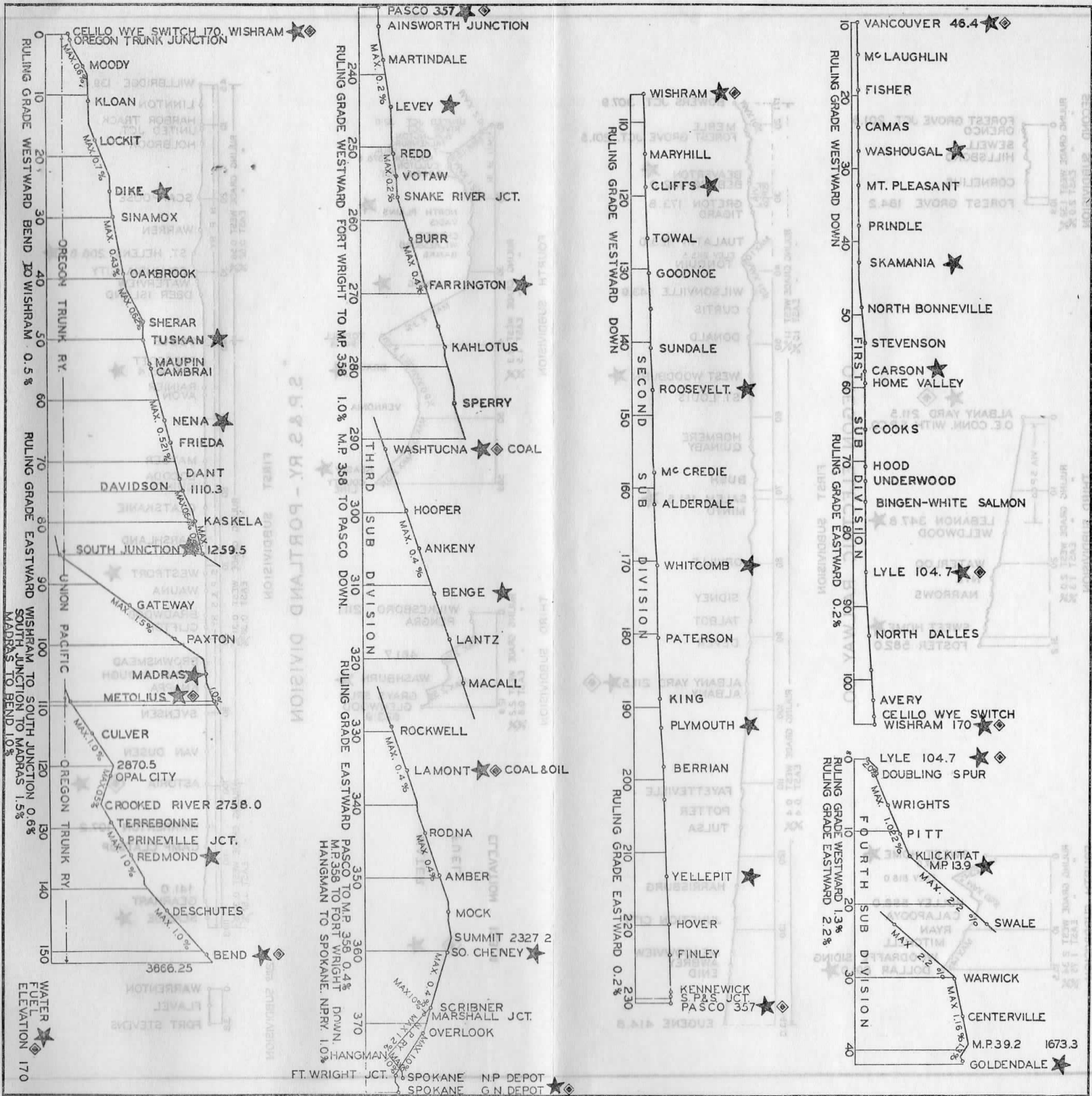
W. C. ABBOTT, Traveling Engineer

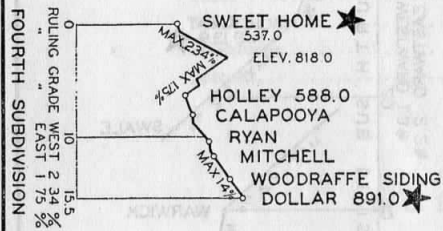
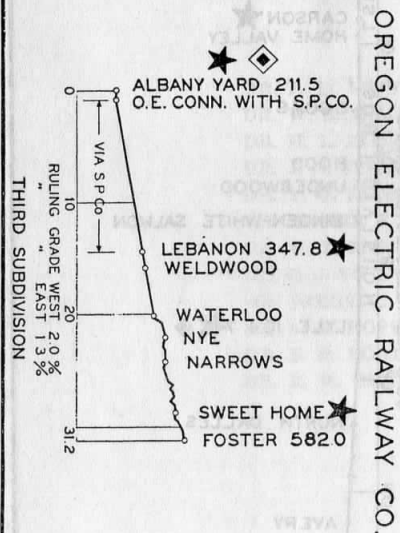
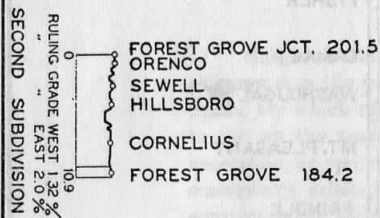
H. M. BATES, Trainmaster

J. M. WASSENAR, Traveling Engineer

R. P. JEFFREY, Trainmaster

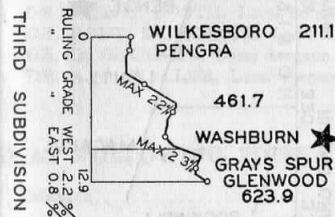
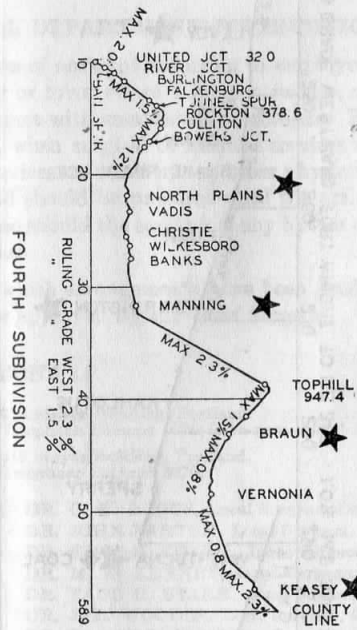
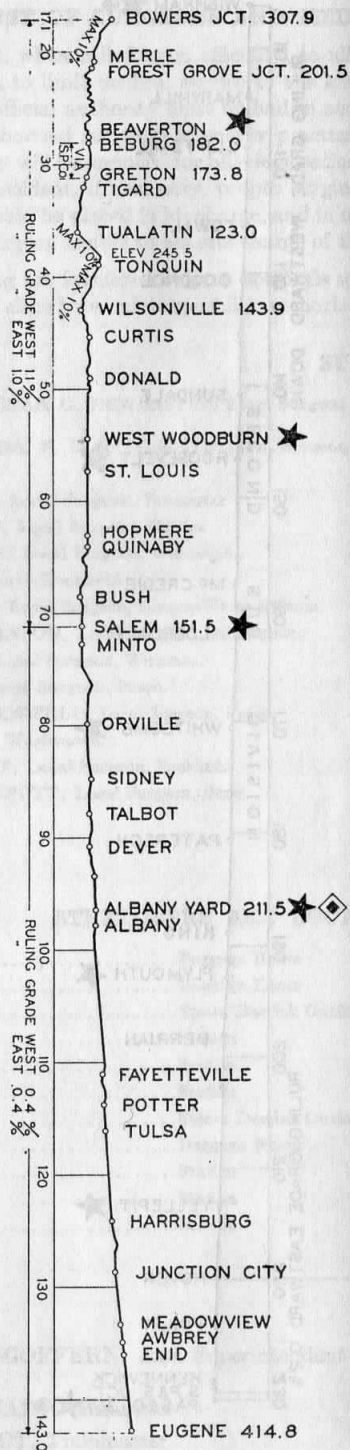
J. T. CRAINE, Traveling Engineer





OREGON ELECTRIC RAILWAY CO.

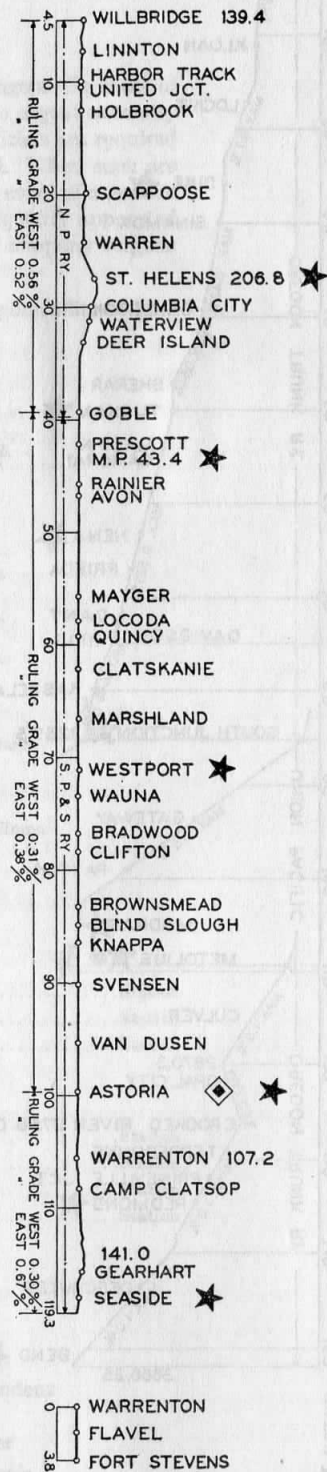
FIRST SUBDIVISION



WATER
FUEL
ELEVATION 123.4

S. P. & S. RY. - PORTLAND DIVISION

FIRST SUBDIVISION



2nd SUBDIVISION