

# SPOKANE, PORTLAND & SEATTLE RAILWAY CO. Portland Division

UNITED RAILWAYS COMPANY

GALES CREEK AND WILSON RIVER RAILROAD COMPANY

OREGON ELECTRIC RAILWAY COMPANY

## TIME TABLE No. 123

To be used in conjunction with  
Special Instruction Book No. 2

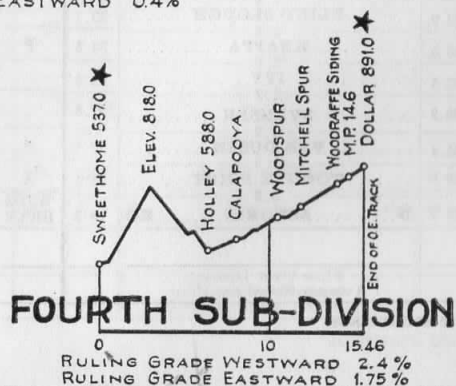
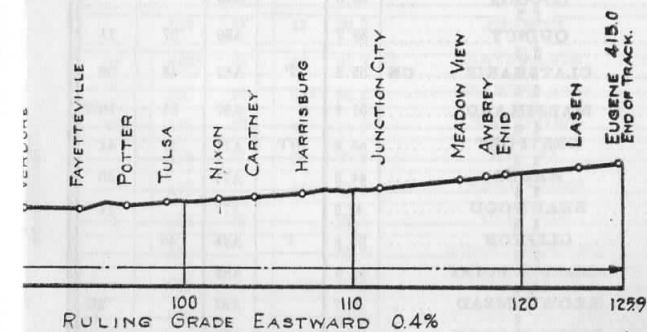
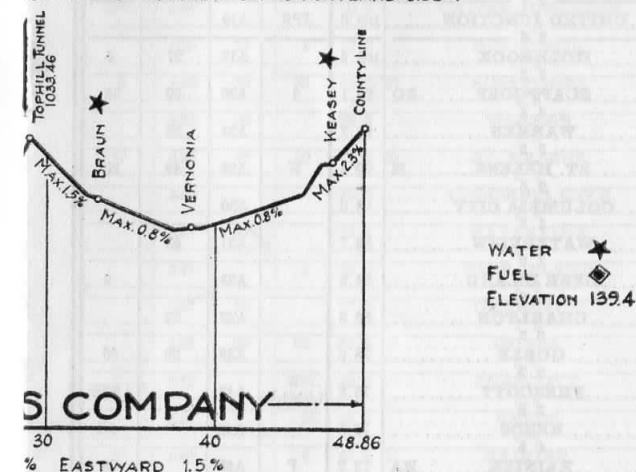
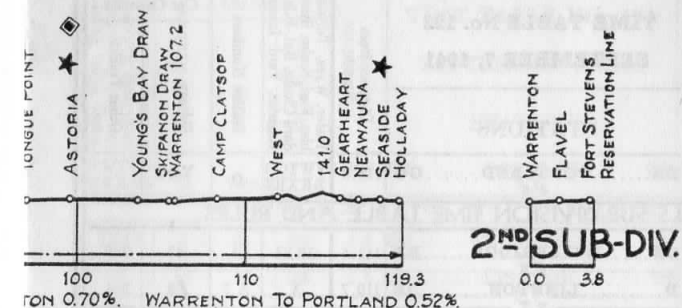
To take Effect at Twelve-one (12:01)  
O'clock A. M., Pacific Time

### SUNDAY, SEPTEMBER 7, 1941

Superseding Time Table No. 122 and all  
Supplements Thereto.

For the government of employes only. The  
Company reserves the right to vary therefrom  
at pleasure. Be positive that you have the  
Current Time Table and destroy all previous  
numbers. Read carefully the Special Instruc-  
tions and always carry a copy for reference and  
a copy of TRANSPORTATION RULES.

W. D. PEARCE, Superintendent  
M. C. LaBERTEW, Vice-Pres. & Genl. Mgr.



2 WESTWARD

S. P. & S. Ry.—FIRST SUB-DIVISION

THIRD CLASS			SECOND CLASS		FIRST CLASS		Distance from Portland	TIME TABLE No. 123 SEPTEMBER 7, 1941		Distance from Seaside	Water, Ways, Turnables, Fuel, Scales, Signals, Board Closets, Bulb, Poles, Register, Yard Limits	Station Numbers	Car Capacity	
295	401	61	293	331	21	STATIONS		Yard	Other Tracks					
Local Freight	Local Freight	Local Freight	Freight	Freight	Passenger									
Daily Ex. Saturday	Daily Ex. Sunday	Daily Ex. Fri., Sat.	Daily Ex. Saturday	Daily Ex. Sunday	Daily	0.0	DN..... PORTLAND..... GO	118.0	VWTCO BKXRZ	0	Yard			
L 10.15PM	L 9.35PM	L 7.00PM	L 9.40PM	L 8.15PM	L 8.00AM	0.0	DN..... WILLBRIDGE..... BR	113.5	JR XI	4	43	268		
						4.5	D..... LINNTON..... IN	110.7	X	A 7	28	306		
						7.3	..... UNITED JUNCTION.....	108.0	JPR	A10				
						10.0	..... HOLBROOK.....	105.4		A13	27	5		
						12.6	D..... SCAPPOOSE..... SQ	98.1	I	A20	30	33		
						19.9	..... WARREN.....	93.7		A24	26			
						24.3	D..... ST. HELENS..... H	90.4	W	A28	49	20		
						27.6	..... COLUMBIA CITY.....	88.0		A30				
						30.0	..... WATERVIEW.....	86.7		A31	43			
						31.3	..... DEER ISLAND.....	84.8		A33		9		
						33.2	..... CHARLTON.....	80.8		A37	22			
						37.2	..... GOBLE.....	78.6		A39	20	60		
						39.4	..... PRESCOTT.....	75.8	W	A42		16E		
						42.2	..... REEDS.....	72.8		A45		5E		
						45.2	D..... RAINIER..... RA	72.2	P	A46		8		
						46.8	..... AVON.....	71.2		A47	50			
						48.8	..... PYRAMID.....	64.5		A54	12			
						53.5	..... MAYGER.....	62.2	P	A56	50	13		
						55.8	..... LOCODA.....	60.0		A58				
						58.0	..... QUINCY.....	58.7		A59	27	11		
						59.3	D..... CLATSKANIE..... CN	55.8	P	A62	45	66		
						62.2	..... MARSHLAND.....	51.4		A67	51	10W		
						66.6	..... WESTPORT.....	46.8	WP	A71	27	44		
						71.2	..... WAUNA.....	44.5		A74		50		
						73.5	..... BRADWOOD.....	41.2		A77		14		
						76.8	..... CLIFTON.....	39.6	P	A78	40			
						78.4	..... ALDRICH POINT.....	36.3		A82				
						81.7	..... BROWNSMEAD.....	34.7		A83		2E		
						83.3	..... BLIND SLOUGH.....	33.1		A85				
						84.9	..... KNAPPA.....	31.5	P	A87	20	4E		
						86.5	..... IVY.....	29.5		A89				
						88.5	..... SVENSEN.....	27.8		A90	39	2W		
						90.2	..... VAN DUSEN.....	22.6	P	A95	32			
						95.4	..... TONGUE POINT.....	21.1	X	A97		19		
						96.9	D..... ASTORIA..... RO	18.3	WTCOZ BKXR	A100	36	227		
A 4.10AM	Daily Ex. Sunday	Daily Ex. Fri., Sat.	A 2.01AM	Daily Ex. Sunday	Daily Ex. Sunday	A 11.35AM								
5.55	0.35	0.33	4.21	0.29	0.27	3.35								
16.9	17.1	18.2	22.9	20.7	27.8	27.8								

Time Over District  
Average Speed per Hour

Eastward trains are superior to westward trains of the same class.

S. P. & S. Ry.—FIRST SUB-DIVISION

EASTWARD 3

Water, Wages, Turntable, Fuel, Switch, Standard Clearance, Bridge, Register, Yard Limbs	Station Numbers	Car Capacity		Distance from Portland	TIME TABLE NO. 123		Distance from Seaside	FIRST CLASS			SECOND CLASS			THIRD CLASS		
		Sidings	Other Tracks		SEPTEMBER 7, 1941			24		330	294	62	296	402		
					STATIONS			Passenger		Freight	Freight	Local Freight	Local Freight	Local Freight		
		Yard			0.0	DN..... PORTLAND..... GO		118.0	A 8.05PM		A 2.55AM	A 9.10PM	A 12.45AM	A 1.50AM	A 2.15AM	
BETWEEN PORTLAND AND WILLBRIDGE TRAINS WILL BE GOVERNED BY TERMINALS SUB-DIVISION TIME TABLE AND RULES																
JRXI	4	43	268	4.5	DN..... WILLBRIDGE..... BR	113.5	7.51			2.38	8.50		12.25	1.35	1.55	
X	A7	28	306	7.3	D..... LINNTON..... IN	110.7	f 7.44			2.28	<sup>331</sup> 8.38		12.15	1.25	1.45	
JPR	A10			10.0	..... UNITED JUNCTION.....	108.0	<sup>61</sup> 7.38			L 2.20AM	8.33		L 12.05AM	1.15	L 1.35AM	
	A13	27	5	12.6	..... HOLBROOK.....	105.4	7.33				8.28			1.06		
I	A20	30	33	19.9	D..... SCAPPOOSE..... SQ	98.1	f 7.22				8.14			12.51		
	A24	26		24.3	..... WARREN.....	93.7	f 7.14				8.05			12.42		
W	A28	49	20	27.6	D..... ST. HELENS..... H	90.4	s 7.09				7.59			12.35		
	A30			30.0	..... COLUMBIA CITY.....	88.0	f 7.02									
	A31	43		31.3	..... WATERVIEW.....	86.7	7.00				7.50			<sup>295</sup> 12.16		
	A33		9	33.2	..... DEER ISLAND.....	84.8	f 6.57				7.45			12.05AM		
	A37	22		37.2	..... CHARLTON.....	80.8	f 6.51				7.35			11.44PM		
	A39	20	60	39.4	..... GOBLE.....	78.6	f 6.47				7.30			<sup>293</sup> 11.30		
W 1.2M1.W	A42		16E	42.2	..... PRESCOTT.....	75.8	f 6.42				7.21			11.15		
	A45		5E	45.2	..... REEDS.....	72.8										
P	A46		8	45.8	D..... RAINIER..... RA	72.2	s 6.36				7.14			10.39		
	A47	50		46.8	..... AVON.....	71.2	6.34				7.11			10.15		
	A54	12		53.5	..... PYRAMID.....	64.5	6.22				6.55			9.44		
P	A56	50	13	55.8	..... MAYGER.....	62.2	f 6.18				6.49			9.32		
	A58			58.0	..... LOCODA.....	60.0	f 6.14									
	A59	27	11	59.3	..... QUINCY.....	58.7	f 6.11				6.41			9.15		
P	A62	45	66	62.2	D..... CLATSKANIE..... CN	55.8	s 6.05				6.34			9.01		
	A67	51	10W	66.6	..... MARSHLAND.....	51.4	f 5.55				6.23			8.40		
WP	A71	27	44	71.2	..... WESTPORT.....	46.8	f 5.46				6.13			8.30		
	A74		50	73.5	..... WAUNA.....	44.5	s 5.41				6.06			8.01		
	A77		14	76.8	..... BRADWOOD.....	41.2	f 5.35				5.59			7.40		
P	A78	40		78.4	..... CLIFTON.....	39.6	f 5.31				5.54			7.30		
	A82			81.7	..... ALDRICH POINT.....	36.3	f 5.24									
	A83		2E	83.3	..... BROWNSMEAD.....	34.7	f 5.20				5.43			7.15		
	A85			84.9	..... BLIND SLOUGH.....	33.1	f 5.17				5.38			7.07		
P	A87	20	4E	86.5	..... KNAPPA.....	31.5	f 5.15				5.34			7.01		
	A89			88.5	..... IVY.....	29.5	f 5.10									
	A90	39	2W	90.2	..... SVENSEN.....	27.8	f 5.07				5.25			6.48		
P	A95	32		95.4	..... VAN DUSEN.....	22.6	f 4.57				5.12			6.30		
X	A97		19	96.9	..... TONGUE POINT.....	21.1	f 4.54									
WTOZ BKXR	A100	36	227	99.7	D..... ASTORIA..... RO	18.3	L 4.45PM				L 5.00PM			L 6.00PM		
							Daily				Daily Ex. Monday	Daily Ex. Sunday		Daily Ex. Sun., Mon.	Daily Ex. Sunday	Daily Ex. Monday
					Time Over District		3.20				0.35	4.10		0.40	7.50	0.40
					Average Speed per Hour		29.9				17.1	23.9		15.0	12.7	15.0

Eastward trains are superior to westward trains of the same class.

## 4 WESTWARD

## S. P. S. Ry.—FIRST SUB-DIVISION (Continued)

## EASTWARD

Water, Wyes, Turntables, Fuel, Seals, Standard Clocks, Bulletin Boards, Register and Yard Limits	Station Numbers	Car Capacity		THIRD CLASS	SECOND CLASS	FIRST CLASS		Distance from Portland	TIME TABLE No. 123 SEPTEMBER 7, 1941		Distance from Seaside	FIRST CLASS		SECOND CLASS	THIRD CLASS	
		Siding	Other Tracks			21			24							
						Passenger	Daily		Passenger	Daily						
												STATIONS				
BWTO KXRZ	A100	36	227					99.7	D..... ASTORIA..... RO	18.3	A 4.35 PM					
								100.3	..... 11th St., ASTORIA.....	17.7	f 4.34					
JYX	A106		76					105.6	s 11.59 AM..... WARRENTON.....	12.4	s 4.15					
	A108	31	31					108.3	f 12.06 PM..... CAMP CLATSOP.....	9.7	f 4.08					
	A112	17						112.0	f 12.14..... WEST.....	6.0	f 3.59					
	A116							115.7	f 12.22..... GEARHART.....	2.3	f 3.50					
	A117		6E					116.7	f 12.24..... NEAWANNA.....	1.3	f 3.48					
BWY KXR	A118	17	105					118.0	A 12.30 PM..... SEASIDE..... SD	0.0	L 3.45 PM					
									Daily		Daily					
									0.50		0.50					
									22.0		22.0					
									Time Over District Average Speed per Hour							

Eastward trains are superior to westward trains of the same class.

## WESTWARD

## S. P. &amp; S. Ry.—SECOND SUB-DIVISION

## EASTWARD

Water, Wyes, Turntables, Fuel, Seals, Standard Clocks, Bul.-Bus., Register, Yard Limits	Station Numbers	Capacity of Tracks	THIRD CLASS		SECOND CLASS		Distance from Warrenton	TIME TABLE No. 123 SEPTEMBER 7, 1941		Distance from Fort Stevens	SECOND CLASS		THIRD CLASS	
								STATIONS						
JXYR	A106	76					0.0	..... WARRENTON.....	3.8					
	FS2	73					1.8	..... FLAVEL.....	2.0					
X	FS4						3.8	..... FORT STEVENS.....	0.0					
								Time Over District Average Speed per Hour						

Eastward trains are superior to westward trains of the same class.

WESTWARD

United Railways Co.

EASTWARD 5

Water, Wyes, Turntables, Hoists, Scales, Board Closets, Bulb-Beds, Register, Yard Limits	Station Numbers	Car Capacity		THIRD CLASS		SECOND CLASS		Distance from United Junction	TIME TABLE No. 123 SEPTEMBER 7, 1941		Distance from Kensy	SECOND CLASS		THIRD CLASS	
		Sidings	Other Tracks	401	61		331		STATIONS	330			62	402	
				Local Freight	Local Freight		Freight			Freight			Local Freight	Local Freight	
				Daily Ex. Sun.	Daily Ex. Fri., Sat.		Daily Ex. Sun.			Daily Ex. Mon.			Daily Ex. Sun., Mon.	Daily Ex. Mon.	
PJRX	A10			L 10.10 PM	L 7.33 PM		L 8.44 PM	0.0	..... UNITED JUNCTION .....	47.0	A 2.20 AM		A 12.05 AM	A 1.35 AM	
WXP	NB1							0.0	..... RAFTON .....	47.0					
RPX	U1			10.15	7.38		8.47	0.5	DN..... RIVER JUNCTION..... RJ	46.5	2.16		11.58 PM	1.31	
X	U1A		31W	10.20	7.42		8.50	1.0	..... BAN SPUR .....	46.0	2.13		11.56	1.28	
	U2	4	11W	10.25	7.45		8.54	1.7	..... BURLINGTON .....	45.3	2.08		11.52	1.20	
	U3		2W	10.30	7.53		9.02	3.4	..... FALKENBURG .....	43.6	2.00		11.43	1.10	
P	U4		6E	10.38	7.55		9.05	3.9	..... TUNNEL SPUR .....	43.1	1.55		11.40	1.05	
P	U5		5W	10.52	8.05		9.15	5.5	Auto. Bk. { ..... ROCKTON .....	41.5	1.43		11.30	12.53	
	U6		9W	10.56	8.08		9.17	5.9	..... CULLITON .....	41.1	1.40		11.26	12.50	
JXPR	U7		5E	A 11.10 PM	8.15		A 9.25 PM	7.1	DN..... BOWERS JUNCTION..... BJ	39.9	L 1.35 AM		11.20	L 12.45 AM	
	U8		6E		8.20			7.6	..... HELVETIA .....	39.4			11.14		
	U9		1W		8.26			9.1	..... CONNELL .....	37.9			11.06		
PW 2750. E.	U12	47	17E		8.45			11.9	D..... NORTH PLAINS .....	35.1			10.53		
	U13		26		8.50			13.3	..... VADIS .....	33.7			10.38		
P	U14		26		9.01			14.4	..... DIXON .....	32.6			10.30		
	U15		11E		9.10			15.5	..... CHRISTIE .....	31.5			10.14		
XPR	U16	12	10E		9.15			16.4	D..... WILKESBORO .....	30.6			10.10		
XP	U18	32	22		9.20			17.5	..... BANKS .....	29.5			10.04		
WP	U22	30	7		<sup>62</sup> 9.40			21.7	..... MANNING .....	25.3			<sup>61</sup> 9.40		
P	U29	31			10.15			28.8	..... TOPHILL .....	18.2			9.15		
	U32		3E		10.26			31.6	..... SCHMIDLIN SPUR .....	15.4			9.02		
WP	U33	29			10.36			33.1	..... BRAUN .....	13.9			8.56		
BYOK XPR	U39	41	160		A 11.05 PM			38.5	D..... VERNONIA..... VN	8.5			L 8.30 PM		
	U45		4E					45.2	..... TARA .....	1.8					
WTXP	U47		164					47.0	..... KEASEY .....	0.0					
									(County Line End of Track)						
				Daily Ex. Sun.	Daily Ex. Fri., Sat.		Daily Ex. Sun.				Daily Ex. Mon.		Daily Ex. Sat., Sun.	Daily Ex. Mon.	
				1.00	3.32		0.41		Time Over District		0.45		3.35	0.50	
				7.1	10.9		10.7		Average Speed per Hour		9.5		10.7	8.5	

Eastward trains are superior to westward trains of the same class.

## 6 WESTWARD

## Ore. Electric Ry.—FIRST SUB-DIVISION (Bowers Jct., Salem)

## EASTWARD

Water, Wyes, Turntables, Fuel, Seals, Standard Cocks, Bulletin Boards, Registers, Yard Limits	Station Numbers	Car Capacity		THIRD CLASS			SECOND CLASS			TIME TABLE No. 123 SEPTEMBER 7, 1941			SECOND CLASS			THIRD CLASS		
		Sidings	Other Tracks	401			331			Distance from Bowers Junction	STATIONS	Distance from Eugene	330			402		
				Local Freight	Daily Ex. Sunday	Freight	Daily Ex. Sunday	Freight	Daily Ex. Monday				Local Freight	Freight	Freight			
		Station Numbers	Sidings	Other Tracks	Local Freight	Daily Ex. Sunday	Freight	Daily Ex. Sunday	STATIONS	Freight	Daily Ex. Monday	Local Freight	Freight	Freight				
JRXP	U7		5E		L 10.50PM		L 9.25PM	0.0	DN..BOWERS JUNCTION..BJ	127.9	A 1.35AM		A 12.45AM	A 1.55PM	A 6.25PM			
	E2		4E		10.55		9.30	1.8	.....BENDEMEER.....	126.1	1.29		12.32	1.45	6.15			
	E4		10W		11.05		9.37	3.8	.....MERLE.....	124.1	1.20		12.21	1.35	6.05			
YPX	E4A				11.09		9.40	4.4	.....FOREST GROVE JUNCTION.....	123.5	1.15		12.15	1.29	5.59			
	E6		2E		11.14		9.45	5.6	.....QUATAMA.....	122.3	1.11		12.09	1.16	5.46			
	E7		5W		11.20		9.51	7.2	.....ELMONICA.....	120.7	1.07		12.05AM	1.10	5.40			
	E10	3	3W		11.29		10.00	10.5	.....BEAVERTON.....	117.4	1.00		11.55PM	12.59	5.29			
YPXJR	E14	31	57		<sup>402</sup> 11.45		10.15	13.7	.....GARDEN HOME.....	114.2	12.50		<sup>401</sup> 11.45	12.45	5.15			
	E16				11.54		10.22	16.4	.....S. P. R. R. CROSSING.....	111.5	12.39		11.24	12.24	4.54			
WPX	E17	49	9		11.58PM		10.28	17.2	DN.....TIGARD.....RD	110.7	12.35		11.20	12.20PM	4.50			
P	E21	7			12.08AM		10.37	21.2	.....TUALATIN.....	106.7	12.24		10.59	11.38AM	4.10			
	E23		9E		12.11		10.40	22.6	.....NASOMA.....	105.3	12.20		10.51	11.35	4.06			
P	E24	19			<sup>330</sup> 12.17		<sup>402</sup> 10.44	24.1	.....TONQUIN.....	103.8	<sup>401</sup> 12.17		<sup>331</sup> 10.44	11.31	4.02			
	E25		4E		12.21		10.47	25.4	.....MULLOY.....	102.5	12.09		10.36	11.27	3.59			
P	E28	21	7		12.30		10.51	28.1	.....WILSONVILLE.....	99.8	12.05AM		10.29	11.20	3.52			
	E30		4W		12.40		11.01	29.9	.....WALLACE.....	98.0	11.55PM		10.17	11.08	3.40			
	E31	20			12.45		11.03	30.5	.....CURTIS.....	97.4	11.52		10.14	11.05	3.37			
	E31A		6E		12.47		11.05	31.1	.....BUTTEVILLE.....	96.8	11.48		10.05	11.02	3.33			
	E32		3W		12.50		11.07	32.1	.....FARGO.....	95.8	11.46		10.03	10.59	3.30			
P	E34	17	17		12.55		11.12	34.2	.....DONALD.....	93.7	11.40		9.57	10.54	3.25			
	E37	16	3W		1.03		11.17	37.0	.....BROADACRES.....	90.9	11.32		9.48	10.45	3.16			
P	E40	32	3E		1.11		<sup>330</sup> 11.23	39.6	.....WEST WOODBURN.....	88.3	<sup>331</sup> 11.23		9.43	10.37	3.08			
	E42		9E		1.19		11.28	42.5	.....ST. LOUIS.....	85.4	11.15		9.33	10.28	2.59			
	E45	16			1.25		11.32	44.6	.....CONCOMLY.....	83.3	11.08		9.26	10.21	2.51			
P	E46	9			1.30		11.36	46.4	.....WACONDA.....	81.5	11.02		9.20	10.15	2.46			
	E48	9	6W		1.35		11.40	48.2	.....HOPMERE.....	79.7	10.58		9.15	10.10	2.40			
P	E49		8		1.38		11.43	49.2	.....QUINABY.....	78.7	10.55		9.11	10.07	2.37			
	E51	11			1.45		11.47PM	51.4	.....CHEMAWA.....	76.5	10.50		9.06	10.00	2.30			
WBPXK	E56	55 28	207		A 2.01AM		A 12.01AM	56.3	DN.....SALEM.....SA	71.6	L 10.35PM		L 8.50PM	L 9.45AM	L 2.15PM			
					Daily Ex. Monday		Daily Ex. Sunday		Time Over District Average Speed per Hour		Daily Ex. Sunday		Daily Ex. Sunday	Daily	Daily			
					3.11 17.7		2.36 21.7				3.00 18.8		3.55 14.4	4.10 13.5	4.10 13.5			

Eastward trains are superior to westward trains of the same class.

(Continued)

Water, Wyes, Turntables, Fuel, Scales, Standard Clocks, Bulletin Boards, Register and Yard Limits	Station Numbers	Car Capacity		THIRD CLASS			SECOND CLASS	Distance from Portland	TIME TABLE No. 123 SEPTEMBER 7, 1941		Distance from Eugene	SECOND CLASS	THIRD CLASS				
		Sidings	Other Tracks	403	401	331	STATIONS		330	402		404	406	408			
				Local Freight	Local Freight	Freight			Freight	Local Freight		Local Freight	Freight	Freight			
		Daily Ex. Sunday	Daily Ex. Monday	Daily Ex. Monday		Daily Ex. Sunday	Daily Ex. Sunday		Daily Ex. Sunday	Daily Ex. Sunday		Daily Ex. Sunday	Daily Ex. Sunday				
WBP XK	E56	55 28	207		L 2.55AM	L 12.20AM	58.3	DN..... SALEM ..... SA	71.6	A 10.20PM	A 8.05PM		A 9.45AM	A 2.15PM			
	E60	32	24E		3.05	12.30	60.5	..... ROBERTS .....	67.4	10.10	7.55		9.15	1.45			
	E63		19E		3.10	12.36	62.8	..... HALL'S FERRY .....	65.1	10.05	7.49		9.07	1.37			
P	E65	11E 5W			3.15	12.41	65.0	..... ORVILLE .....	62.9	10.00	7.43		9.00	1.30			
P	E70		21E		3.28	12.52	69.9	..... SIDNEY .....	58.0	9.50	7.31		8.43	1.13			
	E73		17W		3.35	12.59	73.0	..... TALBOT .....	54.9	9.43	7.24		8.33	1.03			
	E76		9E 15W		3.42	1.05	75.9	..... DEVER .....	52.0	9.37	7.17		8.22	12.52			
	E79	10	6E		3.49	1.11	78.6	..... CONSER .....	49.3	9.30	7.10		8.13	12.43			
XBRP WO	E82	3-134	76		4.10	1.30	81.6	DN.... ALBANY YARD.... YD	46.3	9.20	7.00		L 8.00AM	L 12.30PM			
BWXP	E83		110	L 5.45AM	A 4.25AM	1.45	82.9	D..... ALBANY..... YA	45.0	8.52	L 6.00PM	A 4.00PM					
P	E87		13E		6.00	1.55	86.8	..... PIRTLE .....	41.1	8.43			3.49				
Y	E89	34	6E		6.08	2.01	88.7	..... GRAY .....	39.2	8.39			3.45				
	E93		11W		6.24	2.12	92.8	..... VERDURE .....	35.1	8.29			3.33				
	E96		12E		6.39	2.22	96.2	..... FAYETTEVILLE .....	31.7	8.22			3.23				
	E99		5E		6.50	2.30	98.9	..... POTTER .....	29.0	8.15			3.16				
	E101	6	12W		7.00	2.36	101.2	..... TULSA .....	26.7	8.10			3.10				
	E104		6E		7.11	2.45	104.3	..... NIXON .....	23.6	8.03			3.00				
P	E106		11E		7.20	2.51	106.4	..... CARTNEY .....	21.5	7.58			2.54				
P	E109		28E		7.32	2.59	109.3	..... HARRISBURG .....	18.6	7.52			2.45				
P	E114		58		7.50	3.12	113.8	D..... JUNCTION CITY.... JC	14.1	7.42			2.30				
	E118		6E		8.12	3.22	118.5	..... MEADOW VIEW .....	9.4	7.30			2.00				
	E120		2E		8.16	3.25	120.1	..... AWBREY .....	7.8	7.27			1.54				
	E121		11E 10E		8.20	3.27	121.2	..... ENID .....	6.7	7.25			1.52				
PX	E125	24	293		8.45	3.45	125.5	..... LASEN .....	2.4	7.15			1.40PM				
PBKXR	E128		51		A 9.00AM	A 4.00AM	127.9	D..... EUGENE..... G	0.0	L 6.00PM			L 10.50AM				
					Daily Ex. Sunday	Daily Ex. Monday				Daily Ex. Sunday	Daily Ex. Sunday	Daily Ex. Sunday	Daily	Daily			
					3.15 13.8	1.30 21.3				4.20 16.5	2.05 9.1	5.10 8.7	1.45 14.5	1.45 14.5			

Eastward trains are superior to westward trains of the same class: Exception, No. 403 is superior to No. 404.

## 8 WESTWARD

## Oregon Electric Ry.—SECOND SUB-DIVISION

## EASTWARD

Water, Wyes, Turntables, Fuel, Scales, Standard Clocks, Bulletin Boards, Registers, Yard Limits	Station Numbers	Car Capacity		THIRD CLASS		SECOND CLASS		Distance from Portland	TIME TABLE No. 123 SEPTEMBER 7, 1941	Distance from Eugene	SECOND CLASS		THIRD CLASS	
		Sidings	Other Tracks											
PVBKXR	0		Yard					0.0	DN ..... PORTLAND ..... GO S. P. & S. 12th Ave. Connection 1.8	122.6				
XP	E2	10	47					1.8	..... JEFFERSON ST. ....	120.8				
X								2.5	..... MEAD ST. ....	120.1				
X								3.2	..... TERWIL ..... 3.5	119.4				
	E7	10	25					6.7	..... MULTNOMAH ..... 1.7	115.9				
YPXJR	E8	31	57					8.4	..... GARDEN HOME ..... 1.7	114.2				

Eastward trains are superior to westward trains of the same class.

## WESTWARD

## Oregon Electric Ry.—THIRD SUB-DIVISION

## EASTWARD

Water, Wyes, Turntables, Fuel, Scales, Standard Clocks, Bulletin Boards, Register and Yard Limits	Station Numbers	Car Capacity		THIRD CLASS		SECOND CLASS		Distance from Forest Grove Junction	TIME TABLE No. 123 SEPTEMBER 7, 1941	Distance from Forest Grove	SECOND CLASS		THIRD CLASS	
		Sidings	Other Tracks											
YPX	D4A							0.0	FOREST GROVE JUNCTION. 0.8	10.6				
PX	F1	11						0.8	..... ORENCO. .... 2.1	9.8				
	F3		7E					2.9	..... SEWELL ..... 0.6	7.7				
	F4		2E					3.5	..... MOFFAT ..... 1.0	7.1				
P	F5	6	32					4.5	D ..... HILLSBORO ..... BO 3.4	6.1				
	F8		4					7.9	..... CORNELIUS ..... 2.7	2.7				
PR	F11		17					10.6	..... FOREST GROVE ..... 1.0	0.0				
									Time Over District Average Speed per Hour					

Eastward trains are superior to westward trains of the same class.

## WESTWARD

## Gales Creek and Wilson River Railroad Co.

## EASTWARD

Water, Wyes, Turntables, Fuel, Scales, Standard Clocks, Bulletin Boards, Register, Yard Limits	Station Numbers	Car Capacity	THIRD CLASS		SECOND CLASS		Distance from Wilkesboro	TIME TABLE No. 123 SEPTEMBER 7, 1941	Distance from Glenwood	SECOND CLASS		THIRD CLASS		
XPR	U16	22					0.0	..... WILKESBORO ..... 1.2	12.9					
X	R1	24					1.2	..... PENGRA ..... 3.0	11.7					
	R4	3E					4.2	..... MENKE SPUR ..... 2.5	8.7					
	R7	7E					6.7	..... ORCHARD DALE ..... 2.2	6.2					
WP	R9	16					8.9	..... WASEBURN ..... 2.3	4.0					
	R12	12E					11.7	..... GRAY'S SPUR ..... 1.2	1.2					
XPR	R13	258					12.9	..... GLENWOOD ..... 1.2	0.0					
									Time Over District Average Speed per Hour					

Eastward trains are superior to westward trains of the same class.



**WESTWARD**

**Oregon Electric Ry.—FOURTH SUB-DIVISION**

**EASTWARD 9**

Water, Wyes, Turntables, Fuel, Scales, Standard Clocks, Bulletin Boards, Register and Yard Limits	Station Numbers	Car Capacity		THIRD CLASS		SECOND CLASS		Distance from Leander	TIME TABLE No. 123 SEPTEMBER 7, 1941		Distance from End of Track	SECOND CLASS		THIRD CLASS	
		Sidings	Other Tracks						STATIONS						
XP WOR	E82	3-134	76					0.0	DN ... ALBANY YARD ... YD	30.0					
								0.9	... S. P. CONN. ALBANY ...	29.1					
									13.6						

Between S.P. Conn. Albany and Lebanon Conn. with O.E. Third Sub-Division Trains Will Be Governed by S. P. Co. Portland Division Time Table and Rules

P	S14							14.5	D. .... LEBANON ..... BA	15.5				
	S15	10						14.8	O. E. Conn. 0.3 ..... LEBANON .....	15.2				
									(O. E. Siding) 1.1					
X	S16	22	61					15.9	D. .... EVANSVILLE ..... V	14.1				
	S20		2E					20.2	4.3 ..... WATERLOO .....	9.8				
	S22		8E					22.1	1.9 ..... NYE .....	7.9				
	S24		2 { 5E 4E					24.3	2.2 ..... NARROWS .....	5.7				
PWY RBEX	S29	54	234					28.8	4.5 D. .... SWEET HOME ..... SW	1.2				
								30.0	1.2 ..... END OF TRACK .....	0.0				
									Time Over District Average Speed per Hour					

Eastward trains are superior to westward trains of the same class.

**WESTWARD**

**Oregon Electric Ry.—FIFTH SUB-DIVISION**

**EASTWARD**

Water, Wyes, Turntables, Fuel, Scales, Standard Clocks, Bulletin Boards, Register and Yard Limits	Station Numbers	Car Capacity		THIRD CLASS		SECOND CLASS		Distance from Sweet Home	TIME TABLE No. 123 SEPTEMBER 7, 1941		Distance from Dollar	SECOND CLASS		THIRD CLASS	
		Sidings	Other Tracks						STATIONS						
PWY RBEX	S29	54	234					0.0	D. .... SWEET HOME ..... SW	15.5					
	H6		18W					6.4	6.4 ..... HOLLEY .....	9.1					
	H8		10					8.1	1.7 ..... CALAPOOYA .....	7.4					
	H10		26					10.5	2.4 ..... WOODSPUR .....	5.0					
	H12		9E					11.8	1.3 ..... MITCHELL .....	3.7					
	H14		22					13.9	2.1 ..... WOODRAFFE SIDING .....	1.6					
W 0.9 Mi. E	H16	Two 46	67					15.5	1.6 ..... DOLLAR .....	0.0					
									(End of Line)						
									Time Over District Average Speed per Hour						

Eastward trains are superior to westward trains of the same class.

## LIST OF SURGEONS AND MEDICAL DEPARTMENT INSTRUCTIONS

Surgeons will attend, when called upon officially, to all cases of accident occurring to employes or passengers. In cases of sickness it is the intention to limit medical service to the locality or town where a surgeon resides, unless some urgent necessity exists, for which distinct official authority must be had in accordance with established regulations. Railway officials are required to call on the nearest authorized surgeons whenever practicable, when surgical or medical services are needed. When such are accessible, no responsibility will be assumed for bills for medical services rendered by any other physician. In the event of a sudden emergency, arising from accident, if necessary, proper surgical aid should be procured until the arrival of a regularly appointed surgeon, when the case should be placed in his charge, and in no case should the services of any but an authorized company surgeon be continued after such surgeon is able to assume charge of the case.

Boarding and nursing are furnished only at hospitals with which arrangements have been made. No responsibility will be assumed for bills incurred elsewhere unless specially authorized or approved by the Chief Surgeon.

### SURGEONS

- DR. CHAS. C. NEWCASTLE, Chief Surgeon }—318 Mayer Building, Portland.  
DR. WILMOT C. FOSTER, Asst. Surgeon }—Telephone BEacon 5070; if no answer call ATwater 4175.  
DR. C. E. BROUS, Local Surgeon, Linnton.  
DR. A. E. JOHNSTONE, Local Surgeon, St. Helens.  
DR. EDW. S. KOZIOL, Local Surgeon, St. Helens.  
DR. M. A. KENNEY, Local Surgeon, Rainier.  
DR. PAUL H. STARR, Local Surgeon, Clatskanie.  
DR. J. L. WOODIN, Local Surgeon, Clatskanie.  
DR. V. S. GEARY, Local Surgeon, Westport.  
DR. ARTHUR VAN DUSEN, Local Surgeon, Astoria.  
DR. O. C. HAGMEIER, Local Surgeon, Seaside.  
DR. J. E. VINSON, Local Surgeon, Seaside.  
DR. ROLAND D. EBY, Local Surgeon, Vernonia.  
DR. A. O. PITMAN, Local Surgeon, Hillsboro.  
DR. W. B. MORSE, Local Surgeon, Salem.  
DR. C. H. ROBERTSON, Local Surgeon, Salem.  
DR. G. E. FORTMILLER, Local Surgeon, Albany.  
DR. R. BRUCE MILLER, Local Surgeon, Lebanon.  
DR. ROBT. LANGMACK, Local Surgeon, Sweet Home.  
DR. D. G. CLARK, Local Surgeon, Harrisburg.  
DR. A. O. WALLER, Local Surgeon, Eugene.

Stretchers are located at following points:

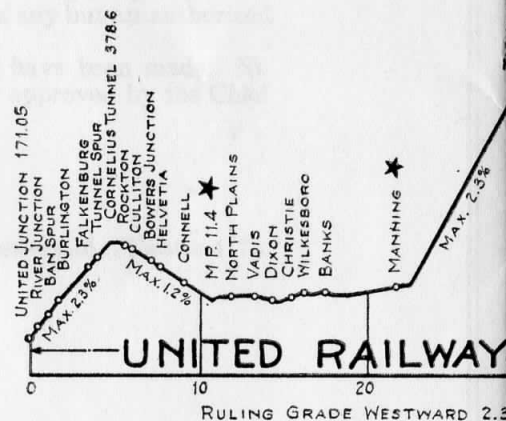

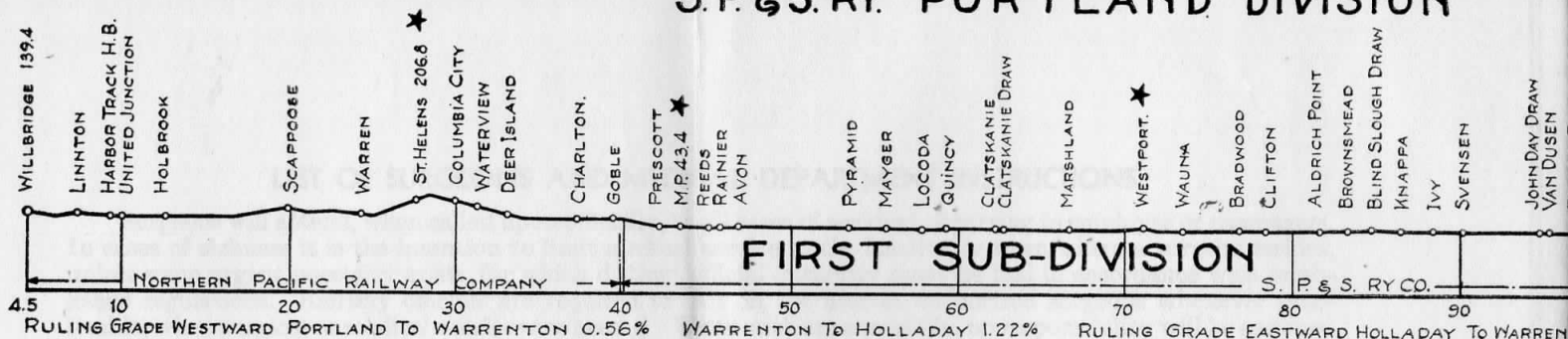
Astoria  
Rainier  
Portland, Baggage Room  
Portland, Oregon Electric Shops  
Vernonia  
Salem  
Albany

R. C. SCOFFERN, Trainmaster, Portland  
J. A. O'HEARN, Trainmaster, Portland  
J. L. MONAHAN, Trainmaster, Portland  
H. E. OATFIELD, Asst. Trainmaster, Portland  
C. F. CROFFUT, Trainmaster, Spokane

H. JACKSON, Chief Dispatcher, Portland  
F. C. WAGER, Master Mechanic, Vancouver  
C. E. BARNES, Traveling Engineer, Vancouver  
R. M. MYLES, Traveling Engineer, Spokane



# S.P.&S.RY. PORTLAND DIVISION



# OREGON ELECTRIC RAILWAY COMPANY

