

All Tickets over these lines are interchangeable and will be good on any train.

Light Type A.M. Table 1 **SEATTLE—TACOMA—PORTLAND** Pacific Standard Time
Dark Type P.M.

458 Daily	408 Daily	460 Daily	Miles	STATIONS	457 Daily	459 Daily	407 Daily
Union Station	King St. Station	King St. Station			Union Station	King St. Station	King St. Station
5.00	11.15	8.05	0	Lv. SEATTLE.....Ar.	1.30	5.30	8.15
g 5.23			16	Kent (A)			
		j 8.26	16	Kent (B)			
g 5.29			22	Auburn (A)			
		j 8.32	22	Auburn (B)		h 4.59	
g 5.40			29	Sumner (A)			
		j 8.40	29	Sumner (B)			
		j 8.44	32	Puyallup			h 7.34
5.57	12.02	8.57	40	Ar. TACOMA.....Lv.	12.35	4.33	7.23
6.02	12.05	9.01	40	Lv. TACOMA.....Ar.	12.27	4.25	7.19
v 6.44	12.47	9.43	70	East Olympia	11.46	fv 3.44	6.38
7.07	1.10	10.07	89	Lv. CENTRALIA.....Ar.	11.23	3.21	6.17
7.14	1.17	10.14	93	Chehalis	11.13	3.11	6.09
k 7.29		10.30	107	Winlock		f 2.56	
		f 10.47	123	Castle Rock		f 2.39	
7.55	1.58	10.59	133	KELSO-LONGVIEW	10.31	2.29	5.25
		f 11.11	143	Frequent Bus Service between Kelso and Longview.			
		f 11.11	143	Kalama			
8.38	2.38	11.43	172	Lv. VANCOUVER, Wash. Ar.	9.51	1.49	4.48
9.00	3.00	12.05	183	Ar. PORTLAND.....Lv.	9.30	1.30	4.30

- (A) Union Pacific Station.
(B) Great Northern-Northern Pacific Station.
(f) Flag Stop.
(g) Stops on flag to receive revenue passengers for Vancouver, Wash., and beyond.
(h) Stops on flag to discharge revenue passengers from Vancouver, Wash., and beyond and to receive revenue passengers for points beyond Seattle.
(i) Stops to discharge passengers from points Spokane and east.
(k) Stops on flag to receive revenue passengers for Vancouver and points beyond and to discharge revenue passengers from Tacoma and beyond.
(v) No connecting bus service between East Olympia and Olympia.

EQUIPMENT OF TRAINS


SEATTLE-TACOMA-PORTLAND

- No. 408—Holiday Lounge, Parlor Car seats available for holders of First-Class transportation and railroad Parlor Car ticket, dining car, coaches.
No. 458—Lounge Bar Car, dining car and coaches.
No. 460—Coaches, Seattle-Portland.
Sandwich-Beverage Service Available.

PORTLAND-TACOMA-SEATTLE

- No. 407—Holiday Lounge, Parlor Car seats available for holders of First-Class transportation and railroad Parlor Car tickets, dining car, coaches.
No. 457—Lounge Bar Car, dining car and coaches.
No. 459—Coaches, Portland-Seattle.
Sandwich-Beverage Service Available.

Parlor Cars Railway owned. All cars are air-conditioned.




For Family Travel Fun

Take the whole family on the exciting, scenic train ride between Portland and Seattle. Only \$5.95 round trip! Kids under 12 go half fare . . . under 5 free. On a one day round trip there is up to 4 hours between trains for family excursions . . .


... in Seattle

Ride the Monorail — go up in the Space Needle for a thrilling panoramic view of Mt. Rainier and Puget Sound.



... in Portland

Children will love a visit to Portland's famous zoo. Treat them to a ride on the Zoo-liner train. Visit the Oregon Museum of Science and Industry. It's fun for everyone.



Effective April 24, 1966

TIME OF TRAINS

PORTLAND TACOMA - SEATTLE VANCOUVER, B. C.

and Branch Lines

—OF—

**GREAT NORTHERN
NORTHERN PACIFIC
UNION PACIFIC**

Under Pooling Arrangements between Seattle, Wash., and Portland, Ore., Authorized by the Interstate Commerce Commission.

(All Train Schedules shown herein are Pacific Standard Time)

LOW COACH FARES

(See Page 3)



**THREE TRAINS DAILY EACH WAY
BETWEEN
PORTLAND - TACOMA - SEATTLE**

Subject to change without notice.
Printed in U.S.A.

