

KEEP THE SAFETY HABIT

*Boal*



**CAR  
LOCATION  
INVENTORY  
CONTROL**

INSTRUCTIONS - MAPS  
INDUSTRIAL ZONE TRACK,  
SPOT NUMBERS

**KINGSMILL  
& PAMPA,  
TEXAS**

**PLAINS DIVISION**

BOOK NO

**17**

ISSUED OCTOBER 1, 1981

INSTRUCTIONS SET FORTH BELOW GOVERN THE OPERATION OF CAR LOCATION INVENTORY CONTROL (CLIC). THIS DIVISION IS DIVIDED INTO ZONES WITH EACH ZONE HAVING DESIGNATED TRACKS AND/OR INDUSTRIES WITHIN ITS BOUNDRIES. TRACKS ARE ASSIGNED SPECIFIC NUMBERS WITHIN THE ZONES AND SPOTS ON THE TRACKS ARE GIVEN INDIVIDUAL NUMBERS. BY USING ZONE, TRACK AND SPOT NUMBERS, WE ARE ABLE TO PRINT SWITCH LISTS WHICH WILL REFLECT THE LOCATION TO WHICH A CAR SHOULD BE SPOTTED.

A CLIC SPOT NUMBER WILL CONSIST OF SIX DIGITS; THE FIRST TWO DIGITS DESIGNATE THE ZONE TO WHICH A CAR IS DESTINED; THE SECOND TWO DIGITS INDICATE THE TRACK NUMBER WITHIN THE ZONE; THE LAST TWO DIGITS REPRESENT THE ACTUAL SPOT ALONG THE TRACK.

EXAMPLE OF CLIC SPOT NUMBER  
=====

67 25 04 LANCASTER WHOLESALE  
' ' '---- SPOT NUMBER  
' '-----TRACK NUMBER  
'-----ZONE NUMBER

ALL INDUSTRIES WILL BE REFERRED TO BY CLIC SPOT NUMBER RATHER THAN BY NAME.

SWITCHES ARE PAINTED WITH ZONE AND TRACK NUMBER SHOWN ON EITHER TARGET OR STAND. SPOT NUMBERS HAVE BEEN PAINTED ON DOORS, DOCKS, BUILDINGS, GATES, ETC. WHERE POSSIBLE; OTHERWISE, THE PROPER SPOT CAN BE DETERMINED BY NOTING SPOT DESCRIPTIONS THAT ARE FOUND JUST OPPOSITE ZONE MAPS ON THE FOLLOWING PAGES OF THIS BOOK.

THE MAPS ARE NOT DRAWN TO SCALE, BUT MERELY SERVE AS A GUIDE IN LOCATING PROPER TRACKS OR SPOTS.

THE FOLLOWING INSTRUCTIONS PERTAIN SPECIFICALLY TO THE PHYSICAL SWITCHING, SPOTTING AND PULLING OF CARS ARE CALLED PARTICULARLY TO THE ATTENTION OF ALL TRAINMEN FOR THEIR COMPLIANCE:

(1) ALL SWITCHING WILL BE PERFORMED BY USE OF SWITCHLIST UNLESS OTHERWISE INSTRUCTED.

(2) DISPOSITION TO BE MADE OF CAR WILL BE SHOWN ON SWITCH LIST UNDER CLIC NO. INDUSTRY TO.

(3) CONDUCTOR/ENGINE FOREMAN WILL SWITCH CARS ACCORDING TO LIST. SHOULD IT BE NECESSARY FOR CONDUCTOR/ENGINE FOREMAN TO SWITCH OR PLACE TO SOME LOCATION OTHER THAN DESTINATION SHOWN ON SWITCH LIST, HE MUST SO INDICATE ON SWITCH LIST.

(4) IF CAR IS NOT ACTUALLY SPOTTED, BUT LEFT ON THAT INDUSTRY'S TRACK, THE CONDUCTOR WILL INDICATE (ON TRACK NOT PLACED) IN THE FOLLOWING MANNER, (OTNP). IF CAR IS PLACED ON TRACK OR SOME OTHER TRACK, FOR SWITCHING CONVENIENCE, CONDUCTOR WILL INDICATE ON LIST (ON TRACK CARRIERS CONVENIENCE) IN THE FOLLOWING MANNER, (OTCC)

(5) CONDUCTOR/ENGINE FOREMAN MUST MAKE NOTATION ON SWITCH LIST OF ANY EXCEPTIONS TAKEN TO SWITCH LIST, SUCH AS NO CAR, CAR NOT ON LIST, CAR OUT OF LINE, CAR IS HAZARDOUS, EXCESS DIMENSION (WHEN THE INFORMATION IS NOT SO INDICATED ON SWITCH LIST), CAR IS CARDED REAR OR HEAD END MOVEMENT ONLY, OR ANY OTHER EXCEPTIONS NOTED.

(6) NOTATION MUST BE MADE INDICATING ANY EXTRA SWITCHING MOVES MADE WHICH ARE NOT SHOWN ON SWITCH LIST.

(7) IF A CAR OTHER THAN ONE ORDERED TO AN INDUSTRY IS SPOTTED, CONDUCTOR/ENGINE FOREMAN MUST INDICATE ON LIST CAR NUMBER ACTUALLY SPOTTED.

(8) CONDUCTOR/ENGINE FOREMAN MUST SHOW ON SWITCH LIST ACTUAL TIME CAR ARE PLACED OR PULLED AT AN INDUSTRY.

(9) CONDUCTOR/ENGINE FOREMAN WILL INDICATE ON SWITCH LIST ANY WORK NOT COMPLETED, SHOWING TIME AND DATE ALL SWITCHING ON LIST IS COMPLETED, SIGN HIS NAME IN FULL AND RETURN SWITCH LIST TO ISSUING AGENCY FOR PROCESSING.

ICC SERVICE DIRECTIVE EX-PARTE 285 REQUIRES A LIST OF CARS SPOTTED OR PULLED FROM AN INDUSTRY INDICATING:

- (A) CAR INITIAL AND NUMBER
- (B) WHETHER LOADED OR EMPTY
- (C) WHETHER SPOTTED OR PULLED
- (D) TIME, DATE, ENGINE OR TRAIN NUMBER, AND-
- (E) SIGNATURE OF CONDUCTOR/ENGINE FOREMAN PERFORMING THE SWITCHING.

EACH CONDUCTOR/ENGINE FOREMAN MUST FURNISH THE SIGNED LIST TO AGENCY THAT MAINTAINS RECORDS OF SUCH CARS.

(10) IF AN INDUSTRY REQUESTS SERVICE NOT SHOWN ON SWITCH LIST, CONDUCTOR/ENGINE FOREMAN SHOULD OBTAIN SUCH REQUEST IN WRITING. THIS REQUEST IS TO BE TURNED IN WITH SWITCH LIST FOR PROCESSING. IF UNABLE TO OBTAIN REQUEST IN WRITING, CONDUCTOR/ENGINE FOREMAN SHOULD RECORD ON SWITCH LIST THE NAME OF PERSON MAKING REQUEST, THE SERVICE REQUESTED AND PERFORMED.

FOR OBSERVATION AND GUIDANCE, THE FOLLOWING CODES MAY BE SHOWN ON SWITCH LIST PRECEDING THE CAR INITIAL.

B1	-	BAD ORDER	
C1	-	CONDEMNED CAR	
CB	-	COMBUSTIBLE	<HAZARDOUS>
CL	-	CHLORINE	<HAZARDOUS>
CM	-	CORROSIVE	<HAZARDOUS>
CU	-	COMPLETELY UNLOADS	
DG	-	DANGEROUS	<HAZARDOUS>
EP	-	EMPTY PLACED OR TO PLACE LOADING	
FG	-	FLAMMABLE GAS	<HAZARDOUS>
FH	-	FLAMMABLE GAS	<HAZARDOUS>
FL	-	FLAMMABLE	<HAZARDOUS>
FS	-	FLAMMABLE SOLID	<HAZARDOUS>
HB	-	HOLD FOR BILLING	
HC	-	HOLD FOR CHARGES OR PERMIT	
HD	-	HOLD FOR DISPOSITION	
HE	-	HEAD END MOVEMENT	
HS	-	HOLD SHIPPERS ORDER NOTIFY CAR	
IPSW	-	INTERPLANT SWITCH	

SWITCHING CODES CONTINUED FROM PREVIOUS PAGE (C)

NG - NONFLAMMABLE GAS <HAZARDOUS>  
OM - OXIDIZER <HAZARDOUS>  
OP - ORGANIC PEROXIDE <HAZARDOUS>  
OTCC ON TRACK CARRIERS CONVENIENCE  
OTNP ON TRACK NOT PLACED  
OX - OXYGEN <HAZARDOUS>  
PA - POISON GAS <HAZARDOUS>  
PB - POISON <HAZARDOUS>  
PU - CAR PARTIALLY UNLOADS  
RE - REAR END MOVEMENT ONLY  
REJT CAR REJECTED BY SHIPPER  
RELD UNLOADED AND BEING RELOADED  
RSPT RESPOT DUE TO RAILROAD ERROR  
TT - TEAM TRACK LOAD  
TURN TURN CAR AND RESPOT  
WH - WEIGH HEAVY  
WL - WEIGH LIGHT  
XA - EXPLOSIVES A <HAZARDOUS>  
XB - EXPLOSIVES B <HAZARDOUS>  
XX - DO NOT MOVE THIS CAR

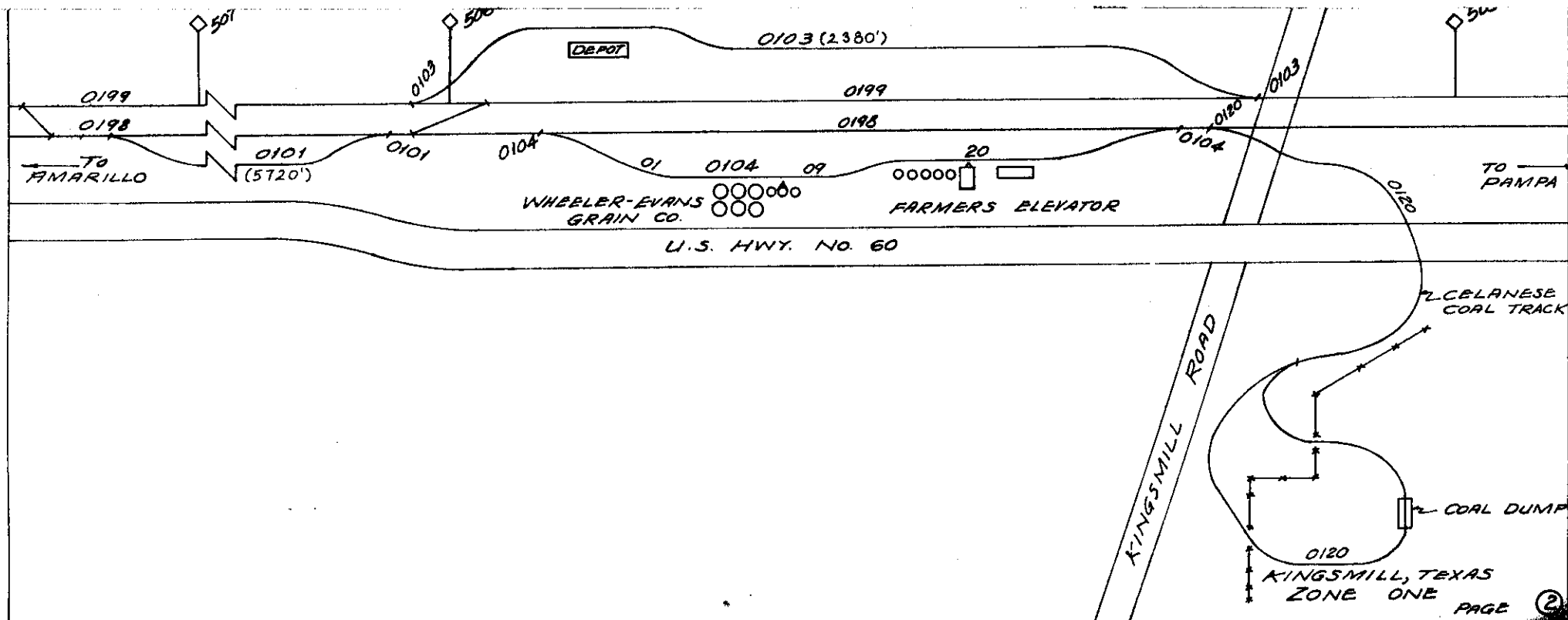
GOOD COMMUNICATION AND COMPLIANCE WITH INSTRUCTIONS IS ESSENTIAL FOR A COMPLETE AND SUCCESSFUL CLIC OPERATION. YOUR REPORTINGS ARE THE KEY TO ACCURATE RECORDS.

THE COMPLETE COOPERATION OF EVERY EMPLOYEE IS SOLICITED.

ZONE ONE (16078 KINGSMILL) SECOND DISTRICT

- 019800 SOUTH MAIN TRACK
- 019900 NORTH MAIN TRACK
- 010100 SOUTH SIDING
- 010300 HOUSE TRACK
- 010400 ELEVATOR TRACK
- 01 OPEN AREA
- 09 WHEELER EVANS GRAIN CO (SPOUT ONE) OH SPOUT
- 20 WHEELER EVANS GRAIN CO (SPOUT TWO) OH SPOUT
- 012000 CELANESE COAL LEAD TRACK
- 012100 CELANESE COAL LOOP TRACK

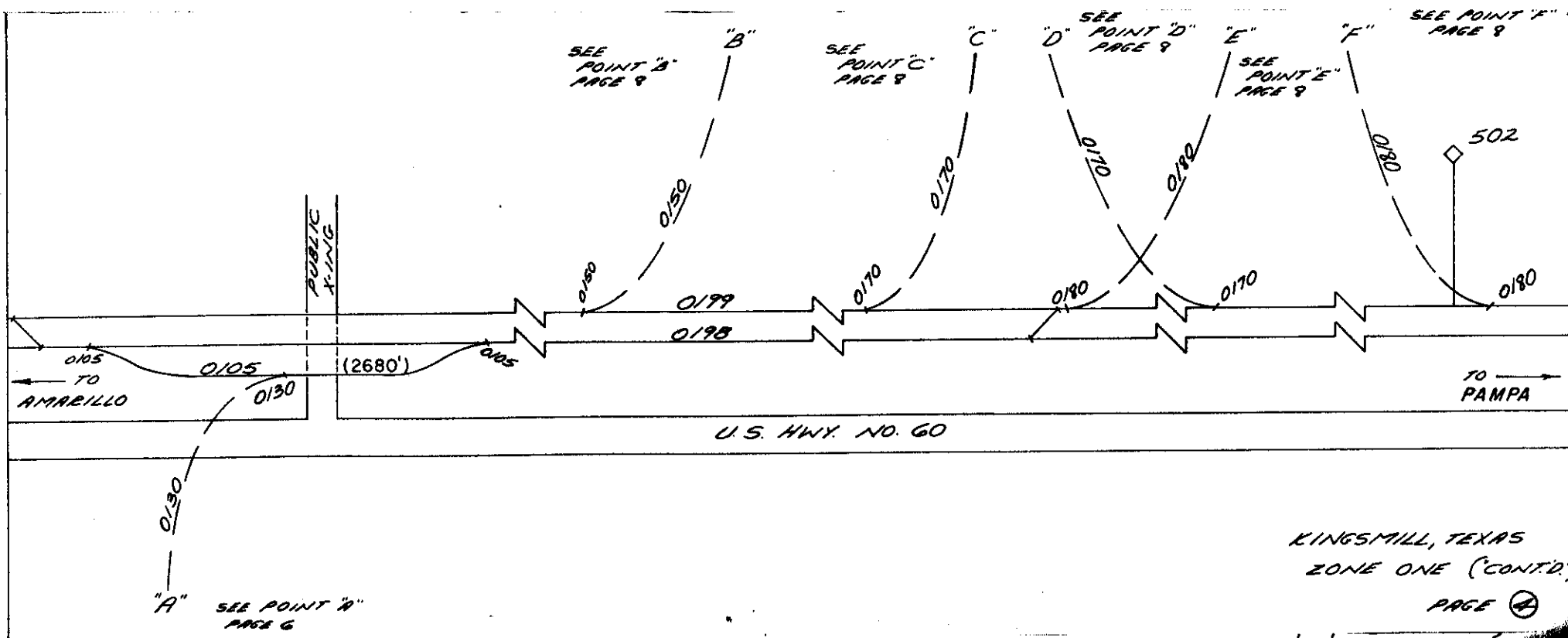
PAGE ONE



ZONE ONE <16078 KINGSMILL> SECOND DISTRICT

- 019800 SOUTH MAIN TRACK
- 019900 NORTH MAIN TRACK
- 010500 CELENESE PASS
- 013000 CELENESE LEAD
- 015000 INGERSOL RAND MACHINERY LEAD
- 017000 CABOT LEAD
- 018000 CITIES SERVICE LEAD

PAGE 3



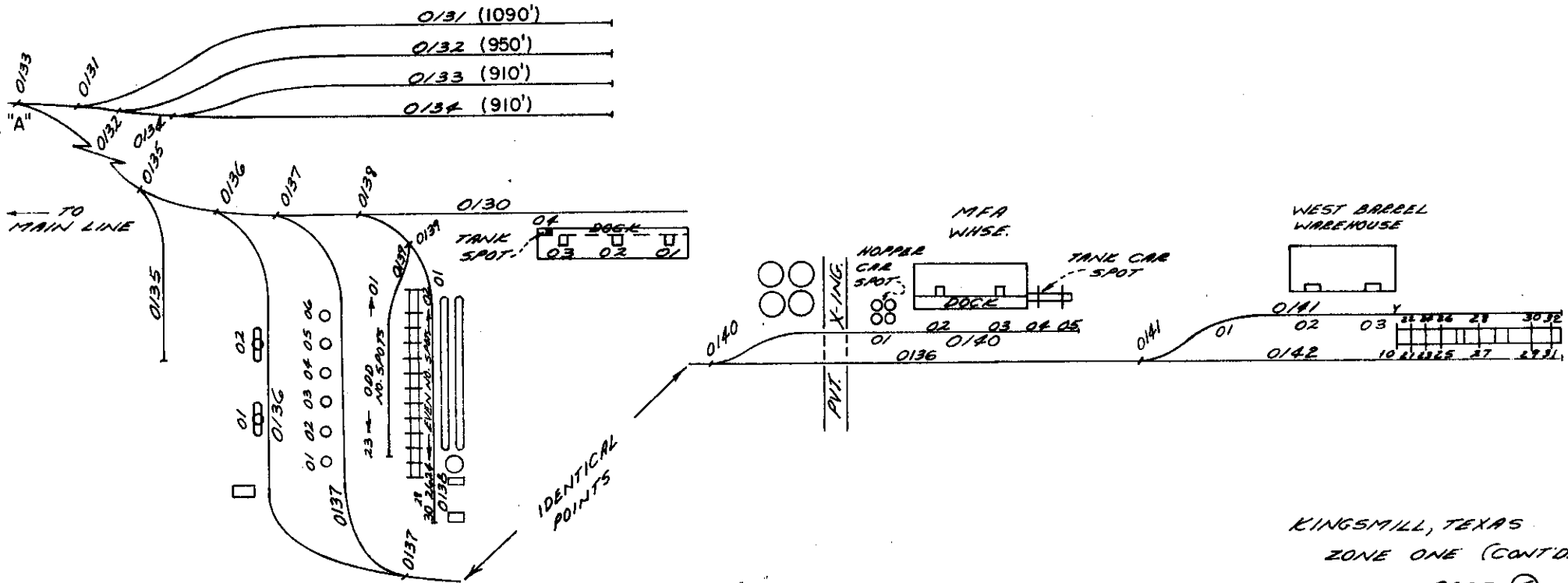
KINGSMILL, TEXAS  
 ZONE ONE (CONT'D.)  
 PAGE 4

ZONE ONE <16078 KINGSMILL>  
(CELENESE CORP-PAMPA PLANT)

013000 WAREHOUSE LEAD TRACK  
 01 CELENESE WAREHOUSE DOOR  
 02 CELENESE WAREHOUSE DOOR  
 03 CELENESE WAREHOUSE DOOR  
 04 CELENESE TANK SPOT TANK  
 013100 CELENESE STORAGE TRACK NO 4  
 013200 CELENESE STORAGE TRACK NO 3  
 013300 CELENESE STORAGE TRACK NO 2  
 013400 CELENESE STORAGE TRACK NO 1  
 013500 CELENESE NORTH STORAGE TRACK  
 013600 CELENESE NORTH WASH TRACK  
 01 CELENESE NORTH WASH SPOT  
 02 CELENESE NORTH WASH SPOT  
 013700 CELENESE SOUTH WASH TRACK  
 01 CELENESE SOUTH WASH SPOT  
 02 CELENESE SOUTH WASH SPOT  
 03 CELENESE SOUTH WASH SPOT  
 04 CELENESE SOUTH WASH SPOT  
 05 CELENESE SOUTH WASH SPOT  
 06 CELENESE SOUTH WASH SPOT  
 013900 CELENESE LEAD TRK SOUTH SIDE  
 SPOT01 CELENESE LOADING RACK RACK  
 THRU SPOTS B-02-04-08-12-14-16-18  
 20-D-E-W 12 SPOTS  
 SPOT24 CELENESE LDG D SPOT RACK  
 26 CELENESE LDG E SPOT SPOT  
 28 CELENESE LDG W SPOT SPOT  
 30 CELENESE PARAFORM UNLDG SPOT

013900 CELENESE NORTH LOADING TRACK  
 SPOT 1 CELENESE LOADING RACKS RACK  
 THRU SPOTS A-01-03-07-11-13-15-17  
 19-C-21-23 12 SPOTS  
 SPOT23 CELENESE LOADING RACKS RACK  
 014000 CELENESE MFA SIDING  
 01 CELENESE HOPPER CAR SPOT PIT  
 02 CELENESE MFA WHSE DOOR  
 03 CELENESE MFA WHSE DOOR  
 04 CELENESE TANK CAR SPOT NO 1  
 05 CELENESE TANK CAR SPOT NO 2  
 014100 CELENESE WEST LOADING TRACK  
 01 CELENESE WEST BBL HSE OPEN  
 02 CELENESE WEST BBL HSE NO.DR.  
 03 CELENESE WEST BBL HSE SO.DR.  
 20 CELENESE WEST BBL HSE Y SPOT  
 SPOT22 CELENESE LOADING RACKS RACK  
 THRU SPOTS 22-24-26-28-30-32  
 014200 CELENESE RACK TRACK END 0136  
 10 CELENESE LOADING RACK RACK  
 21 CELENESE LOADING RACK RACK  
 23 CELENESE LOADING RACK RACK  
 25 CELENESE LOADING RACK RACK  
 27 CELENESE LOADING RACK RACK  
 29 CELENESE LOADING RACK RACK  
 31 CELENESE LOADING RACK RACK

PAGE 5



KINGSMILL, TEXAS  
ZONE ONE (CONT'D)

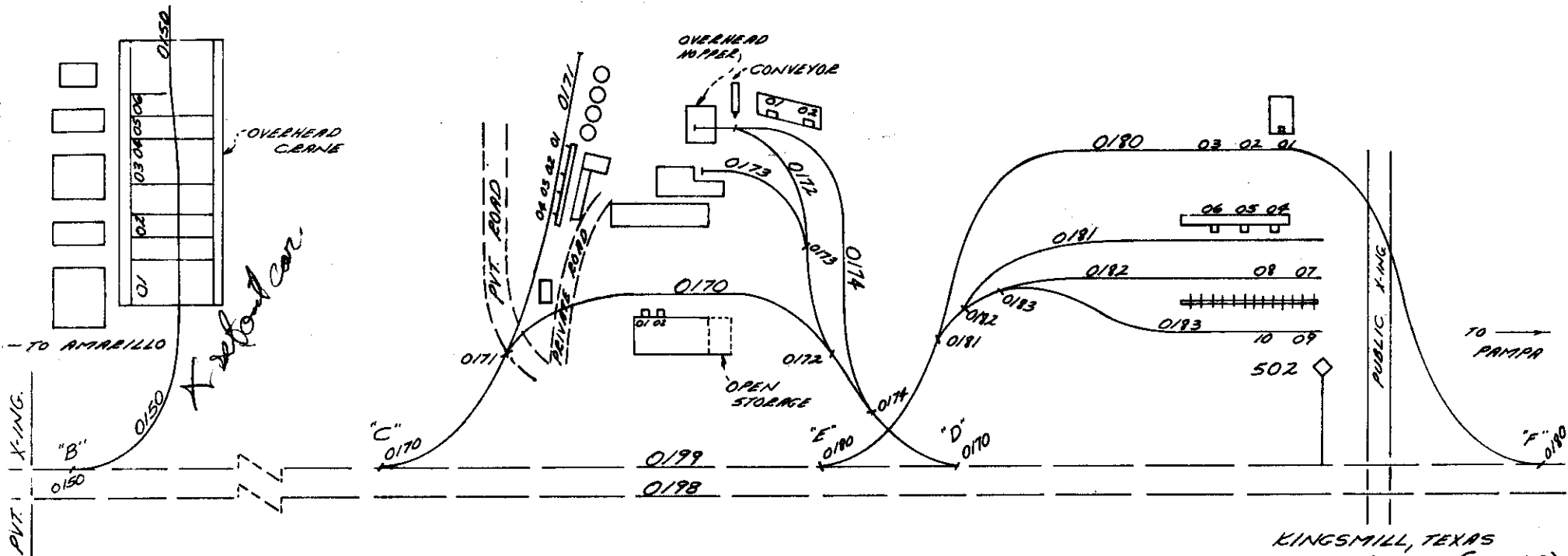


ZONE ONE <KINGSMILL 16078>  
(INGERSOL RAND - CITIES SERVICE)

019800 SOUTH MAIN TRACK  
 019900 NORTH MAIN TRACK  
 015000 INGERSOL RAND LEAD TRACK  
     01 INGERSOL RAND O.H. CRANE  
 THRU SPOT (5 SPOTS)  
     05 INGERSOL RAND O.H. CRANE  
     06 INGERSOL RAND OPEN AREA  
     07 INGERSOL RAND OPEN AREA  
     08 INGERSOL RAND OPEN AREA  
 017000 CABOT CORP WHSE TRACK  
     01 CABOT CORP WHSE DOOR  
     02 CABOT CORP WHSE DOOR  
 017100 CABOT TANK CAR TRACK  
     01 CABOT CORP TANK SPOT  
     02 CABOT CORP TANK SPOT  
     03 CABOT CORP TANK SPOT  
     04 CABOT CORP TANK SPOT

017200 CABOT MIDDLE TRACK  
 017300 CABOT SOUTH TRACK  
     01 CABOT CORP HOPP SPOT  
 017400 CABOT NORTH TRACK  
     01 CABOT CORP DOOR  
     02 CABOT CORP DOOR  
     03 CABOT CORP CONVEYOR  
     04 CABOT CORP O.H. HOPPER  
 018000 CITIES SERVICE TRACK 4  
     01 CITIES SERVICE WHSE DOOR  
     02 CITIES SERVICE OPEN AREA  
     03 CITIES SERVICE OPEN AREA  
 018100 CITIES SERVICE TRACK 3  
     04 CITIES SERVICE TANK SPOT  
     05 CITIES SERVICE TANK SPOT  
     06 CITIES SERVICE TANK SPOT  
 018200 CITIES SERVICE TRACK 2  
     07 CITIES SERVICE TANK SPOT  
     08 CITIES SERVICE TANK SPOT  
 018300 CITIES SERVICE TRACK 1  
     09 CITIES SERVICE TANK SPOT  
     10 CITIES SERVICE TANK SPOT

PAGE 7

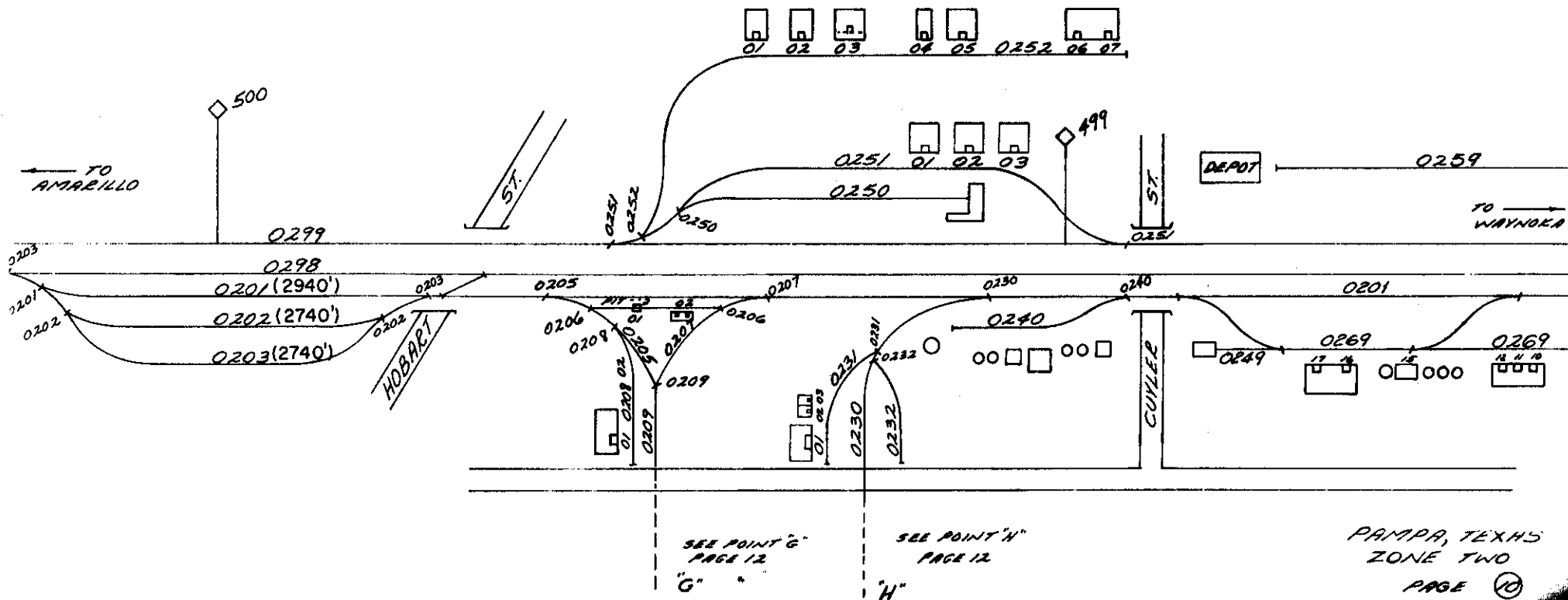


ZONE TWO <16072 PAMPA>  
(SECOND DISTRICT)

029800 SOUTH MAIN TRACK  
 029900 NORTH MAIN TRACK  
 020100 OLD EAST PICK UP TRACK  
 020200 WEST TEAM TRACK NO. 1  
 020300 WEST TEAM TRACK NO. 2  
 020500 WEST LEG OF WYE  
 020600 HALIBURTON CEMENT CO TRK  
     01 HALIBURTON CEMENT PIT      PIT  
     02 HALIBURTON CLAY WHSE      DOOR  
 020700 EAST LEG OF WYE  
 020800 TEX PIPE-METAL CO  
     01 TEX PIPE-METAL CO      DOOR  
     02 TEX PIPE-METAL CO      OPEN  
 020900 INDUSTRIAL FOUNDATION LEAD  
 023000 NEW TRACK  
 023100 K TEX OIL CO TRACK  
     01 K TEX OIL CO      DOOR  
     02 K TEX OIL CO      DOOR  
     03 K TEX OIL CO      DOOR  
 023200 NEW TRACK SPUR  
 024000 CEMENT SPUR

024900 TOFC TRACK  
     01 TOFC RAMP      RAMP  
 025000 INCLINE SPUR TRACK  
 025100 OLD TEAM TRACK  
     01 WHITE HOUSE LBR CO      OPEN  
     02 EVERETT WHSE      DOOR  
     03 HAWKINS WHSE      DOOR  
 025200 INDUSTRY SPUR  
     01 OGDEN AND SON      OPEN  
     02 BETHLEHEM STEEL CO      OPEN  
     03 NATIONAL SUPPLY      OPEN  
     04 HOUSTON LBR CO      OPEN  
     05 GRANT SUPPLY      OPEN  
     06 PAMPA DAILY NEWS      DOOR  
     07 PAMPA DAILY NEWS      DOOR  
 025900 EXPRESS TRACK  
 026900 ELEVATOR TEAM TRACK  
     10 TEAM PATRONS      OPEN  
     11 TEAM PATRONS      OPEN  
     12 TEAM PATRONS      OPEN  
     15 TUBBS ELEVATOR      SPOUT  
     16 WARNER-HORTON WHSE      DOOR  
     17 WARNER-HORTON WHSE      DOOR

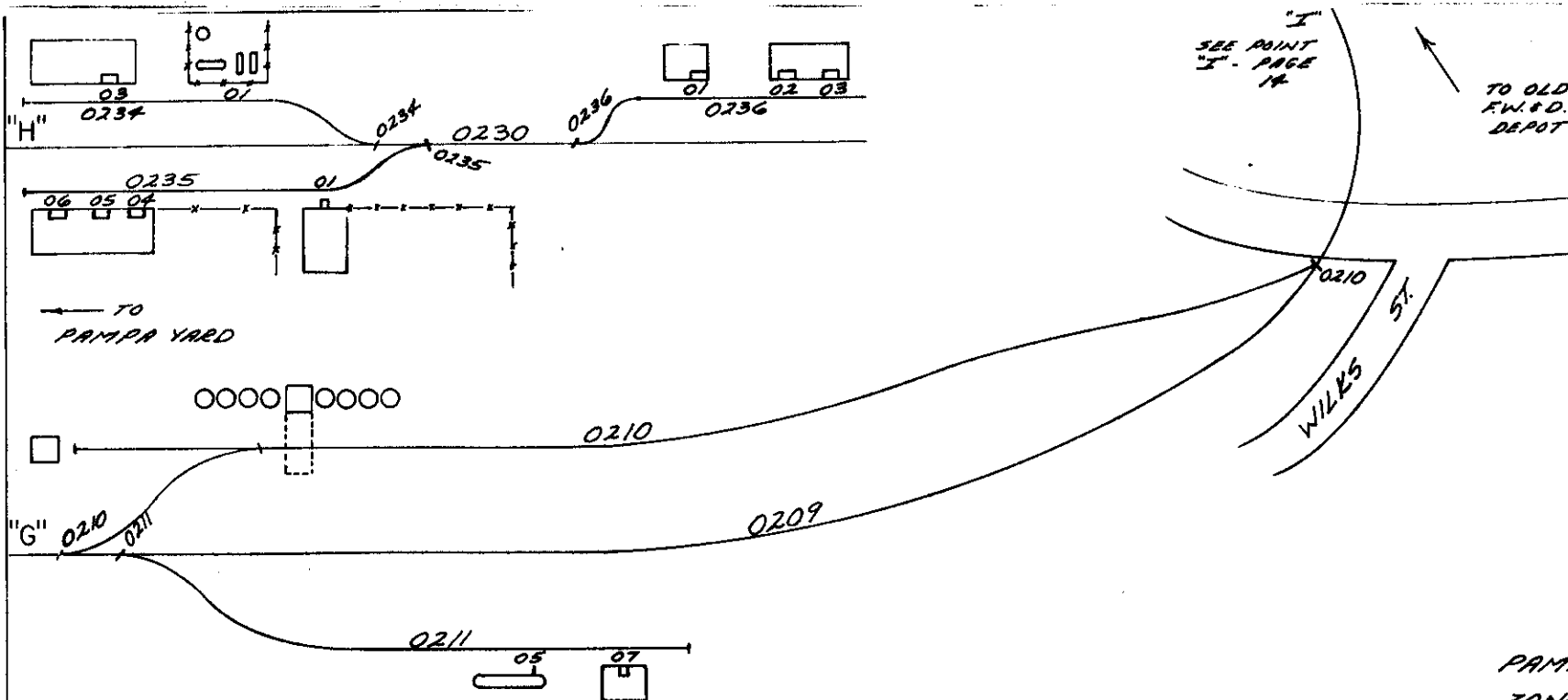
PAGE 9



ZONE TWO <16072 PAMPA> (SECOND DISTRICT)

020900	INDUSTRIAL FOUNDATION LEAD	
021000	WHEELER EVANS ELEVATOR TRACK	
01	WHEELER EVANS ELEVATOR	SPOUT
021100	PHILLIPS SPUR	
05	R AND R FERTILIZER CO	OPEN
07	FARM SERVICE CENTER	OPEN
023000	NEW TRACK LEAD	
023400	INDUSTRY TRACK	
01	FINA PETROLEUM	DOOR
03	VACANT WHSE	
023500	INDUSTRY TRACK	
01	GULF OIL CO	DOOR
04	CABOT STORAGE	DOOR
05	CABOT STORAGE	DOOR
06	CABOT STORAGE	DOOR
023600	INDUSTRY TRACK	
01	VACANT WHSE	
02	CRAIG WAREHOUSE	DOOR
03	CRAIG WAREHOUSE	DOOR

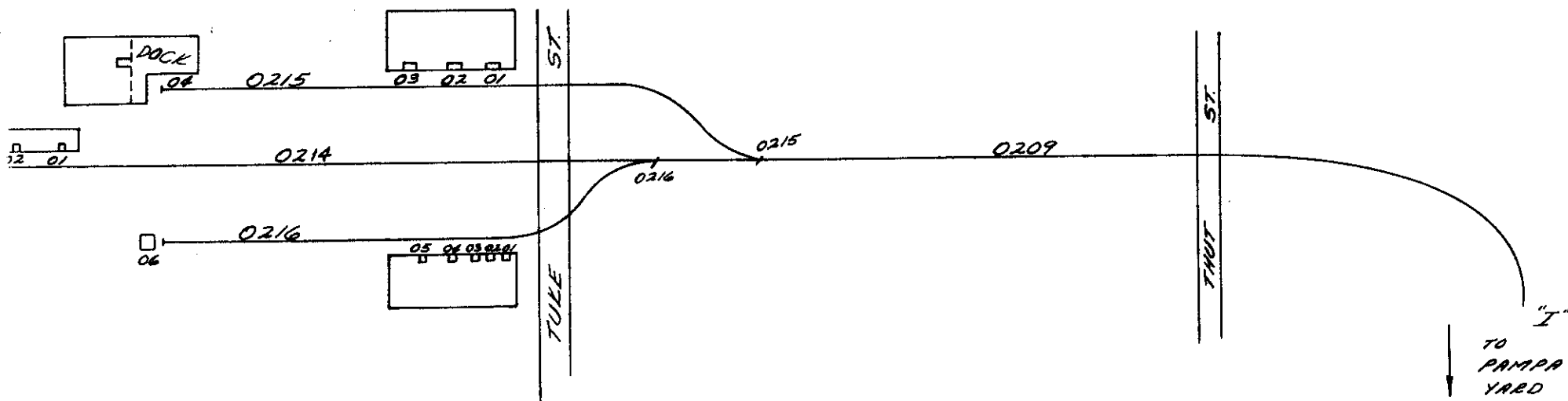
PAGE 11



ZONE 2 <16072 PAMPA> (SECOND DISTRICT)

020900	INDUSTRIAL FOUNDATION LEAD	
021400	PAMPA FEED TRACK (AT END OF 0209)	
99	PAMPA FEED AND SEED CO HOPPER SPOT	SPOUT
01	IMC WAREHOUSE	DOOR
02	IMC WAREHOUSE	DOOR
11	PAMPA FEED AND SEED CO HOPPER SPOT	SPOUT
021500	GENERAL SUPPLY MUD CO TRACK ONE	
01	GENERAL SUPPLY MUD CO	DOOR
02	GENERAL SUPPLY MUD CO	DOOR
03	GENERAL SUPPLY MUD CO	DOOR
04	PAMPA FEED AND SEED CO	DOCK
021600	GENERAL SUPPLY MUD CO TRACK TWO	
01	GENERAL SUPPLY MUD CO	DOOR
02	GENERAL SUPPLY MUD CO	DOOR
03	GENERAL SUPPLY MUD CO	DOOR
04	GENERAL SUPPLY MUD CO	DOOR
05	GENERAL SUPPLY MUD CO	DOOR
06	OLD DOCK	DOCK

PAGE 13

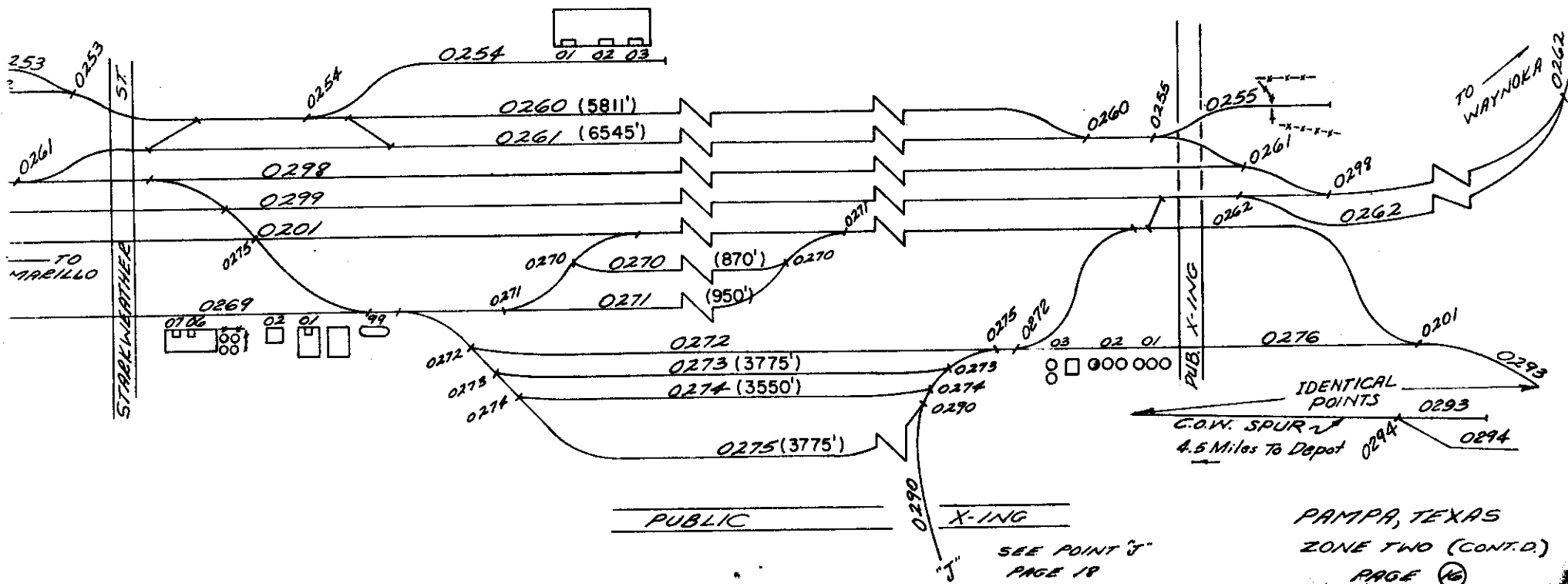


ZONE TWO <16072 PAMPA>  
(SECOND DISTRICT)

029800	SOUTH MAIN TRACK	
029900	NORTH MAIN TRACK	
020100	EAST PICK UP TRACK	
025300	NORTH TEAM TRACK	
025400	SANDRA CORPN TRACK	
01	SANDRA CORPN	DOOR
02	SANDRA CORPN	DOOR
03	SANDRA CORPN	DOOR
025500	DANSZINGER SPUR	
025900	EXPRESS TRACK	
026000	NORTH STORAGE TRACK	
026100	NORTH PASS	
026200	SOUTH SIDING	
026900	ELEVATOR TEAM TRACK	
99	NOWSCO COMPANY	OPEN
01	UNITED MUD CO	DOOR
02	CONOCO	DOOR
06	UNITED MUD CO	DOOR

027000	SHORT ONE TRACK	
027100	SHORT TWO TRACK	
027200	C.O.W. MAIN YARD TRACK	
027300	C.O.W. NO. 1 TRACK	
027400	C.O.W. NO. 2 TRACK	
027500	C.O.W. NO. 3 TRACK	
027600	C.O.W. MAIN EXTENSION	
01	ASHLAND CHEMICAL CO	OPEN
02	SERVICE FRACTURING CO	OPEN
03	SERVICE FRACTURING CO	OPEN
029000	IRISH PIPE COATING LEAD	
029300	C.O.W. INDUSTRY TRACK	
029400	HALLIBURTON SPUR	
01	HALLIBURTON CO	OPEN

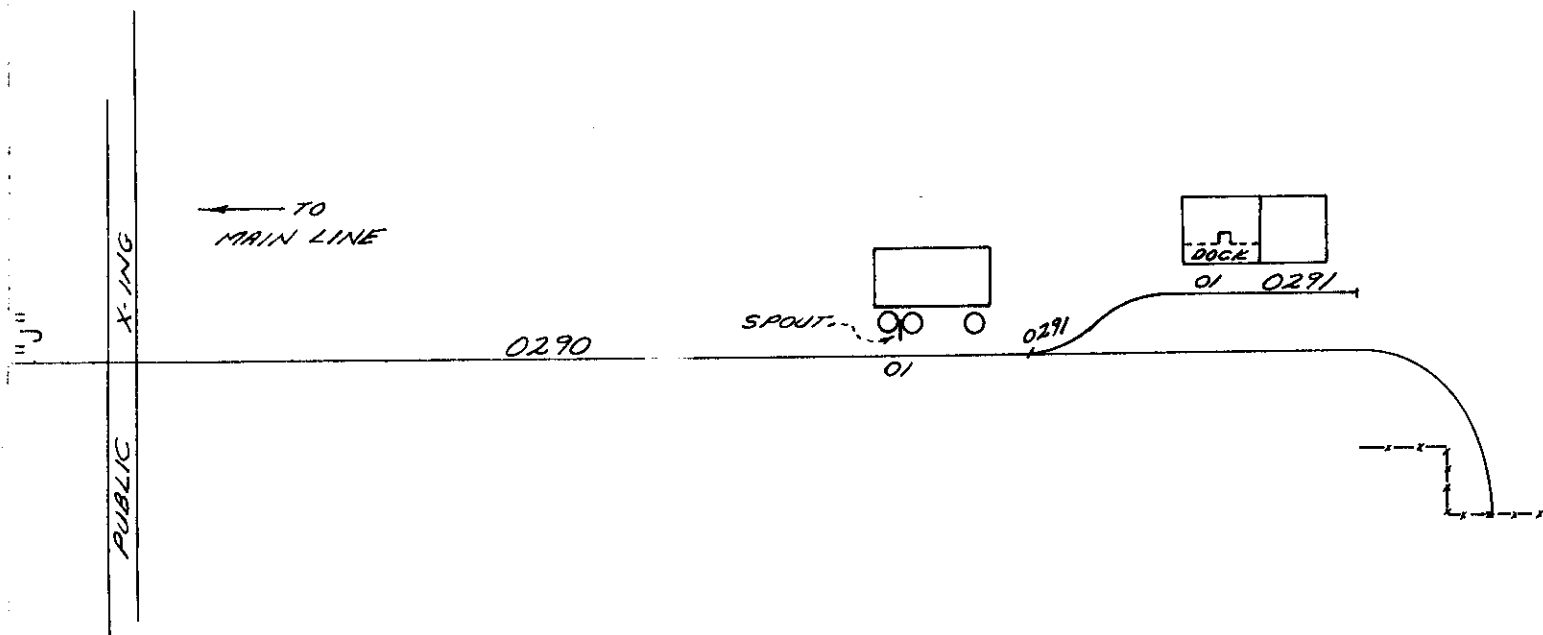
PAGE 15



ZONE TWO <16072 PAMPA> (SECOND DISTRICT)

029000	IRISH PIPE COATING TRACK	
01	IRISH PIPE COATING COMPANY	OPEN
029100	IRISH PIPE COATING SPUR	
01	IRISH PIPE COMPANY WAREHOUSE	DOCK

PAGE 17



PAMPA, TEXAS  
ZONE TWO (CONT'D)  
PAGE 18

